

# ARIZONA STATE

*2005 Sun Devil Baseball*



2005 NCAA REGIONAL MEDIA GUIDE





# Arizona State 2005 NCAA Regional Media Guide

## Arizona State University Quick Facts

Location .....	Tempe, Ariz.
Enrollment .....	45,693
Founded .....	1885
Nickname .....	Sun Devils
Colors .....	Maroon and Gold
Conference .....	Pacific-10
Home Field (Capacity) .....	Packard Stadium (3,879)
Packard Dimensions .....	LF: 340 CF: 395 RF: 340
President .....	Michael Crow
Director of Athletics .....	Gene Smith

## Baseball Staff

Head Coach .....	Pat Murphy
Record at ASU (years) .....	435-218-1 (11th)
Div. I Career Record .....	753-334-2
.....	18th season
Overall Career Record .....	808-389-4
.....	21st season
Assistant Coach .....	Jay J. Sferra (10th year)
Assistant Coach .....	Tim Esmay (1st year)
Assistant Coach (Pitching) .....	Jack Krawczyk (1st year)
Director of Baseball Operations .....	Graham Rossini (6th year)
Operations/Recruiting Assistant .....	Steve Kirkman (7th year)
Manager .....	Jeff Mousser (1st year)
Manager .....	Carlos Arguello (2nd year)
Athletic Trainer .....	Kenny McCarty (8th year)
Strength Coach .....	Jim Mancuso
Baseball Office Number .....	(480) 965-3677

## 2005 Team Quick Facts

2005 Record .....	34-22 (.607)
Home Record .....	22-7
Away/Neutral Record .....	12-15
2005 Pac-10 Record (Finish) .....	15-9 (3rd)
Home Record .....	10-2
Away Record .....	5-7
National Rankings (as of 5/30/05) .....	20 (CB), 22 (BA), 24 (SW)

## Arizona State Postseason History

NCAA Tournament Appearances .....	29 (counting '05)
NCAA Tournament Record .....	129-55 (.701)
CWS Appearances .....	18
National Championships .....	5 (1981, '77, '69, '67, '65)
CWS Runner-Up Finishes .....	5
Last CWS Appearance .....	1998 (2nd)
College World Series Record .....	55-30 (.647)
Regional Titles .....	13
Last Time to Host Regional .....	2003 (Tempe Diablo Stadium)

## Baseball History

First Year of Baseball .....	1907 (7-2); 1959 (28-18)
Overall All-Time Record .....	2,392-1,176-6 (1907-P)
Early Record .....	333-345-5
Modern Record .....	2,059-831-1 (1959-P)
Packard Stadium Record .....	865-251-1 (1972-P)
Best Record All-Time .....	59-8 (1973)
School Records Wins in a Season .....	65 (1976)

## Media Relations Information

Assistant Director (Baseball Contact) .....	Jeff Evans
Evans' E-Mail .....	jeff.evans@asu.edu
Evans' Direct Line .....	(480) 965-6594
Evans' Cell Phone .....	(480) 734-7791
Address .....	Carson Center, Room 131
.....	Tempe, AZ 85287-2505
Media Relations Phone .....	(480) 965-6592
Media Relations Fax .....	(480) 965-5408
ASU Athletic Website .....	www.thesundevils.com

## 2005 NCAA Tempe Regional June 3-6, 2005 Arizona State University Packard Stadium



#1 Coastal Carolina (48-14)



#2 Arizona State (34-22)



#4 UNLV (34-27)



#3 East Carolina (35-24)

## NCAA Tempe Regional Schedule

at Tempe, Ariz. (Packard Stadium)

### Thursday, June 2

Practice - 10 a.m. - 11:15 a.m. (Packard Stadium)

### Friday, June 3

Game 1 - #1 Coastal Carolina vs. #4 UNLV, 2 p.m.

Game 2 - #2 Arizona State vs. #3 East Carolina, 7 p.m.

### Saturday, June 4

Game 3 - Loser Game 1 vs. Loser Game 2, 2 p.m.

Game 4 - Winner Game 1 vs. Winner Game 2, 7 p.m.

### Sunday, June 5

Game 5 - Winner Game 3 vs. Loser Game 4, 11 a.m.

Game 6 - Winner Game 4 vs. Winner Game 5, 3 p.m.

### Monday, June 6

Game 7 - Winner Game 6 vs. Loser Game 6, 6 p.m. (if necessary)


## Credits

The 2005 Arizona State University NCAA Tournament Media Guide was compiled, written and edited by Assistant Media Relations Director Jeff Evans to assist the news media in its coverage of the Sun Devils in the 2005 NCAA Tournament. It is intended as a supplement to the 2005 baseball media guide, copies of which can be obtained from Evans. All photographs taken by Jason Wise, Scott Wachter, Lisa Olsen, Colleen Hayes and Rick Scuteri during the 2002-05 baseball seasons. Special thanks also to all of the media writers whose clips in this postseason media guide tell the various stories of several team members through features written in the 2005 season.

## 2005 Pac-10 Baseball Standings (as of May 30, 2005)

	Pac-10	Overall
Oregon State*	19-5	41-9
Arizona*	17-7	37-19
Arizona State*	15-9	34-22
USC*	15-9	37-19
California	13-11	34-23
Stanford*	12-12	32-23
Washington	12-12	33-22
UCLA	4-20	15-41
Washington State	1-23	21-36

\* advanced to the NCAA Tournament





**NCAA Division I Regional at Tempe, Ariz.**  
**Host: Arizona State University**  
**June 3-6, 2005**

**#1 Coastal Carolina**  
(48-14)

**GAME 1**  
Friday, June 3  
2 p.m.

**#4 UNLV**  
(34-27)

**GAME 4**  
Saturday, June 4  
7 p.m.

**#2 Arizona State**  
(34-22)

**GAME 2**  
Friday, June 3  
7 p.m.

**#3 East Carolina**  
(35-24)

**GAME 6**  
Sunday, June 5  
3 p.m.

**Loser of Game 4**

**Loser of Game 1**

**GAME 3**  
Saturday, June 4  
2 p.m.

**Loser of Game 2**

**GAME 5**  
Sunday, June 5  
11 a.m.

**GAME 7**  
Monday, June 6  
6 p.m.  
(if necessary)

**Regional Champion**  
vs.  
*Cal State Fullerton*  
*Regional Champion*





# 2005 National Collegiate Division I Baseball Championship

Regionals  
June 3-6  
\*Campus or Neutral Sites  
Double Elimination  
First-Round Pairings


Super Regionals  
June 10-12 or 11-13  
\*Campus or Neutral Sites  
Best-of-Three Games

Men's College World Series  
June 17-26/27  
Omaha, Nebraska  
Double Elimination  
First-Round Pairings  
Best-of-Three Championship Series

Men's College World Series  
June 17-26/27  
Omaha, Nebraska  
Double Elimination  
First-Round Pairings  
Best-of-Three Championship Series

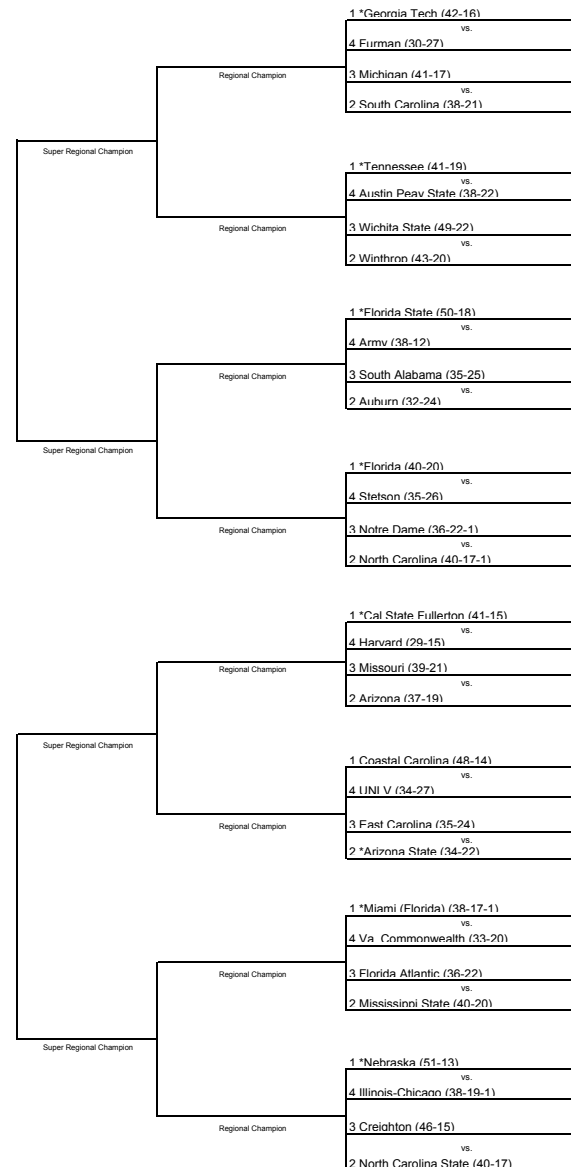
Super Regionals  
June 10-12 or 11-13  
\*Campus or Neutral Sites  
Best-of-Three Games

Regionals  
June 3-6  
\*Campus or Neutral Sites  
Double Elimination  
First-Round Pairings



## National Top Eight Seeds

1. Tulane (50-9)
2. Georgia Tech (42-16)
3. Nebraska (51-13)
4. Baylor (39-21)
5. Mississippi (44-18)
6. Cal St. Fullerton (41-15)
7. Florida (40-20)
8. Oregon St. (41-9)





# 2005 Arizona State Baseball Roster

No.	Player	POS	B/T	HT	WT	YR/EXP	Hometown (High School/Last School)
2	J.J. Sferra	OF	L/L	5-11	150	Fr./HS	Phoenix, Ariz. (Mountain Pointe)
3	Jeff Landry	UTL	R/R	5-8	160	Fr./RS*	Walnut Creek, Calif. (Clayton Valley)
4	Travis Buck	OF/3B	L/R	6-2	205	Jr./2V	Richland, Wash. (Richland)
5	Joey Hooft	3B	R/R	5-10	175	Sr./TR	Reno, Nev. (Galena HS/Univ. of Miami)
6	Seth Dhaenens	UTL	L/R	6-1	180	So./1V*	Chandler, Ariz. (Mountain Pointe)
7	Vinny Biancamano	INF	R/R	6-0	180	Fr./HS	Glendale, Ariz. (Cactus)
9	Colin Curtis	OF	L/L	6-1	195	So./1V	Issaquah, Wash. (Issaquah)
11	Jeff Larish	1B/OF	L/R	6-2	210	Sr./3V	Tempe, Ariz. (McClintock)
12	Andrew Romine	SS	B/R	6-2	170	Fr./HS	Lake Forest, Calif. (Trabuco Hills)
13	Austin Stockfisch	C	B/R	6-1	165	Fr./HS	Scottsdale, Ariz. (Desert Mountain)
14	Rocky Laguna	OF	L/R	6-0	170	Fr./RS*	Yuma, Ariz. (Kofa)
15	Joe Persichina	2B	L/R	6-0	190	So./1V	Rolling Hills Estates, Calif. (Peninsula)
16	Greg Bordes	UTL	R/R	5-9	150	Fr./HS	Mesa, Ariz. (Dobson)
17	Seth Garrison	RHP	B/R	6-3	185	Fr./HS	Coppell, Texas (Coppell)
18	Willy Fox	1B	R/R	5-11	190	Fr./HS	Scottsdale, Ariz. (Desert Mountain)
19	Joel Bocchi^	C	R/R	5-11	200	Sr./3V	Phoenix, Ariz. (Desert Vista)
25	Eric Williams	OF	B/L	5-10	170	Fr./RS*	Carmel, NY (Trinity-Pawling)
28	Eric Sogard	3B	L/R	5-9	170	Fr./HS	Phoenix, Ariz. (Thunderbird)
30	Drew Bowman	LHP	B/L	6-3	180	Fr./HS	Morrison, Colo. (Dakota Ridge)
31	Kevin Dryanski	RHP	R/R	6-1	225	Jr./TR	Phoenix, Ariz. (Mountain Pointe/Hutchinson CC)
34	Jason Urquidez	RHP	R/R	6-2	170	Sr./1V	Simi Valley, Calif. (Royal/Central Arizona)
36	DJ Butler	OF	L/R	6-0	195	Fr./HS	Benicia, Calif. (Benicia)
37	Zechry Zinicola	RHP/1B	R/R	6-1	210	So./1V	San Bernadino, Calif. (Arlington)
39	Tuffy Gosewisch	C	R/R	6-0	185	Sr./3V	Scottsdale, Ariz. (Horizon)
40	Pat Bresnehan	RHP	R/R	6-1	200	So./1V	Sherborn, Mass. (Dover Sherborn)
41	Josh Satow	LHP	L/L	5-9	160	Fr./HS	Scottsdale, Ariz. (Desert Mountain)
45	Erik Averill	LHP	L/L	6-2	195	Jr./2V	Orange, Calif. (Villa Park)
47	Ty Marotz	RHP	R/R	6-2	200	Sr./1V*	Crystal Lake, Ill. (Crystal Lake Central/Mesa CC)
49	Brett Bordes	LHP	L/L	5-10	165	Jr./2V	Mesa, Ariz. (Dobson)
50	Tony Barnette	RHP	R/R	6-2	175	Jr./TR	Federal Way, Wash. (Thomas Jefferson/CAC)

\* - Has utilized redshirt year

^ - Scheduled to redshirt in 2005

**Head Coach:** 42 - Pat Murphy (11th year)

**Assistant Coaches:**

62 - Jay J. Sferra (10th year) - Outfielders/Recruiting/Team Offense

10 - Tim Esmay (1st year/5th year overall at ASU) - Infielders/Team Defense

35 - Jack Krawczyk (1st year) - Pitching/Camp Director/Summer Placement

**Director of Baseball Operations:** Graham Rossini (6th year)

**Operations, Video and Equipment Assistant:** Steve Kirkman (7th year)

**Manager:** Jeff Mousser (1st year)

**Manager:** Carlos Arguello (2nd year)

**Office Assistant:** Sammie Nakama (3rd year)

**Sports Medicine/Rehabilitation:** Kenny McCarty (8th year)

**Media Relations:** Jeff Evans (5th year)



# Roster

## TV/RADIO



2 J.J. Sfera, OF



3 Jeff Landry, INF



4 Travis Buck, OF/3B



5 Joey Hooft, INF




6 Seth Dhaenens, INF



7 Vinny Biancamano, INF



9 Colin Curtis, OF




11 Jeff Larish, 1B/OF



12 Andrew Romine, SS



13 Austin Stockfisch, C



14 Rocky Laguna, OF



15 Joe Persichina, INF



16 Greg Bordes, INF



17 Seth Garrison, RHP



18 Willy Fox, DH



19 Joel Bocchi, C



21 Quentin Andes, RHP




25 Eric Williams, OF




28 Eric Sogard, 3B



30 Drew Bowman, LHP



31 Kevin Dryanski, RHP




34 Jason Urquidez, RHP



36 DJ Butler, OF



37 Zechry Zincola, RHP/1B



39 Tuffy Gosewisch, C



40 Pat Bresnehan, RHP



41 Josh Satow, LHP



45 Erik Averill, LHP



47 Ty Marotz, RHP



49 Brett Bordes, LHP



50 Tony Barnette, RHP



## Coaches



Pat Murphy,  
Head Coach



Jay J. Sfera, Ast. Coach  
Outfielders/Recruiting



Tim Esmay, Ast. Coach  
Infielders



Jack Krawczyk Ast. Coach  
Pitching Coach

# 2005 College Baseball Rankings (5/30)

## Sports Weekly/ESPN

Rank	School .....	2005 Record
1.	Tulane .....	50-9
2.	Oregon State .....	41-9
3.	Cal State Fullerton .....	41-15
4.	Nebraska .....	51-13
5.	Texas .....	45-14
6.	Georgia Tech .....	42-16
7.	Rice .....	41-17
8.	Florida .....	40-20
9.	Arizona .....	37-19
10.	Baylor .....	39-21
11.	Mississippi .....	44-18
12.	LSU .....	38-20
13.	Miami (Fla.) .....	38-17-1
14.	Florida State .....	50-18
15.	North Carolina .....	40-17-1
16.	Long Beach State .....	36-20
17.	Tennessee .....	41-19
18.	USC .....	37-19
19.	Clemson .....	39-21
20.	UL Lafayette .....	47-17
21.	Mississippi State .....	40-20
22.	College of Charleston .....	47-13
23.	South Carolina .....	38-21
24.	Arizona State .....	34-22
25.	NC State .....	40-17

## Baseball America

Rank	School .....	2005 Record
1.	Tulane .....	50-9
2.	Oregon State .....	41-9
3.	Nebraska .....	51-13
4.	Cal State Fullerton .....	41-15
5.	Georgia Tech .....	42-16
6.	Texas .....	45-14
7.	Arizona .....	37-19
8.	Baylor .....	39-21
9.	Mississippi .....	44-18
10.	Tennessee .....	41-19
11.	Florida .....	40-20
12.	Long Beach State .....	36-20
13.	LSU .....	38-20
14.	Rice .....	41-17
15.	Clemson .....	39-21
16.	Missouri .....	39-21
17.	Miami (Fla.) .....	38-17
18.	Alabama .....	38-21
19.	Mississippi State .....	41-20
20.	Florida State .....	50-18
21.	USC .....	37-19
22.	North Carolina State .....	40-17
23.	Arizona State .....	34-22
24.	Texas Christian .....	40-18
25.	Coastal Carolina .....	48-14

## Collegiate Baseball

Rank	School .....	2005 Record
1.	Tulane .....	50-9
2.	Cal State Fullerton .....	41-15
3.	Oregon State .....	41-9
4.	Nebraska .....	51-13
5.	Georgia Tech .....	42-16
6.	Baylor .....	39-21
7.	Texas .....	45-14
8.	Florida .....	40-20
9.	Arizona .....	37-19
10.	Tennessee .....	41-19
11.	Mississippi .....	44-18
12.	Clemson .....	39-21
13.	Miami (Fla.) .....	38-17-1
14.	Florida State .....	50-18
15.	Long Beach State .....	36-20
16.	Louisiana State .....	38-20
17.	Rice .....	41-17
18.	Alabama .....	38-21
19.	USC .....	37-19
20.	Arizona State .....	34-22
21.	North Carolina .....	40-17-1
22.	College of Charleston .....	47-13
23.	UL Lafayette .....	47-17
24.	Coastal Carolina .....	48-14
25.	South Carolina .....	38-21

## NCBWA

Rank	School .....	2005 Record
1.	Tulane .....	50-9
2.	Oregon State .....	41-9
3.	Cal State Fullerton .....	41-15
4.	Nebraska .....	51-13
5.	Texas .....	45-14
6.	Florida .....	40-20
7.	Georgia Tech .....	42-16
8.	Arizona .....	37-19
9.	Baylor .....	39-21
10.	Florida State .....	50-18
11.	Miami (Fla.) .....	38-15
12.	LSU .....	38-20
13.	UL Lafayette .....	47-17
14.	Long Beach State .....	36-20
15.	Rice .....	41-17
16.	Alabama .....	38-21
17.	NC State .....	40-17
18.	North Carolina .....	40-17
19.	Tennessee .....	41-19
20.	College of Charleston .....	47-13
21.	Mississippi .....	44-18
22.	Missouri .....	39-21
23.	Arizona State .....	34-22
24.	Coastal Carolina .....	48-14
25.	TCU .....	40-18



# Sun Devil Baseball 2005

## Arizona State Baseball in Postseason Play

### Postseason Summary

NCAA Appearances .....	28
All-Time NCAA Record .....	129-55
Regional Appearances .....	21
Regional Titles .....	13
Record in Regionals .....	61-22
Record in Super Regionals .....	1-2
District 7 Appearances .....	6
District 7 Titles .....	6
Record in District 7 .....	12-1
CWS Appearances .....	18
CWS Titles .....	5
CWS Runners-up .....	5
CWS Third-Place Finishes .....	4
Record at CWS .....	55-30 (.647)

### 2004

#### Regional, at Fullerton, Calif.

Pepperdine 15, ASU 5  
ASU 6, Minnesota 4  
CS Fullerton 5, ASU 0

### 2003

#### Regional, at Tempe, Ariz.

ASU 14, Central Conn. State 2  
ASU 15, New Mexico State 0  
ASU 16, UNLV 1

#### Super Regional, at Fullerton, Calif.

CS Fullerton 5, ASU 1  
ASU 7, CS Fullerton 6  
CS Fullerton 7, ASU 1

### 2002

#### Regional, at Mesa, Ariz.

ASU 6, San Diego 3  
Houston 8, ASU 4  
ASU 11, San Diego 1  
Houston 8, ASU 3

### 2001

#### Regional, at Fullerton, Calif.

ASU 11, Texas Tech 3  
CS Fullerton 13, ASU 3  
Texas Tech 9, ASU 8

### 2000

#### Regional, at Tempe, Ariz.

ASU 15, Miami (Ohio) 7  
ASU 3, Texas 1  
Texas 6, ASU 4  
Texas 9, ASU 7

### 1998

#### Regional, at Wichita, Kansas

ASU 8, Arkansas 4  
Oklahoma St. 13, ASU 8  
ASU 6, Wichita St. 4  
ASU 13, Oklahoma St. 5  
ASU 3, Georgia Tech 1

### 1998 College World Series

May 29 - ASU 11, Florida St. 10  
May 31 - ASU 9, Miami 2  
June 3 - ASU 14, Long Beach St. 4  
June 6 - USC 21, ASU 14 -- 2nd place

### 1997

#### Regional, at Coral Gables, Fla.

ASU 10, Florida International 2  
ASU 3, Florida 2  
ASU 10, Miami 3  
Miami 7, ASU 6  
Miami 6, ASU 5

### 1994

#### Regional, at Knoxville, Tenn.

ASU 8, Western Carolina 6  
ASU 7, Wright State 4  
ASU 10, Tennessee 5  
ASU 5, Tennessee 4 (10)

### 1994 College World Series

June 4th - ASU 4, Miami 0  
June 6th - Oklahoma 6, ASU 3 (11)  
June 7th - ASU 9, Miami 5  
June 9th - Oklahoma 6, ASU 1 -- t-3rd

### 1993

#### Regional, at Tempe, Ariz.

ASU 13, George Mason 4  
ASU 6, Minnesota 5  
ASU 9, CS Northridge 0  
ASU 12, St. John's 2

### 1993 College World Series

June 5th - Wichita St. 4, ASU 3 (11)  
June 7th - Oklahoma St. 6, ASU 5

### 1992

#### Regional, at Wichita, Kan.

CS Northridge 5, ASU 1  
Wichita State 3, ASU 1

### 1990

#### Regional, at Tempe, Ariz.

ASU 12, Pennsylvania 1  
ASU 11, Loyola Marymount 9  
Oklahoma State 17, ASU 9  
ASU 8, Washington St. 6 (10)  
Oklahoma State 10, ASU 5

### 1989

#### Regional, at Waterbury, Conn.

ASU 5, George Washington 0  
ASU 15, Pennsylvania 4  
LeMoyné 4, ASU 2  
Arkansas 1, ASU 0

### 1988

#### Regional, at Tempe, Ariz.

Evansville 1, ASU 0  
ASU 13, Oklahoma 6  
ASU 27, UNLV 8  
ASU 11, Pepperdine 4  
ASU 10, Pepperdine 5

### 1988 College World Series

June 3rd - ASU 4, California 2  
June 5th - Wichita St. 7, ASU 4  
June 7th - ASU 10, Florida 1  
June 8th - ASU 4, Wichita St. 3 (10)  
June 10th - ASU 19, Wichita St. 1  
June 11th - Stanford 9, ASU 4 -- 2nd

### 1987

#### Regional, at Tempe, Ariz.

ASU 9, SW Missouri 5  
ASU 9, UCLA 3  
ASU 4, Pepperdine 2  
ASU 14, UCLA 4

### 1987 College World Series

May 29th - Oklahoma St. 8, ASU 3  
May 31st - Florida St. 3, ASU 0

### 1984

#### Regional, at Tempe, Ariz.

ASU 8, Washington State 4  
ASU 15, Hawaii 11  
ASU 5, Stanford 4

### 1984 College World Series

June 2nd - ASU 9, Miami 6  
June 5th - ASU 23, Oklahoma St. 12  
June 7th - Texas 8, ASU 4  
June 8th - CS-Fullerton 6, ASU 1

### 1983

#### Regional, at Tempe, Ariz.

ASU 19, Brigham Young 11  
ASU 8, CS-Fullerton 0  
ASU 7, Fresno St. 2

### 1983 College World Series

June 4th - Alabama 6, ASU 5 (11)  
June 5th - ASU 7, Maine 0  
June 8th - ASU 6, Oklahoma St. 5  
June 10th - Alabama 6, ASU 0 -- t-3rd

### 1982

#### Regional, at Tempe, Ariz.

ASU 6, San Diego State 1  
Cal St.-Fullerton 10, ASU 9  
ASU 9, Houston 5  
Cal St.-Fullerton 8, ASU 7

### 1981

#### Regional, at Tempe, Ariz.

ASU 9, Gonzaga 6  
ASU 18, Cal St.-Fullerton 9  
ASU 12, Cal St.-Fullerton 7

### 1981 College World Series

May 30th - ASU 11, Texas 2  
June 2nd - ASU 4, Mississippi St. 3  
June 5th - Oklahoma St. 11, ASU 10  
June 6th - ASU 10, S. Carolina 7  
June 7th - ASU 12, Texas 3  
June 8th - ASU 7, Oklahoma St. 4  
\*\*Title #5\*\*

### 1978

#### Regional, at Tempe, Ariz.

UNLV 17, ASU 10  
ASU 14, Washington State 8  
ASU 30, UNLV 5  
ASU 17, Gonzaga 1  
ASU 11, Gonzaga 4

### 1978 College World Series

June 3rd - ASU 13, St. John's 2  
June 4th - ASU 7, Oral Roberts 6  
June 6th - USC 5, ASU 2  
June 7th - ASU 13, Miami 3  
June 8th - USC 10, ASU 3  
\*\*2nd place\*\*

### 1977

#### Regional, at Tempe, Ariz.

ASU 6, Cal State-Fullerton 2  
ASU 11, Washington St. 7  
ASU 3, Washington St. 2

### 1977 College World Series

June 10th - ASU 10, Clemson 7  
June 13th - S. Illinois 3, ASU 2  
June 14th - ASU 8, Minnesota 4  
June 16th - ASU 6, S. Carolina 2  
June 17th - ASU 10, S. Illinois 0  
June 18th - ASU 2, S. Carolina 1  
\*\*Title #4\*\*

### 1976

#### Regional, at Tempe, Ariz.

ASU 13, Gonzaga 2  
ASU 11, Memphis St. 4  
ASU 12, Minnesota 5

### 1976 College World Series

June 12th - ASU 7, Arizona 6  
June 13th - E. Michigan 2, ASU 1  
June 15th - ASU 9, Wash. St. 3  
June 16th - ASU 7, Maine 0  
June 18th - Arizona 5, ASU 1 -- 3rd

### 1975

#### Regional, at Tempe, Ariz.

ASU 18, Washington St. 2  
ASU 20, Puget Sound 3  
Washington St. 8, ASU 7  
ASU 5, Washington State 1

### 1975 College World Series

June 6th - ASU 5, CS-Fullerton 3  
June 8th - ASU 5, Texas 2  
June 11th - S. Carolina 6, ASU 3  
June 12th - ASU 1, Oklahoma 0  
June 13th - S. Carolina 4, ASU 1 -- 3rd

### 1973

#### District 7, at Mesa, Ariz.

ASU 14, Denver 1  
ASU 14, Denver 0

### 1973 College World Series

June 8th - ASU 3, Penn State 1  
June 10th - ASU 3, Minnesota 0  
June 11th - USC 3, ASU 1  
June 12th - ASU 6, Texas 5  
June 13th - USC 4, ASU 3  
\*\*2nd place\*\*

### 1972

#### District 7, at Mesa, Ariz.

ASU 8, Weber St. 1  
ASU 5, Weber St. 0

### 1972 College World Series

June 10th - ASU 2, Iowa 1  
June 11th - ASU 1, Oklahoma 0  
June 12th - ASU 3, USC 0  
June 14th - ASU 1, Temple 0  
June 15th - USC 3, ASU 1  
June 16th - USC 1, ASU 0  
\*\*2nd place\*\*

### 1969

#### District 7, at Mesa, Ariz.

ASU 7, Idaho 1  
ASU 3, Idaho 2

### 1969 College World Series

June 13th - Texas 4, ASU 0  
June 14th - ASU 2, UCLA 1  
June 17th - ASU 4, Massachusetts 2  
June 18th - ASU 11, Tulsa 3  
June 19th - ASU 4, NYU 1  
June 20th - ASU 10, Tulsa 1  
\*\*Title #3\*\*

### 1967

#### District 7, at Phoenix, Ariz.

ASU 11, Air Force 0  
Air Force 5, ASU 2  
ASU 6, Air Force 0

### 1967 College World Series

June 12th - ASU 7, Oklahoma St. 2  
June 13th - ASU 8, Boston College 1  
June 14th - ASU 5, Stanford 3  
June 16th - Houston 3, ASU 0  
June 17th - ASU 4, Stanford 3  
June 18th - ASU 11, Houston 2  
\*\*Title #2\*\*

### 1965

#### District 7, at Phoenix, Ariz.

ASU 7, Colorado St. 2  
ASU 12, Colorado St. 3

### 1965 College World Series

June 7th - ASU 14, Lafayette 1  
June 8th - ASU 13, St. Louis 3  
June 9th - ASU 9, Ohio St. 4  
June 10th - ASU 6, St. Louis 2  
June 11th - Ohio St. 7, ASU 3  
June 12th - ASU 2, Ohio St. 1  
\*\*Title #1\*\*

### 1964

#### District 7, at Colorado Springs, Colo.

ASU 6, Air Force 1  
ASU 7, Air Force 6

### 1964 College World Series

June 9th - Missouri 7, ASU 0  
June 12th - ASU 5, Mississippi 0  
June 13th - Maine 4, ASU 2



# Sun Devil Baseball 2005

## 2005 Updated Season Statistics/Results

Record: 34-22 Home: 22-7 Away: 6-14 Neutral: 6-1 Pac-10: 15-9

Date	Opposing team	Score	Player	AVG	GP-GS	AB	R	H	2B	3B	HR	RBI	BB	HBP	SO	SB-ATT
1/28	#14 Long Beach State	3-7 L	4 Travis Buck.....	.388	56-56	242	67	94	22	3	4	38	25	5	32	23-31
1/29	#14 Long Beach State	W 8-6	6 Seth Dhaenens....	.345	43-28	119	24	41	4	0	2	28	17	3	28	8-10
1/30	#14 Long Beach State	1-11 L	9 Colin Curtis.....	.332	56-56	220	44	73	12	1	1	39	36	4	31	17-23
#2/4	New Mexico State	W 12-0	18 Willy Fox.....	.318	37-17	88	23	28	4	1	4	24	10	5	25	7-9
#2/5	Gonzaga	W 10-8	39 Tuffy Gosewisch..	.313	56-56	208	40	65	11	2	6	57	25	13	32	5-8
#2/6	Oregon State	6-12 L	2 J.J. Sferra.....	.310	49-45	155	31	48	4	1	0	17	13	3	20	6-13
#2/7	New Mexico State	W 11-10	11 Jeff Larish.....	.308	56-56	211	52	65	15	1	17	56	49	3	53	10-13
\$2/12	vs South Alabama	W 7-2	12 Andrew Romine....	.304	50-48	158	31	48	5	2	0	22	11	1	20	14-16
\$2/12	vs Oklahoma	W 7-5	14 Rocky Laguna.....	.301	47-28	113	23	34	10	2	1	26	19	6	30	10-11
\$2/13	vs Gonzaga	0-2 L	5 Joey Hooft.....	.294	44-40	153	25	45	7	1	1	26	12	4	20	10-16
2/15	at #9 Arizona	6-7 L	37 Zechry Zinicola..	.278	32-21	97	13	27	4	0	2	12	6	1	19	0-1
2/18	at #1 Tulane	2-8 L	15 Joe Persichina...	.210	49-27	105	17	22	4	2	1	13	13	2	20	4-4
2/19	at #1 Tulane	2-7 L	-----	-----	-----	-----	-----	-----	-----	-----	-----	-----	-----	-----	-----	-----
2/20	at #1 Tulane	3-9 L	13 Austin Stockfisch	.563	17-0	16	4	9	0	0	0	4	1	1	2	0-0
2/23	at #7 Arizona	5-11 L	25 Eric Williams....	.500	7-0	2	1	1	0	0	0	1	1	0	1	0-0
2/25	#8 Baylor	W 5-3	7 Vinny Biancamano.	.233	27-11	43	8	10	2	0	0	3	5	1	12	0-1
2/26	#8 Baylor	W 12-4	16 Greg Bordes.....	.200	12-2	5	1	1	1	0	0	0	1	0	1	0-1
2/27	#8 Baylor	7-8 L	36 DJ Butler.....	.167	17-3	18	1	3	0	0	0	1	2	1	10	1-1
&3/4	vs #4 North Carolina	W 4-3	28 Eric Sogard.....	.150	17-2	20	4	3	0	0	0	2	4	0	4	0-0
&3/5	at East Carolina	W 10-3	3 Jeff Landry.....	.143	16-4	14	2	2	0	0	0	0	3	0	5	1-1
&3/6	vs Ohio State	W 3-0	49 Brett Bordes.....	.000	3-0	1	0	0	0	0	0	0	0	0	1	0-0
3/11	at #5 LSU	5-6 L	30 Drew Bowman.....	.000	1-1	0	0	0	0	0	0	0	0	0	0	0-0
^3/12	vs Western Illinois	W 19-1	41 Josh Satow.....	.000	2-2	0	0	0	0	0	0	0	0	0	0	0-0
^3/13	vs Western Illinois	W 30-13	34 Jason Urquidez...	.000	2-2	0	0	0	0	0	0	0	0	0	0	0-0
3/13	at #5 LSU	3-20 L	45 Erik Averill.....	.000	1-1	0	0	0	0	0	0	0	0	0	0	0-0
3/18	Oklahoma	W 5-4	Totals.....	.311	56-56	1988	411	619	105	16	39	369	253	53	366	116-159
3/19	Oklahoma	W 5-1	Opponents.....	.282	56-56	1965	320	554	108	15	42	298	193	51	415	40-74
3/20	Oklahoma	W 6-5	LOB - Team (472), Opp (440). DPs turned - Team (52), Opp (41). CI - Team (0), Opp (2). IBB - Team (17), Larish 11, Curtis 2, Buck 1, Zinicola 1, Gosewisch 1, Fox 1, Opp (13). Picked off - Buck 2, Romine 1, Hooft 1.													
*3/24	at #21 USC	8-9 L	Player	ERA	W-L	APP	GS	CG	SHO/CBO	SV	IP	H	R	ER	BB	SO
3/25	at #21 USC	W 17-1	45 Erik Averill.....	3.84	8-4	20	16	3	1/0	0	96.0	105	50	41	23	77
*3/26	at #21 USC	W 2-1	49 Brett Bordes.....	3.86	5-5	30	4	0	0/1	2	63.0	56	33	27	21	40
4/1	Wright State	W 13-1	34 Jason Urquidez...	4.21	8-4	23	12	0	0/0	2	94.0	92	54	44	43	75
4/2	Wright State	W 11-3	40 Pat Bresnehan....	5.57	3-4	24	11	1	0/1	1	76.0	89	52	47	28	70
4/3	Wright State	W 14-1	37 Zechry Zinicola..	5.80	3-3	22	7	0	0/0	4	54.1	51	42	35	33	46
*4/9	at California	W 11-7	50 Tony Barnette....	7.24	4-1	27	4	0	0/0	2	46.0	67	43	37	19	51
*4/9	at California	3-7 L	-----	-----	-----	-----	-----	-----	-----	-----	-----	-----	-----	-----	-----	-----
*4/10	at California	3-4 L	21 Quentin Andes....	0.00	0-0	3	0	0	0/0	0	2.0	2	0	0	2	1
*4/15	#14 Stanford	W 9-2	47 Ty Marotz.....	3.81	2-1	15	1	0	0/0	0	26.0	31	12	11	5	25
*4/16	#14 Stanford	W 6-5	31 Kevin Dryanski...	4.67	0-0	11	0	0	0/0	0	17.1	24	11	9	4	8
*4/17	#14 Stanford	W 10-9	17 Seth Garrison....	5.50	0-0	13	1	0	0/0	1	18.0	24	14	11	10	21
*4/22	UCLA	W 12-5	41 Josh Satow.....	6.75	1-0	4	0	0	0/0	0	8.0	13	9	6	5	1
*4/23	UCLA	W 16-2	Totals.....	4.76	34-22	56	56	4	2/1	12	500.2	554	320	265	193	415
*4/24	UCLA	W 10-8	Opponents.....	6.32	22-34	56	56	1	1/1	12	488.1	619	411	343	253	366
*4/29	at #6 Oregon State	5-6 L	PB - Team (1), Gosewisch 1, Opp (7). Pickoffs - Team (8), Zinicola 3, Urquidez 2, Bresnehan 1, Averill 1, Gosewisch 1, Opp (4). SBA/ATT - Gosewisch (37-62), Bresnehan (16-21), Averill (5-12), Urquidez (3-11), Bordes, B. (4-9), Barnette (4-6), Marotz (2-5), Zinicola (3-5), Garrison (2-3), Stockfisch (2-2), Dryanski (1-2).													
*4/30	at #6 Oregon State	W 3-1	Score by innings	1	2	3	4	5	6	7	8	9	EX	Total		
*5/1	at #6 Oregon State	1-5 L	Arizona State	--	--	--	--	--	--	--	--	--	--	411		
5/4	Utah Valley State	6-9 L	Opponents	44	53	40	54	46	51	52	40	26	5	320		
*5/14	#7 Arizona	W 6-2		25	17	39	58	49	40	21	31	35	5			
*5/15	#7 Arizona	7-16 L														
*5/16	#8 Arizona	1-18 L														
*5/20	at Washington	4-6 L														
*5/21	at Washington	3-5 L														
*5/22	at Washington	W 2-1														
*5/27	Washington State	W 8-2														
*5/28	Washington State	W 16-6														
*5/29	Washington State	W 7-2														

\* = Pac-10 game

# = Bob Schaefer Memorial Tournament

\$ = Coca-Cola Classic (Surprise, Ariz.)

& = Keith LeClair Classic (Greenville, N.C.)

^ = Played in Baton Rouge, La.

Win-loss breakdowns: Day 16-14; Night 18-8; vs Left 13-10; vs Right 21-12;  
 1-Run games 8-6; 2-Run games 6-3; 5+Run games 16-9; Extra inns 2-2; Shutouts 2-1.  
 Current streak: Won 4; Longest winning streak: 6; Longest losing streak: 6.  
 Attendance: Home 78789 (avg 2716); Away 58687 (avg 2173); Total 137476 (avg 2454).





# 2005 Sun Devil Baseball

ASU Media Relations  
(P) 480-965-6594  
(F) 480-965-5408  
Baseball SID Contact: Jeff Evans  
E-Mail: Jeff.Evans@asu.edu  
Website: www.TheSunDevils.com

2005 Record: 34-22, 15-9 Pac-10  
2005 Home Record: 22-7  
2005 Road/Neutral Record: 12-15  
2005 vs. Ranked Opponents: 11-15  
ASU All-Time Record: 2,392-1,176-6  
Head Coach: Pat Murphy (808-389-4)

**\*\* Five-Time NCAA National Champions (1965, 1967, 1969, 1977, 1981) \*\***

## 2005 Schedule and Results

(34-22, 15-9 Pac-10)

DATE	OPPONENT	RESULT/TIME
1/28	Long Beach State (#14)	L, 3-7
1/29	Long Beach State (#14)	W, 8-6
1/30	Long Beach State (#14)	L, 1-11
2/4	New Mexico State#	W, 12-0
2/5	Gonzaga#	W, 10-8
2/6	Oregon State#	L, 6-12
2/7	New Mexico State#	W, 11-10
2/11	South Alabama^	W, 7-2
2/12	Oklahoma^	W, 7-5
2/13	Gonzaga^	L, 0-2
2/15	at Arizona (#9)	L, 6-7 (14)
2/18	at Tulane (#1)	L, 2-8
2/19	at Tulane (#1)	L, 2-7
2/20	at Tulane (#1)	L, 3-9
2/23	at Arizona (#7)	L, 5-11
2/25	Baylor (#8)	W, 5-3
2/26	Baylor (#8)	W, 12-4
2/27	Baylor (#8)	L, 7-8 (10)
3/4	vs. North Carolina\$ (#4)	W, 4-3 (11)
3/5	at East Carolina\$	W, 10-3
3/6	vs. Ohio State\$	W, 3-0
3/11	at LSU (#5)	L, 5-6
3/12	vs. Western Illinois	W, 19-1
3/13	vs. Western Illinois	W, 30-13
3/13	at LSU (#5)	L, 3-20
3/18	Oklahoma	W, 5-4
3/19	Oklahoma	W, 5-1
3/20	Oklahoma	W, 6-5
3/24	at USC* (#21)	L, 8-9
3/25	at USC* (#21)	W, 17-1
3/26	at USC* (#21)	W, 2-1 (10)
4/1	Wright State	W, 13-1
4/2	Wright State	W, 11-3
4/3	Wright State	W, 14-1
4/9	at California*	W, 11-7
4/9	at California*	L, 3-7
4/10	at California*	L, 3-4
4/15	Stanford* (#14)	W, 9-2
4/16	Stanford* (#14)	W, 6-5
4/17	Stanford* (#14)	W, 10-9
4/22	UCLA*	W, 12-5
4/23	UCLA*	W, 16-2
4/24	UCLA*	W, 10-8
4/29	at Oregon State* (#6)	L, 5-6
4/30	at Oregon State* (#6)	W, 3-1
5/1	at Oregon State* (#6)	L, 1-5
5/4	Utah Valley State	L, 6-9
5/14	Arizona* (#7)	W, 6-2
5/15	Arizona* (#7)	L, 7-16
5/16	Arizona* (#8)	L, 1-18
5/20	at Washington*	L, 4-6
5/21	at Washington*	L, 3-5
5/22	at Washington*	W, 2-1
5/27	Washington State*	W, 8-2
5/28	Washington State*	W, 16-6
5/29	Washington State*	W, 7-2
6/3	East Carolina	7 p.m.

\* Pac-10 Game, # Bob Schaefer Memorial Tournament  
^ Coca-Cola Classic (Surprise, Ariz.)  
\$ Keith LeClair Invitational

## 2005 NCAA Baseball Regional Media Guide

#1 Coastal Carolina • #2 Arizona State • #3 East Carolina • #4 UNLV



### Arizona State Sun Devils (34-22, 15-9 Pac-10)

#20 Collegiate Baseball; #22 Baseball America; #23 NCBWA; #24 SportsWeekly/ESPN

Tempe, Ariz. • Winkles Field at Packard Stadium (3,879) • June 3-6, 2005



### PROJECTED STARTING PITCHERS

**June 3 vs. East Carolina, 7 p.m.**

ECU - Ricky Brooks, RHP (5-5, 3.75 ERA)  
ASU - Jason Urquidez, RHP (8-4, 4.21 ERA)

### ASU IN NCAA TOURNAMENT

All-Time Record in NCAA: ..... 129-55  
Last Year in NCAA: ..... 1-2 (Fullerton Regional)  
CWS Appearances (last): ..... 18 (1998)  
CWS Titles (last): ..... 5 (1981)

### ASU VS. NCAA REGIONAL FIELD

All-Time vs. Tempe Regional Field: ..... 58-13-1  
vs. Coastal Carolina (48-14) ..... First Meeting  
vs. East Carolina (35-24) ..... 4-0  
vs. UNLV (34-27) ..... 54-13-1  
vs. 64-Team NCAA Field in 2005: ..... 18-16 (13 teams)

### NATIONAL RANKINGS

The Sun Devils are ranked No. 20 by Collegiate Baseball, No. 22 by Baseball America, No. 23 by NCBWA and No. 24 by SportsWeekly/ESPN. ASU has appeared in the national rankings in 109 of the last 115 weeks dating back to the start of the 2000 season. No. 1 seed Coastal Carolina is ranked No. 24 by Collegiate Baseball.

### MEDIA EXPOSURE

All of ASU's games in the NCAA Tournament will be broadcast locally in the Phoenix area on KDUS 1060 AM. Tim Healey and Bob Eger will call all the action from the Packard Stadium Press Box. The games will also be available on the internet at www.TheSunDevils.com. Game recaps, notes, stats and quotes can be found on ASU's website at the conclusion of each regional game.

### FUN FACTS

After starting the season 6-9, ASU turned its season around by going 28-13 over the final 41 games... ASU has advanced to the NCAA Tournament for the sixth straight and eighth in the last nine seasons... The Devils played 34 of their 56 regular season games against teams that are part of the 64-team NCAA Tournament... ASU also played 31 of 56 games against teams that have been ranked at some point this season... Jr. OF/3B Travis Buck has recorded a hit in 19 of the last 20 games and leads the team batting .388... Sr. OF/1B Jeff Larish hit a Pac-10 leading 17 home runs and recently tied former Sun Devil Barry Bonds for third place in the ASU record books with his 45th career HR.

### What's On Tap:

The Arizona State Sun Devils (34-22, 15-9 Pac-10) make their 29th all-time appearance in the NCAA Tournament this weekend. The Sun Devils were awarded a No. 2 seed and will host the four-team, double-elimination tournament at Packard Stadium this weekend, June 3-6. ASU will open tournament play with No. 3 East Carolina at 7 p.m. No. 1 Coastal Carolina will face No. 4 UNLV in the afternoon game at 2 p.m. The winner of the Tempe/ASU Regional will move on to play the winner of the Cal State Fullerton Regional in a best-of-three Super Regional to decide who advances to the College World Series in Omaha, Neb.

### Quick Hits:

- The Sun Devils head into the postseason having won four straight games, including a sweep of Washington State.
- ASU has played over half of its schedule (31 of 56) against teams that have been ranked at some point this season.
- Travis Buck leads ASU hitting .388 and needs only six hits to become the 21st Sun Devil to join the 100-hit club.
- The Sun Devils played 34 of their 56 games this season against teams that advanced to the NCAA Tournament.
- Jeff Larish leads the Pac-10 with 17 home runs and is tied with Barry Bonds for third with 45 career home runs.
- Travis Buck has recorded a hit in 19 of the last 20 games and 47 of 56 this season. He also had 31 multi-hit games.
- ASU set a school record with 35 hits in the 30-13 win over Western Illinois (3/13). Travis Buck went 6-for-8.
- 18 of ASU's 22 losses this season have come against teams that have appeared in the national rankings.
- The Sun Devils led the Pac-10 with 116 stolen bases, the most by an ASU squad since 130 in 1999.
- In addition to facing a tough schedule this season, ASU also faced 12 preseason All-American pitchers.
- ASU's series vs. Washington State marked the latest regular season home series in school history.
- The Sun Devils played nearly as many road games (27) as home games (29) in 2005.
- 16 Sun Devils, including 10 true freshman, have made their debut in the Maroon and Gold this season.
- Senior Tuffy Gosewisch was named one of 10 semifinalists for the Johnny Bench Catcher of the Year Award.
- The Sun Devils were 22-7 in home games in 2005 and own an all-time 865-251-1 record at Packard Stadium.
- Head coach Pat Murphy has penciled in 45 different starting batting lineups, including eight leadoff hitters.
- ASU has scored 195 of its 411 runs (47%) with two outs. Tuffy Gosewisch leads the team with 24 two-out RBI.
- Shortstop Andrew Romine currently ranks fourth in the ASU freshman record books with 14 stolen bases.
- Travis Buck is hitting .436 (79-for-181) over the last 41 games to raise his average from .246 to .388 (142 points).
- ASU owns a 247-110-1 record for a .691 winning percentage this decade (2000-P).
- Over his last eight starts, Sr. RHP Jason Urquidez is 4-1 with a 3.03 ERA (16 ER, 47.1 IP).
- Tuffy Gosewisch has thrown out 7 of the last 10 base stealers and 25 of 62 (40%) on the season.
- ASU has played error-free defense 17 times this season, including 12 times in the last 24 games.



ARIZONA STATE UNIVERSITY

Collegiate Baseball

#20

Baseball America

#22

NCBWA

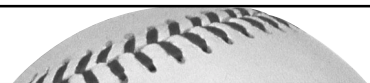
#23

SportsWeekly/ESPN

#24



# Sun Devil Baseball 2005



## 2005 National Polls

### Baseball America (5/30)

1.	Tulane	50-9
2.	Oregon State	41-9
3.	Nebraska	51-13
4.	Cal State Fullerton	41-15
5.	Georgia Tech	42-16
6.	Texas	45-14
7.	Arizona	37-19
8.	Baylor	39-21
9.	Mississippi	44-18
10.	Tennessee	41-19
11.	Florida	40-20
12.	Long Beach State	36-20
13.	LSU	38-20
14.	Rice	41-17
15.	Clemson	39-21
16.	Missouri	39-21
17.	Miami (Fla.)	38-17
18.	Alabama	38-21
19.	Mississippi State	41-20
20.	Florida State	50-18
21.	USC	37-19
22.	North Carolina State	40-17
23.	Arizona State	34-22
24.	Texas Christian	40-18
25.	Coastal Carolina	48-14

### Sports Weekly/ESPN (5/30)

1.	Tulane	50-9
2.	Oregon State	41-9
3.	Cal State Fullerton	41-15
4.	Nebraska	51-13
5.	Texas	45-14
6.	Georgia Tech	42-16
7.	Rice	41-17
8.	Florida	40-20
9.	Arizona	37-19
10.	Baylor	39-21
11.	Mississippi	44-18
12.	LSU	38-20
13.	Miami (Fla.)	38-17-1
14.	Florida State	50-18
15.	North Carolina	40-17-1
16.	Long Beach State	36-20
17.	Tennessee	41-19
18.	USC	37-19
19.	Clemson	39-21
20.	UL Lafayette	47-17
21.	Mississippi State	40-20
22.	College of Charleston	47-13
23.	South Carolina	38-21
24.	Arizona State	34-22
25.	NC State	40-17

### Collegiate Baseball (5/30)

1.	Tulane	50-9
2.	Cal State Fullerton	41-15
3.	Oregon State	41-9
4.	Nebraska	51-13
5.	Georgia Tech	42-16
6.	Baylor	39-21
7.	Texas	45-14
8.	Florida	40-20
9.	Arizona	37-19
10.	Tennessee	41-19
11.	Mississippi	44-18
12.	Clemson	39-21
13.	Miami (Fla.)	38-17-1
14.	Florida State	50-18
15.	Long Beach State	36-20
16.	Louisiana State	38-20
17.	Rice	41-17
18.	Alabama	38-21
19.	USC	37-19
20.	Arizona State	34-22
21.	North Carolina	40-17-1
22.	College of Charleston	47-13
23.	UL Lafayette	47-17
24.	Coastal Carolina	48-14
25.	South Carolina	38-21

### ASU in Postseason Play:

Arizona State will be making its 29th appearance in the NCAA Tournament this weekend, including a string of six straight and eight in the last nine years dating back to 1997. The Sun Devils have advanced to the postseason in eight of head coach Pat Murphy's 11 seasons in Tempe, including playing for the national championship in 1998. ASU has an all-time 129-55 record in the NCAA Tournament and has won five national championships to rank second among all NCAA schools (1965, 67, 69, 77, 81). ASU also leads the NCAA with five runner-up finishes and rank fifth with 18 trips to Omaha and the College World Series.

### Recapping Last Weekend:

The Sun Devils closed out the regular season in fashion last weekend sweeping a three-game conference series from Washington State by a combined score of 31-10. The sweep marked ASU's third at home in Pac-10 play this season. Led by hot-hitting third baseman Travis Buck, ASU hit .364 in the series against the Cougars and stole 13 bases. Buck was 6-for-9 (.667) with seven runs scored, three doubles and four stolen bases. Freshman shortstop Andrew Romine (5-for-10), freshman designated hitter Willy Fox (5-for-11) and sophomore outfielder Colin Curtis (5-for-11) each added five hits apiece in the series. The pitching staff continued its recent success, allowing only eight earned runs for a 2.67 ERA in the series. Senior RHP Jason Urquidez worked seven strong innings and allowed only two runs in the series-opening 8-2 victory to earn his 20th career victory.

### Pitching Prevails Gets Hot:

Over the last six games of the regular season against Washington and Washington State, the ASU pitching staff combined for an impressive 3.42 ERA. That includes a five-run ninth inning by UW on 5/21 that led to a heartbreaking 5-3 loss. Taking away that five-run frame, the pitching stats look even more impressive with only 15 earned runs allowed over the last 51.2 innings. Junior left-handed reliever Brett Bordes has pitched in five of the last six games and is 2-0 with a 1.12 ERA over his last eight innings.

### Gosewisch Guns Them Down:

Senior catcher Tuffy Gosewisch started all 56 games behind the plate during the regular season and hasn't shown any signs of wearing down. Gosewisch heads into the postseason having thrown out seven of the last 10 attempted base stealers. For the season, the Johnny Bench Catcher of the Year semifinalist (1 of 10) has thrown out 25 of 62 (40%) and has committed only two errors in 445 chances for a .996 FLD%. At the plate, Gosewisch is among the team leaders batting .313 (65-for-208) with six home runs and 57 RBI.

### Nail Biters:

The Sun Devils are 34-22 heading into the postseason, but several of the losses have been close games. ASU has endured nine losses by two or less runs, including six one-run losses this season. In addition, the Devils have been the victim of three walk-off losses. Overall, 18 of ASU's 22 losses have come against teams that have been ranked at some point this season. Of ASU's four losses to Washington and Oregon State, three were by two or less runs.

### Team Speed:

The Sun Devils head into the postseason with a Pac-10 leading 116 stolen bases (116-for-159). The 116 stolen bases are the most by a Sun Devil squad since 1999 (130). Junior Travis Buck is second in the Pac-10 with 23 stolen bases and sophomore Colin Curtis ranks fifth with 17. Redshirt freshman Rocky Laguna tied the ASU single-game record with four stolen bases against New Mexico State (2/7) and added three more against Wright State (4/1). A total of 13 different Sun Devils have recorded a stolen base, 11 players have two or more steals and six have recorded double-digits. Senior Jeff Larish recorded a straight steal of home vs. Stanford (4/17), marking the first steal of home since Colin Curtis swiped home plate in 2004 vs. Lamar. The Sun Devils also entered the record books with eight stolen bases against UCLA (4/24), tying for fourth in single-game history. ASU had only 56 total stolen bases in 59 games last season.

## 2005 ARIZONA STATE BASEBALL PROJECTED STARTING LINEUP

Arizona State Sun Devils (34-22 Overall, 15-9 Pac-10)

Batting Order	No.	Name (B/T)	Pos	Yr	BA-HR-RBI	Notes/Key Stats
1	11	Jeff Larish (L/R)	LF/1B	Sr.	.308-17-56	Leads Pac-10 with 17 HR. Has hit 45 career HR.
2	4	Travis Buck (L/R)	3B/RF	Jr.	.388-4-38	Leads team with 31 multi-hit games.
3	9	Colin Curtis (L/L)	LF	So.	.332-1-39	Hits in 44 of 56 games this season. 10-game hit streak.
4	18	Willy Fox (R/R)	DH	Fr.	.318-4-24	In 17 starts is hitting .381 (24x63) with 4 HR, 21 RBI.
5	39	Tuffy Gosewisch (R/R)	C	Sr.	.313-6-57	Started all 56 games behind the plate.
6	37	Zechry Zinicola (R/R)	1B	So.	.278-2-12	Powerful bat who has started last seven games at 1B.
7	6	Seth Dhaenens (L/R)	2B	Fr.	.345-2-28	Hitting .381 going 40-for-105 over his last 33 games.
or	14	Rocky Laguna (R/L)	DH/LF	Fr.	.301-1-26	Hit .361 (22-for-61) in non-conference play.
8	2	J.J. Sferra (L/L)	CF	Fr.	.310-0-17	Leads team with 15 bunt hits. Hit .349 in Pac-10 play.
or	5	Joey Hoof (R/R)	3B	Sr.	.294-1-26	Scrappy style of play with postseason experience.
9	12	Andrew Romine (B/R)	SS	Fr.	.304-0-22	Hitting .405 (17-for-42) over his last 12 games.

### Probable Pitching Rotation:

S/R	No.	Name	R/L	Yr	W-L/SV/ERA	Notes/Key Stats
SP	34	Jason Urquidez	RHP	Sr.	8-4/2/4.21	In last 8 starts has given up 16 ER runs in 47.1 IP.
SP	45	Erik Averill	LHP	Jr.	8-4/0/3.84	Leads staff with 3 CG. Has 3.46 ERA as a starter.
S/R	49	Brett Bordes	LHP	Jr.	5-5/2/3.86	5-1 with two saves and a 2.87 ERA out of the bullpen.
S/R	40	Pat Bresnehan	RHP	So.	3-4/1/5.57	Has been a workhorse as a starter and reliever.
Rel	37	Zechry Zinicola	RHP	So.	3-3/4/5.80	Ranks seventh in ASU history with 12 career saves.
Rel	50	Tony Barnette	RHP	Jr.	4-1/2/7.24	Earned win over WSU in last start with 3.0 IP, 0 ER.

\*Rotation/Starting Lineup Subject to Change



# Sun Devil Baseball 2005

## Team Awards Announced at Annual Banquet:

Several individual awards were passed out at the team's annual awards banquet held Tuesday night in the lobby of the Carson Student-Athlete Center. Senior catcher Tuffy Gosewisch was a near unanimous choice for the On Deck Circle MVP Award. Several players also shared awards, including Jason Urquidez and Erik Averill for Pitcher of the Year, Travis Buck and Jeff Larish for Offensive MVP and Gosewisch and Larish for Defensive MVP.

**On Deck Circle MVP:** Tuffy Gosewisch

**Pitcher of the Year:** Jason Urquidez/Erik Averill

**Offensive MVP:** Travis Buck/Jeff Larish

**Defensive MVP:** Tuffy Gosewisch/Jeff Larish

**Developmental MVP:** Rocky Laguna

**Newcomer of the Year:** Joey Hooft/Andrew Romine/J.J. Sferra

**Mr. Fireman Award:** Brett Bordes/Pat Bresnehan

**Jim Henderson Courage Award:** Colin Curtis

**Jim Brock/Mr. Sun Devil Award:** Seth Dhaenens

**Bobby Winkles Award:** Colin Curtis

**The Tillman:** Travis Buck

## Buck and Larish Named To Golden Spikes Watch List:

Senior first baseman Jeff Larish and junior right fielder Travis Buck were among 40 college baseball players named to the initial watch list for the 2005 Golden Spikes Award presented by USA Baseball. The Golden Spikes Award is given annually to the top amateur baseball player in the country. Buck and Larish mark the third straight year that ASU has had a player named to the initial Golden Spikes Award watch list. Former All-American shortstop and current Boston Red Sox prospect Dustin Pedroia was named to the watch list in 2003 and 2004 and became ASU's seventh all-time Golden Spikes Award finalist last season. Arizona State has had three winners of the Golden Spikes Award. Bob Horner (1978), Oddibe McDowell (1984) and Mike Kelly (1991) all won the prestigious award during their Sun Devil careers. USA Baseball announced the five finalists for the award were Ryan Braun (Miami), Jeff Clement (USC), Trevor Crowe (Arizona), Alex Gordon (Nebraska) and Luke Hochevar (Tennessee). Buck and Larish were also named to the watch lists for the Brooks Wallace Player of the Year Award and the Xanthus Howser Trophy.

## Gosewisch Named Bench Award Semi-Finalist:

Senior catcher Tuffy Gosewisch has been named a semifinalist for the *Coleman Company-Johnny Bench Award*. The award is presented annually at the Greater Wichita Sports Banquet to the nation's top collegiate catcher. Gosewisch is one of 10 semifinalists up for the prestigious award, including Pac-10 catchers Nick Hundley (Arizona) and Jeff Clement (USC). Gosewisch was also a semi-finalist in 2004. The three finalists will be announced June 1, 2005 and will be invited to Wichita for the 8th annual Greater Wichita Sports Banquet on June 29, 2005 at the Hyatt Regency Hotel in downtown Wichita. Legendary Hall of Fame catcher Johnny Bench will present the award to the recipient. Through 56 games against one of the toughest schedules in the nation, Gosewisch is fifth on the team batting .313 (65-for-108) with 11 doubles, six home runs and a team-leading 57 RBI. Defensively, he has started every game and has caught all but 28 innings. He has made only two errors in 445 chances for a .996 FLD% and has thrown out 25 of 62 attempted base stealers (40%).

## Three Sun Devils Earn Academic Honors:

Arizona State University student-athletes Erik Averill, Travis Buck and Tuffy Gosewisch have been named to the 2005 ESPN The Magazine District 8 All-Academic Baseball Team. Averill and Buck both garnered first-team honors and will advance to the national ballot, which will be released May 31. Gosewisch was named to the second team. Buck has a cumulative 3.31 GPA while pursuing a degree in management. Averill has a cumulative 3.52 GPA while advancing towards a degree in finance and Gosewisch earned second-team honors with a 3.21 GPA as a marketing major. Arizona State was the only school to have more than one first team selection. The baseball team was voted on by CoSIDA members from within the District 8 states of Alaska, Arizona, California, Hawaii, Idaho, Nevada, Oregon, Utah and Washington, and the province of British Columbia. The trio of academic awards marks the first time since 2001 that ASU has had representation on the District 8 team. Casey Myers, Jeff Phelps and Jon Switzer all earned academic all-district honors in 2001 and Myers was the two-time Academic All-American of the Year.

## Larish Ties Bonds:

Senior Jeff Larish has made several dents in the ASU career record books... and he isn't done yet. Larish hit his Pac-10 leading 17th home run of the year on Saturday against Washington State, tying him for third in the ASU career record books with Barry Bonds. In four years in the Maroon and Gold, Larish has hit 45 home runs and is now only one away from the 46 career home runs hit by Mike Kelly (1989-91). Former major leaguer Bob Horner holds the all-time record with 56 home runs. The senior slugger has three multi-homer games this season and five in his career. Of his 17 home runs this season, he has hit six solo homers, five two-run shots and six three-run bombs. Twelve (12) of his 17 homers have also come on the road. Larish's 224 RBI rank fifth in the ASU record books and his 191 walks are second. Larish is also listed sixth in career at-bats (810), sixth in total bases (468), seventh in hits (367), eighth in runs scored (209) and 10th in doubles (54). Larish is hitting .308 (65-for-211) with 33 extra base hits for a .630 slugging percentage.

Year	Avg	GP-GS	AB	R	H	2B	3B	HR	RBI	BB	SO	SB-ATT
2002....	.328	34-33	128	31	42	4	3	3	24	29	19	0-1
2003....	.372	65-64	234	80	87	18	2	18	95	78	42	3-5
2004....	.308	57-57	237	46	73	17	0	7	49	35	50	3-7
2005....	.308	56-56	211	52	65	15	1	17	56	49	53	10-13
<b>TOTAL...</b>	<b>.330</b>	<b>212-210</b>	<b>810</b>	<b>209</b>	<b>267</b>	<b>54</b>	<b>6</b>	<b>45</b>	<b>224</b>	<b>191</b>	<b>164</b>	<b>16-26</b>

## ASU HEAD COACH

## Pat Murphy



Since inheriting the Sun Devil program in August of 1994, Arizona State Baseball Head Coach Pat Murphy has carefully nurtured the tradition of excellence in Tempe, at the same time establishing himself as one

of the top collegiate head coaches in the nation. He has guided Arizona State to top-12 national rankings in four of the past eight seasons, including an appearance in the 1998 College World Series national championship game. Murphy has combined to go 435-216-1 in his 11 seasons in Tempe and posts an all-time 29-22 record in NCAA Tournament action. He has a career 808-389-4 record in 21 seasons as a head coach. Murphy recorded his 800th victory with a 12-5 win over UCLA on April 22, 2005. In 18 seasons split between Notre Dame and ASU, Murphy has averaged over 40 wins per season. ASU set an NCAA record scoring in 506 consecutive games from 1995-2004 and set the NCAA record with 14 grand slams in 2004.

## Month by Month at ASU:

January .....	41-6
February .....	107-42
March .....	107-67-1
April .....	106-58
May .....	69-39
June .....	5-7

## Pat Murphy at ASU

Record at ASU .....	435-218-1
Pac-10 .....	163-124
Non-Conference .....	269-94-1
NCAA Tournament .....	20-14

Opening Day Record .....	9-2 (16-2 overall)
Earliest Start .....	Jan. 15, 1999 (Utah)
Latest Start .....	Feb. 6, 2004 (Florida State)

## Pat Murphy Year-by-Year

**Career Record:** 808-389-4/21st season

**Division I Record:** 753-334-2/18th season

**Arizona State Record:** 435-218-1/11th season

Year	School	Overall
2005	Arizona State	34-22
2004	Arizona State	41-18
2003	Arizona State	54-14
2002	Arizona State	37-21
2001	Arizona State	37-20-1
2000	Arizona State	44-15
1999	Arizona State	39-21
1998	Arizona State	41-23
1997	Arizona State	39-22
1996	Arizona State	35-21
1995	Arizona State	34-21
1994	Notre Dame	46-16
1993	Notre Dame	46-16
1992	Notre Dame	48-15
1991	Notre Dame	45-16
1990	Notre Dame	46-12
1989	Notre Dame	48-19-1
1988	Notre Dame	39-22
1987	Claremont-Mudd Scripps	21-18-1
1986	Claremont-Mudd Scripps	24-16
1983	Maryville (Tenn.)	10-21-1



# Sun Devil Baseball 2005

## The Larish Record Watch

### Career Home Runs:

1. Bob Homer (1976-78) .....	56
2. Mike Kelly (1989-91) .....	46
<b>3. Jeff Larish (2002-P) .....</b>	<b>45</b>
Barry Bonds (1983-85) .....	45
5. Dan Rumsey (1986-89) .....	44
6. Andrew Beinbrink (1996-99) .....	40
7. Casey Myers (1998-2001) .....	39
8. Mitch Jones (1999-2000) .....	38
9. Jeremy West (2001-03) .....	36
Ted Dyson (1983-87) .....	36
Mike Sodders (1980-81) .....	36

### Career RBI:

1. Andrew Beinbrink (1996-99) .....	283
2. Casey Myers (1998-2001) .....	275
3. Clay Westlake (1973-76) .....	250
4. Bob Homer (1976-78) .....	229
<b>5. Jeff Larish (2002-P) .....</b>	<b>224</b>
6. Antone Williamson (1992-94) .....	203
7. Alvin Davis (1979-82) .....	200
8. Mike Kelly (1989-91) .....	194
Ken Landreaux (1974-76) .....	194
10. Alan Bannister (1970-72) .....	177

### Career Hits:

1. Clay Westlake (1973-76) .....	322
2. Andrew Beinbrink (1996-99) .....	318
3. Casey Myers (1998-2001) .....	313
4. Dustin Pedroia (2002-04) .....	298
5. Gary Atwell (1970-73) .....	286
6. Mikel Moreno (1995-98) .....	277
<b>7. Jeff Larish (2002-P) .....</b>	<b>267</b>
8. Antone Williamson (1992-94) .....	264
9. Bob Homer (1976-78) .....	262
Dan Rumsey (1986-89) .....	261

### Career Total Bases:

1. Andrew Beinbrink (1996-99) .....	547
2. Clay Westlake (1973-76) .....	505
3. Casey Myers (1998-2001) .....	494
4. Bob Homer (1976-78) .....	492
5. Dan Rumsey (1986-89) .....	469
<b>6. Jeff Larish (2002-P) .....</b>	<b>468</b>
7. Antone Williamson (1992-94) .....	443
8. Mike Kelly (1989-91) .....	439
9. Barry Bonds (1983-85) .....	438
10. Dustin Pedroia (2002-04) .....	423

### Career Walks:

1. Alvin Davis (1979-82) .....	207
<b>2. Jeff Larish (2002-P) .....</b>	<b>191</b>
3. Andrew Beinbrink (1996-99) .....	154
4. Clay Westlake (1973-76) .....	148
5. Doug Newstrom (1991-93) .....	131

### Single-Season Walks:

1. Alvin Davis (1982) .....	87
<b>2. Jeff Larish (2003) .....</b>	<b>78</b>
3. Doug Newstrom (1993) .....	71
4. Doug Baker (1982) .....	70

## National/Pac-10 Awards

### Pac-10 Pitcher/Player of the Week:

Travis Buck .....	Mar. 1
Pat Bresnehan .....	Mar. 29
Travis Buck .....	Apr. 19

### National Player of the Week:

Averill (Feb. 7) .....	Collegiate Baseball
Averill (Feb. 8) .....	NCBWA

### Clemens Award Watch List:

Erik Averill, Jason Urquidez

### Golden Spikes Award Watch List:

Travis Buck, Jeff Larish

### Wallace Award Watch List:

Travis Buck, Jeff Larish

### Bench Catcher of the Year Watch List:

Tuffy Gosewisch

### NCBWA Stopper of the Year Watch List:

Zechry Zinicola

### Team of the Week:

SEBaseball.com .....	Mar. 7
CollegeBaseballInsider.com .....	Apr. 19

## Arizona State Career Stats in NCAA Tournament:

Player	Avg.	G	AB	R	H	RBI	2B	3B	HR	SB
Curtis	.400	3	10	1	4	0	0	0	0	1
Gosewisch	.310	9	29	4	9	7	0	0	0	0
Larish	.294	13	51	10	15	11	0	0	3	0
Buck	.263	9	38	7	10	5	0	0	0	2
Persichina	.250	3	12	1	3	2	0	0	0	0
Dhaenens	.143	3	7	1	1	1	0	0	0	0
Player	ERA	W-L	SV	G	IP	H	R	ER	BB	SO
Bordes	0.00	0-0	0	2	3.0	0	0	0	2	2
Zinicola	2.08	0-0	1	2	4.1	5	2	1	3	5
Urquidez	5.06	1-0	0	1	5.1	6	3	3	3	4
Averill	6.35	0-3	0	3	17.0	27	14	12	1	17
Marotz	99.00	0-0	0	1	0.0	0	2	2	2	0

## Against the Regional Field:

The Sun Devils have combined to go 58-13-1 in 72 all-time meetings against teams competing in the Tempe Regional. ASU is 4-0 all-time against East Carolina, including earning a series sweep last season at Packard Stadium and winning 10-3 earlier this season in Greenville. The Sun Devils and Rebels have played 68 times, with ASU holding a 54-13-1 lead in the series. ASU and UNLV last met in the 2003 Regional held at Tempe Diablo Stadium with the Sun Devils winning 16-1 to advance to the Super Regional. ASU and Coastal Carolina will be playing for the first time. The Sun Devils played 34 of their 56 regular season games against 13 of the 64 teams that advanced to the NCAA Tournament this season. ASU went 18-16 in those games.

## Scouting Coastal Carolina:

The Chanticleers are the No. 1 seed in the Tempe Regional and enter postseason play with an overall 48-14 record. Coastal Carolina was the regular season Big South champion with a 21-3 record, but lost to Winthrop in the league tournament final. The offense has combined to hit .304 with 103 doubles, 10 triples, 42 home runs and has recorded 101 stolen bases. The pitching staff has a 3.84 ERA with 448 strikeouts and 242 walks in 548.0 IP. Opponents are batting .261 off the CCU pitching staff with 37 home runs. Two-way player Mike Costanzo was named a second-team All-American by Sports Weekly/ESPN. He leads the team hitting .388 (85-for-219) with 15 home runs and 61 RBI and as a closer is 8-1 with 13 saves and a 1.75 ERA in 34 appearances (51.1 IP).

## Scouting East Carolina:

The Pirates make will be making their seventh straight appearance in the NCAA Tournament and as the No. 3 seed will face off against the host No. 2 Sun Devils Friday night at 7 p.m. ECU is 35-24 overall and finished fourth in Conference USA with a 18-12 record. The Pirates are hitting .307 with 122 doubles, 18 triples, 58 home runs and have recorded 48 stolen bases. Senior outfielder Brian Cavanaugh leads the team hitting .379 (75-for-198) with seven home runs and was a first-team All-CUSA selection. The pitching staff has combined to post a 5.17 ERA and 372 strikeouts in 518.1 innings. Opponents are hitting .279 against the Pirates and averaging 5.8 runs per game. Sophomore Ricky Brooks leads the staff going 5-5 with a 3.75 ERA and pitched the first Conference USA nine-inning no-hitter earlier in the year against Memphis.

## Scouting UNLV:

The Rebels, who are 34-27 overall and earned the Mountain West Conference's automatic bid by winning the league tournament this past Saturday with two wins over BYU, will be playing in their third-consecutive regional and 10th overall and will be the No. 4 seed in the double-elimination bracket. UNLV is hitting .311 with 154 doubles, 13 triples, 67 home runs and have stolen 31 bases. Senior outfielder JC Sibley, a transfer from Kansas, leads the Rebels hitting .383 with 12 doubles and 21 RBI. Sophomore catcher Justin Tellam leads the team with 16 home runs. Junior right-hander Matt Luca is the top starter going 5-6 with a 4.45 ERA. The pitching staff has posted a 5.33 ERA with opponents hitting .313 in 61 games this season.

## 2005 ARIZONA STATE BASEBALL PRESEASON AWARDS

### Baseball America Preseason All-Americans:

Travis Buck - 1st team  
Jeff Larish - 3rd team

### Baseball America Preseason All-Pac-10:

Jeff Larish - DH  
Travis Buck - OF

### Baseball America Top Pac-10 Newcomers:

Andrew Romine - No. 2

### Baseball America Top Pac-10 Prospects:

Travis Buck - No. 3  
Jeff Larish - No. 10

### Baseball America Pac-10 Best Tools:

Travis Buck - Best Outfield Arm  
Travis Buck - Best Athlete  
Jeff Larish - Best Strike-Zone Discipline  
Zechry Zinicola - Best Fastball

### Baseball America's Fab 50 By Class:

#### Freshman:

Andrew Romine - No. 3  
J.J. Sferri - No. 33

#### Sophomores:

Colin Curtis - No. 26

#### Juniors:

Travis Buck - No. 13

#### Seniors:

Jeff Larish - No. 1  
Jason Urquidez - No. 6

### Collegiate Baseball Preseason All-Americans:

Travis Buck - 3rd team  
Jason Urquidez - 3rd team  
Jeff Larish - 3rd team

### NCBWA Preseason All-Americans:

Travis Buck - 2nd team  
Jason Urquidez - 2nd team





# Sun Devil Baseball 2005

## The Bonds Factor:

Since several Sun Devil hitters met with former ASU All-American and seven-time National League MVP Barry Bonds, the team's offensive numbers have improved drastically. Bonds was on campus for a press conference honoring his former coach Dr. Jim Brock on Mar. 8, and stayed after to hang around the batting cage to offer his instruction. Since meeting with Bonds, who hit .347 as a Sun Devil with 45 career home runs from 1983-85, ASU is hitting .331 (415-for-1255) to raise the team batting average 33 points from .278 to .311 and is 23-12 during that stretch. The Devils have also hit 28 of the season total 39 home runs and combined for a .468 slugging percentage. Senior slugger Jeff Larish, who worked extensively with Bonds, is hitting .331 (42-for-127) with 12 of his Pac-10 leading 17 homers. Other hitters have also benefited since listening to arguably the greatest left-handed power hitter in MLB history, with Travis Buck (.431), Seth Dhaenens (.377), J.J. Sferra (.333), Rocky Laguna (.310) and Colin Curtis (.326) all hitting over .300 over the last 35 games.

## Still Dominating the Arizona Baseball Rivalry:

Arizona and Arizona State are the only two Division I baseball programs in the state of Arizona and have met 413 times since 1907. While Arizona leads the overall rivalry 224-189, ASU leads the series 166-107 since the school officially adopted the program as a varsity sport in 1959. Additionally, ASU has dominated the rivalry in recent years, winning 17 of the last 25 (17-8) games since 2000. Arizona won four of the five games this season, marking the first time since 1992 that the Wildcats have won a season series over the Sun Devils since 1992. Since head coach Pat Murphy took over the program in 1995, ASU is 35-20 (.636).

## Buck Continues Hot Hitting:

Junior Travis Buck (Richland, Wash.) started the season slow hitting only .246 in the first 15 games, but has since heated up going 79-for-181 (.436) over the final 41 games of the regular season. Buck has recorded at least one hit in 19 of the last 20 games and for the season has gone hitless in only nine games. He leads the team with 31 multi-hit games and has recorded two or more hits in 14 of the last 20 contests. The Golden Spikes, Wallace Award and *Baseball America* Player of the Year candidate leads the team hitting .388 (94-for-242) with 22 doubles, 67 runs scored, three triples, four home runs and 38 RBI. He also leads the team with 23 stolen bases to rank second in the Pac-10. Buck's name also appears among the league leaders in runs scored (67, 2nd), doubles (22, 3rd), triples (3, 6th), total bases (134, 4th), hits (94, 2nd) and batting average (.388, 3rd). In 181 career games as a Sun Devil, Buck has at least one hit in 141 games (78%) and has recorded 75 multi-hit games. He needs six more hits to become only the 21st player in ASU history to record 100 or more hits in a season. He is also vying to become only the 16th Sun Devil to hit over .400.

Year	Avg	GP-GS	AB	R	H	2B	3B	HR	RBI	BB	SO	SB-ATT
2003....	.326	66-65	239	59	78	13	3	4	46	35	28	12-14
2004....	.373	59-59	225	64	84	16	1	9	58	41	34	13-16
2005....	.388	56-56	242	67	94	22	3	4	38	25	32	23-31
<b>TOTAL...</b>	<b>.363</b>	<b>181-180</b>	<b>706</b>	<b>190</b>	<b>256</b>	<b>51</b>	<b>7</b>	<b>17</b>	<b>142</b>	<b>101</b>	<b>94</b>	<b>48-61</b>

## Gosewisch Among Nation's Elite Catchers:

Senior catcher Tuffy Gosewisch joins former Sun Devil Don Wakamatsu (1982-85) as the only other full-time, three-year starter at the catching position in school history. Gosewisch has started 171 games behind the plate in his career and has combined to go 177-for-540 (.328) over the last three years. This season he is fifth on the team hitting .313 (65-for-208) with six home runs and ranks fifth in the Pac-10 with 57 RBI. He has been one of ASU's most consistent hitters this season with at least one hit in 40 of 56 games and leads the team with 17 multi-RBI games. Gosewisch was named one of 10 semifinalists for the 2005 Johnny Bench Catcher of the Year Award, an honor he also received last season. He is a career .317 hitter with 10 home runs, 149 RBI and owns an impressive .993 fielding percentage. Gosewisch has been nearly perfect behind the dish this year with only two errors (.996 fielding percentage) in 445 total chances. He has gunned down 25 of 62 base stealers and has allowed only one passed ball. He has caught all but 28 innings this season (out of 500.2) and showed his true "tuffness" when he played the next day after suffering a mild concussion and had several stitches after being hit by a pitch in the head against Baylor (2/25). Here is a look at Tuffy's progression at the plate in games started during his Sun Devil career:

### Gosewisch as a Starting Catcher:

**2002:** 12 games started (1-for-29, .034)

**2003:** 45 games started (45-for-136, .331)

**2004:** 58 games started (67-for-196, .342)

**2005:** 56 games started (65-for-208, .313)

Year	Avg	GP-GS	AB	R	H	2B	3B	HR	RBI	BB	SO	SB-ATT
2002....	.128	30-12	39	6	5	0	0	0	2	4	12	0-0
2003....	.340	59-45	144	41	49	9	0	2	41	22	19	2-2
2004....	.342	59-58	199	36	68	14	1	2	49	31	37	0-2
2005....	.313	56-56	208	40	65	11	2	6	57	25	32	5-8
<b>TOTAL...</b>	<b>.317</b>	<b>204-171</b>	<b>590</b>	<b>123</b>	<b>187</b>	<b>34</b>	<b>3</b>	<b>10</b>	<b>149</b>	<b>82</b>	<b>100</b>	<b>7-12</b>

## Fox Likes Starting:

Arizona State freshman designated hitter Willy Fox has proved a point that he should be in the starting lineup. The freshman slugger is fourth on the team hitting .318 (28-for-88) with four home runs and 24 RBI. While Fox has started only 17 games, almost all of his offensive production has been in those games. As a starter, Fox is batting .381 (24-for-63) with all nine of his extra base hits and 21 of his 24 RBI. Off the bench, the Scottsdale native is hitting just .160 (4-for-25). Here is a look at Fox's season stats as a starter and reserve.

	AVG	GP-GS	AB	R	H	2B	3B	HR	RBI	TB	SLG%	BB	HBP	SO	GDP	OB%	SF	SH	SB-ATT
Starter....	.381	17-17	63	20	24	4	1	4	21	42	.667	8	4	13	1	.480	0	0	7-9
Reserve....	.160	20-0	25	3	4	0	0	0	3	4	.160	2	1	12	0	.250	0	0	0-0

## 2005 Statistical Comparison

Category	ASU	ECU	CCU	UNLV
Games	56	59	62	61
Average	.311	.307	.304	.311
Runs	411	418	462	500
Hits	619	647	631	693
2B	105	122	103	154
3B	16	18	10	13
HR	39	58	42	67
SB	116	48	101	31
SLG%	.439	.464	.424	.482
ERA	4.76	5.17	3.84	5.33
SO	415	372	448	398
BB	193	298	234	249

## Devils in the Polls...

	BA	SW	CB	NCBWA
<b>PS</b>	9	9	11	9
<b>2/7</b>	12	13	18	17
<b>2/14</b>	11	18	23	15
<b>2/21</b>	NR	RV	NR	RV
<b>2/28</b>	NR	RV	NR	RV
<b>3/7</b>	NR	RV	NR	RV
<b>3/14</b>	NR	RV	NR	RV
<b>3/21</b>	NR	RV	NR	RV
<b>3/28</b>	24	RV	30	28
<b>4/4</b>	24	25	28	29
<b>4/11</b>	NR	RV	NR	RV
<b>4/18</b>	21	20	22	22
<b>4/25</b>	17	20	17	20
<b>5/2</b>	18	22	17	21
<b>5/9</b>	18	24	17	22
<b>5/16</b>	17	22	18	20
<b>5/23</b>	25	RV	22	23
<b>5/30</b>	22	24	20	23

## ASU Quick Facts/Notes

### 2005 Team Information

Letterman Returning/Lost .....	15/8
Pitchers .....	7/4
Position Players .....	8/4
Starters Returning/Lost .....	12/5
Top Pitchers .....	5/1
Top Position Players .....	7/4
Newcomers .....	14

### 2004 in Review

Record .....	41-18
Home .....	25-9
Away .....	16-9
Pac-10 Record (Finish) .....	13-11 (4th)
Home .....	6-6
Away .....	7-5
Final Rankings .....	22 (BA), 20 (SW), 23 (CB)

### Arizona State Postseason History

NCAA Appearances .....	28
NCAA Record .....	129-55 (.707)
CWS Appearances .....	18
National Championships .....	5
CWS Runner-Up Finishes .....	5
Last CWS Appearance .....	1998 (2nd)
College World Series Record .....	55-30 (.647)
Regional Titles (last) .....	13 (2003)

### Baseball History

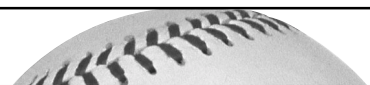
All-Time Record .....	2,392-1,176-6
Early Record .....	333-338-5
Modern Record .....	2,059-831-1
Packard Stadium .....	865-251-1 (31)
Best Record All-Time .....	59-8 (1973)
School Record Wins in a Season .....	65 ('76)

### Media Relations Information

Baseball Contact .....	Jeff Evans
Evans' E-Mail .....	jeff.evans@asu.edu
Evans' Direct Line .....	(480) 965-6594
Evans' Cell .....	(480) 734-7791
Phone .....	(480) 965-6592
Fax .....	(480) 965-5408
Packard Box Phone .....	(480) 727-7253
Website .....	www.TheSunDevils.com
Evans' Record at ASU .....	203-94-1



# Sun Devil Baseball 2005



## 2005 Pac-10 Baseball

Team	Pac-10	Overall
Oregon State	19-5	41-9
Arizona	17-7	37-19
Arizona State	15-9	24-22
USC	15-9	37-19
California	13-11	34-12
Stanford	12-12	32-23
Washington	12-12	33-22
UCLA	4-20	15-41
Washington State	1-23	21-36

## Where ASU Ranks in the Pac-10

*\*\*Stats through end of regular Pac-10 season\*\**

### Team Offensive Rankings:

Avg.	311	3rd
Runs	411	2nd
Hits	619	2nd
Doubles	105	4th
Triples	16	2nd
Home Runs	39	6th
RBI	369	2nd
OB %	400	3rd
SLG %	439	3rd
Walks	253	1st
Stolen Bases	116	1st

### Team Pitching/Defense Rankings:

ERA	4.76	7th
Strikeouts	415	3rd
Wins	34	4th
Saves	12	6th
Opposing Avg.	282	7th
Innings Pitched	500.2	4th
Walks	193	5th
FLD %	964	7th

### Jeff Larish:

Home Runs	17	1st
Runs	52	8th
RBI	56	6th
Total Bases	133	5th
Slugging %	630	4th
On Base %	442	9th
Walks	49	1st

### Travis Buck:

Batting	388	3rd
On Base %	454	5th
Hits	94	2nd
Runs	67	2nd
Doubles	22	3rd
Triples	3	6th
Total Bases	134	4th
Stolen Bases	23	2nd

### Colin Curtis:

Walks	36	5th
Stolen Bases	17	5th

### Tuffy Gosewisch:

RBI	57	5th
Hit-by-Pitch	13	5th
Sac Flies	5	6th

### Erik Averill:

Wins	8	7th
Games Started	16	4th
Strikeouts	77	10th

### Jason Urquidez:

Pickoffs	2	3rd
----------	---	-----

### Tony Barnette:

Appearances	27	9th
-------------	----	-----

### Brett Bordes:

Appearances	30	3rd
Opposing BA	241	9th

## Buck Earns Fifth Career Pac-10 Player of the Week Award:

Arizona State junior outfielder Travis Buck was named the Pac-10 Baseball Player of the Week for April 12-18. Buck helped lead the Sun Devils to a series sweep over nationally ranked Stanford by hitting .462 (6-for-13) with four runs scored, one double, one home run and six RBI. He also stole a base and recorded a 1269 OPS (slugging + on-base). Coming up clutch all weekend, Buck recorded multi-hit games in each victory over the Cardinal. He provided the heroics with a two-run, game-tying home run in the bottom of the ninth inning in Saturday's 6-5 come-from-behind win and had a key three-run double in Sunday's 10-9 win to clinch the sweep. The Pac-10 award was Buck's second this season, also being honored after hitting .571 (8-for-14, 6 H, 6 RBI) against Baylor. The Player of the Week honor is the fifth of Buck's career and the 76th such honor for Arizona State since the Sun Devils joined the Pac-10 in 1979. Buck becomes the first position player in school history to earn five Pac-10 Player of the Week honors and is now one award away from the school record of six set by left-handed pitcher Sean Rees (1989-91). He also won the award twice last season (Mar. 2, Mar. 9) and once during his freshman season in 2003 (Apr. 1).

## Most Pac-10 Weekly Awards in School History:

Sean Rees, LHP (1989-91)	6
Travis Buck, OF (2003-P)	5
Jeremy West, 1B/DH (2001-03)	4
Antone Williamson, INF (1992-94)	4
Casey Myers, C (1998-2001)	3
Dan McKinley, OF (1995-97)	3
David Cassidy, LHP (1986-89)	3
Jon Switzer, LHP (1999-2001)	3
Mike Kelly, OF (1989-91)	3
Oddibe McDowell, OF (1983-84)	3
Oscar Rivas, LHP (1989)	3

## Triple Your Pleasure:

Through 56 games the Sun Devils have hit 16 triples to rank second in the Pac-10 and have more than doubled the entire season total of seven from last season. Travis Buck ranks third in the league with three triples, while Rocky Laguna, Andrew Romine, Joe Persichina and Tuffy Gosewisch each have a pair of triples to rank tied for ninth. In 59 games last season, ASU had only seven triples, ranking 245th out of 285 teams in the NCAA.

## Buck Prefers Hitting Second:

In his three seasons as a Sun Devil, junior right fielder Travis Buck has enjoyed his most success while hitting in the No. 2 spot in the lineup. In 118 career games in the No. 2 spot in the lineup, Buck is a career .416 (195-for-469) hitter with 149 runs scored, 14 home runs and 107 RBI. While hitting No. 2, Buck has accounted for 75% of his career run production (107 of 142 RBI), 78% of his runs scored (149 of 190), 82% of his home runs (14 of 17) and 76% of his total hits (195 of 256). This season Buck is hitting .446 (82-for-184) with 58 runs scored and 34 RBI in 42 games batting in the second spot. ASU is 29-13 this season when Buck hits No. 2 and 90-28 over the last three years. He has combined to hit just .257 (61-for-237) with three home runs and 35 RBI in 63 career games when not batting No. 2.

## Prospects Plus:

With the annual Major League Baseball Amateur Draft approaching on June 7, several current Sun Devils and possible future Sun Devils are expected to have their name called during the two-day, 50-round event. Baseball America recently rated junior outfielder Travis Buck as the No. 42 prospect and senior first baseman Jeff Larish as the No. 170 prospect. Buck (#2), Larish (#9) and senior RHP Jason Urquidez (#19) were also ranked among the top draft-eligible players from the state of Arizona. ASU's top-ranked recruiting class also featured several players rated among the top 200 in the nation, including LHP Mark Pawelek (#17), RHP Michael Bowden (#38), RHP Jeff Lyman (#86), 1B/LHP Ike Davis (#119) and 3B Brett Wallace (#192). Local prep standouts from 5A state champion Horizon, shortstop Matt Hall (#12) and LHP Jeff Urlaub (#22), were also rated among the top players in Arizona.

## Bordes Proves Worth Out of Bullpen:

Junior LHP Brett Bordes has been most effective this season out of the bullpen going 5-1 with one save and a 2.87 ERA in 47.0 innings (26 appearances). As a starter, Bordes has struggled going 0-4 with a 6.75 ERA. The left-hander has been stellar over his last 22 relief appearances, going 5-1 with 1.80 ERA by giving up only seven earned runs in 35.0 innings. He has also allowed only 15 of 37 inherited runners to score this season. Heading into the postseason, Bordes has pitched in six of ASU's last seven games and currently ranks tied for ninth in the ASU single-season record books with 30 pitching appearances. Here is a look at the statistical comparison for Bordes as a starter and out of the bullpen:

	ERA	W-L	APP	GS	CG	SHO/CBO	SV	IP	H	R	ER	BB	SO	2B	3B	HR	AB	B/Avg
Reliever.....	2.87	5-1	26	0	0	0/1	2	47.0	35	15	15	17	31	5	0	4	165	.212
Starter.....	6.75	0-4	4	4	0	0/0	0	16.0	21	18	12	4	9	8	0	2	67	.313

## ASU in the Pac-10:

The Sun Devils completed their 27th season in the Conference of Champions by finishing in a tie for third with the USC Trojans with a 15-9 record in league play. ASU owns an all-time 442-323 (.578) record in Pac-10 play dating back to the first season in 1979. ASU was previously affiliated with the Western Athletic Conference (WAC) where they combined to go 195-56 (.777) with 11 league championships from 1963-78. ASU has won six Pac-10 championships (last in 2000). Since the Pac-10 North and Pac-10 South joined in 1999, ASU is 102-66 (.607) in league play and 286-131-1 overall. In 11 seasons under head coach Pat Murphy the Sun Devils are 163-124 (.568) in Pac-10 play.



# Sun Devil Baseball 2005

## Curtis and Buck Have Speed To Burn:

Outfielders Colin Curtis and Travis Buck have combined for 40 of ASU's Pac-10 leading 116 stolen bases this season. Buck leads the team with 23, while Curtis is second with 17. The 40 combined stolen bases are the most by a pair of teammates since Jeff Duncan (23) and Jonah Martin (19) combined for 42 steals in 2000. It is also tied for the fourth most over the last 26 years dating back to 1990. Here is a look at some of ASU's deadliest speed combinations in school history:

Year	Steals	Players
1984	66	Oddibe McDowell (36)/Barry Bonds (30)
1999	65	Willie Bloomquist (32)/Jay Sitzman (33)
1998	60	Willie Bloomquist (33)/Mikel Moreno (27)
1987	53	Mike Benjamin (30)/John Finn (23)
1988	45	John Finn (16)/Pat Listach (29)
2000	42	Jeff Duncan (23)/Jonah Martin (19)
1989	41	John Finn (23)/Mike Kelly (16)
2005	40	Travis Buck (23)/Colin Curtis (17)
1990	40	Fernando Vina (20)/Mike Kelly (20)

## Urquidez Finishing Strong:

Senior right-handed pitcher Jason Urquidez is having a strong finish to the season and living up to his preseason billing as one of the top senior pitchers in the nation. Over his last eight starts, Urquidez is 4-1 with a 3.04 ERA, allowing 16 earned runs in 47.1 IP. For the season, Urquidez is 8-4 with a 4.21 ERA with 75 strikeouts in 191.2 IP. As a starter he has combined to go 5-2 with a 4.52 ERA and as a reliever is 3-2 with two saves and a 3.33 ERA (11 appearances). In nine Pac-10 appearances (seven starts), he was 3-2 with one save and a 3.23 ERA. In two seasons as a Sun Devil, the Central Arizona College transfer is 20-7 with a 3.80 ERA. He returned for his senior season after leading the Pac-10 with 12 wins last season and was a 11th round draft pick of the Cincinnati Reds.

Year	ERA	W-L	App	GS	CG	SHO/CBO	SV	IP	H	R	ER	BB	SO
2004....	3.41	12-3	19	17	1	0/1	0	97.2	90	40	37	47	94
2005....	4.21	8-4	23	12	0	0/0	2	94.0	92	54	44	43	75
<b>TOTAL...</b>	<b>3.80</b>	<b>20-7</b>	<b>42</b>	<b>29</b>	<b>1</b>	<b>0/1</b>	<b>2</b>	<b>191.2</b>	<b>182</b>	<b>94</b>	<b>81</b>	<b>90</b>	<b>169</b>

## Averill Wins No. 20:

Junior right-handed pitcher Erik Averill won his 20th career game against Arizona (5/14). Averill is 20-10 with a 4.18 ERA in 66 career appearances (35 starts). The 20 career victories are the most by a Sun Devil since current Tampa Bay Devil Ray Jon Switzer went 23-13 from 1999-2001. In his 16 starts this season, Averill has lasted five or more innings 13 times and has notched three complete games. He is 8-4 with a team-leading 3.84 ERA and has recorded 77 strikeouts in 96.0 innings. As a starter he has posted a 3.46 ERA.

Year	ERA	W-L	App	GS	CG	SHO/CBO	SV	IP	H	R	ER	BB	SO
2003....	3.66	8-2	20	15	0	0/3	0	86.0	87	41	35	19	61
2004....	5.19	4-4	26	4	0	0/0	2	76.1	83	50	44	23	56
2005....	3.84	8-4	20	16	3	1/0	0	96.0	105	50	41	23	77
<b>TOTAL...</b>	<b>4.18</b>	<b>20-10</b>	<b>66</b>	<b>35</b>	<b>3</b>	<b>1/3</b>	<b>2</b>	<b>258.1</b>	<b>275</b>	<b>141</b>	<b>120</b>	<b>65</b>	<b>194</b>

## Dhaenens Turns Season Upside Down:

Sophomore second baseman Seth Dhaenens started the season on a 1-for-14 (.071) skid, including a streak of 13 straight at-bats without a hit. Dhaenens didn't give up and has turned his season upside down by hitting .381 (40-for-105) with 24 runs, four doubles, two home runs and 28 RBI over his last 32 games. During that stretch he has raised his season batting average 274 points from .071 to .345. Overall, Dhaenens is second on the team hitting .345 (41-for-119) with 24 runs and 28 RBI. The Professor (as known by his teammates) also ranked seventh in the league by hitting .372 (29-for-78) in Pac-10 play.

## A Classy Gesture:

Prior to ASU's game against East Carolina (3/5), every player and coach of the Sun Devil baseball team made its way from the playing field to the press box to pay honor to former ECU coach Keith LeClair. The team came up to LeClair's special area in the press box to speak to the former ECU coach who is battling Lou Gehrig's Disease. They presented LeClair and his family an Arizona State jersey signed by every member of the program and expressed their gratitude for being one of the first teams to play at the new stadium named in his honor (Clark-LeClair Stadium).

## From Batboy To Center Field:

Freshman outfielder J.J. Sferra is no stranger to the batters box at Packard Stadium, only in 2005 he will be hitting there, instead of picking up bats. The son of 10th-year assistant coach Jay Sferra, the younger Sferra spent several seasons in the late 90's as ASU's batboy, including duties at the 1998 College World Series. After a stellar prep career at Mountain Pointe High School, Sferra has become a mainstay in center field for the Sun Devils. He entered the season listed at the No. 33 top incoming freshman in the nation by Baseball America. After his first 20 starts of the season Sferra was hitting just .263 and was benched for a few games. Sferra has responded by going 28-for-76 (.368) since returning to the starting lineup during the USC series. Overall, the freshman All-America candidate is seventh on the team hitting .310 (48-for-155) with 31 runs scored, four doubles, one triple and 17 RBI. Sferra was also among the team leaders hitting .349 (22-for-63) in 21 Pac-10 games. He leads the team with 15 punt singles and also has seven sacrifice hits.

## Complete Games:

The Sun Devil pitching staff has registered four complete games this year with three coming from junior LHP Erik Averill and the most recent by sophomore RHP Pat Bresnehan against USC (3/25). The four complete games are already more than the entire season totals from 2004 (2), 2003 (1), 2001 (1), 2000 (2) and 1996 (3).

## All-Time NCAA Victories

School	Record
1. Fordham (146) .....	3,199-1,606-42
2. Texas (108) .....	2,915-1,009-30
3. USC (110) .....	2,496-1,279-28
4. Michigan (137) .....	2,410-1,358-37
5. Stanford (111) .....	2,403-1,498-32
6. Arizona State (93) .....	2,358-1,154-6
7. WSU (109) .....	2,330-1,3720-17
8. Arizona (100) .....	2,309-1,206-22
9. Clemson (107) .....	2,267-1,260-29
10. Harvard (136) .....	2,254-1,422-32
11. Florida St. (57) .....	2,235-823-9
12. N. Carolina (114) .....	2,194-1,298-36
13. Illinois (125) .....	2,187-1,327-34
14. Minnesota (113) .....	2,179-1,277-26
15. California (123) .....	2,170-1,597-13
16. Miss. St. (114) .....	2,140-1,204-28
17. Texas A&M (102) .....	2,136-1,207-34
18. Alabama (111) .....	2,130-1,214-23
19. Yale (139) .....	2,115-1,833-42
20. Ohio State (121) .....	2,112-1,362-41

\*Prior to start of 2005 Baseball Season.\*

## Winningest Teams of the Decade (2000-04)

School	Record	Pct.
1. Southern	188-59	.761
2. Notre Dame	241-79-1	.752
3. Oral Roberts	236-78	.752
4. South Carolina	260-87	.749
5. Rice	246-83	.748
6. Stanford	245-83	.747
7. Florida State	259-88-1	.746
8. Texas	247-97	.718
9. Georgia Tech	231-91	.717
10. Miami (Fla.)	223-90-2	.711
11. East Carolina	219-89-2	.710
12. Nebraska	231-95	.709
13. Arizona State	213-88-1	.707
14. Florida Atlantic	219-97	.693
15. LSU	231-102-2	.693
16. CS Fullerton	220-99	.690
17. Wichita State	231-105	.688
18. UCF	213-98	.685
19. Clemson	224-105	.681
20. Tulane	216-101-1	.681

\*Prior to start of 2005 Baseball Season.\*

## ALL-TOURNAMENT

### Bob Schaefer Memorial Tournament:

J.J. Sferra  
Erik Averill  
Tuffy Gosewisch  
Colin Curtis  
Andrew Romine

### Coca-Cola Spring Training Classic:

Erik Averill  
Jeff Larish  
Joey Hooft  
Joe Persichina

## Kings of the Draft:

Over the last 11 years, ASU leads all colleges with 87 draft picks. In addition, ASU has had 332 all-time draft picks, including 21 first-rounders. Here is a look at the top colleges for producing players for the annual MLB June Amateur Draft over the last 11 years (1994-2004):

Arizona State .....	87
Miami (Fla.) .....	80
Cal State Fullerton .....	78
Stanford .....	74
Long Beach State .....	73
Rice .....	67
LSU .....	67
Texas A&M .....	67
USC .....	65
Wichita State .....	64





# Sun Devil Baseball 2005

## Media Information:

**Baseball Contact:** Jeff Evans  
**SID Phone:** (480) 965-6592  
**Evans Cell:** (480) 734-7791  
**Evans' Direct Line:** (480) 965-6594  
**SID Fax:** (480) 965-5408  
**Press Box:** (480) 727-7253  
**Evans' E-Mail:** jeff.evans@asu.edu  
**Website:** www.TheSunDevils.com  
**Mailing Address:**  
 Carson Center Room 131  
 Media Relations  
 Arizona State University  
 Tempe, AZ 85287-2505

### Interviews:

All interviews with players and the coaching staff need to be cleared through the ASU media relations office and Jeff Evans. If you wish to talk to any Sun Devil player or head coach Pat Murphy, please contact Evans via the above information.

### Media Guides:

Media guides will be available to working press only and can be purchased by fans at home games at Packard Stadium for \$8. Press guides will not be distributed to fans from the press box or the media relations office. The 2005 ASU Baseball Media Guide is also available on the world wide web at thesundevils.com in .pdf format.

### Game Notes and Statistics:

Game notes and statistics will be distributed to all working media and scouts on game days at Packard Stadium. Copies will also be made available in the press box. The statistics are for working press, scouts and coaches only. A complete statistical book containing box score, play-by-play and game notes will also be available in the press box for working media following each home game. All information will be made available to fans and ASU supporters through the school's official athletic website, www.thesundevils.com.

### Live Stats/GameTracker:

While only certain games can be accessed by radio either through the internet or in the greater Phoenix area, every home game and selected road games can be tracked through live statistical updates on ASU's official website, www.TheSunDevils.com.



## Stockfisch Almost Perfect:

Freshman reserve catcher Austin Stockfisch hasn't seen a lot of action behind senior starter Tuffy Gosewisch, but he has made the most of his opportunities. The Desert Mountain product is hitting .563 (9-for-16) and at one point recorded a hit in eight consecutive at-bats. The eight straight hits are tied for third in the ASU record books and tied an ASU freshman record, last achieved by Richy Leon in 1995. The school record for consecutive hits is nine set by Mike Pagel in 1982 and Hubie Brooks in 1978. Stockfisch's eight consecutive hits came over a stretch of almost two months, starting with his first career hit against Western Illinois (3/12), and ending with single off Oregon State's Jonah Nickerson (5/1).

## Bresnehan Named Pac-10 Pitcher of the Week:

Arizona State University sophomore right-handed pitcher Pat Bresnehan was named Pac-10 Baseball Pitcher of the Week for the week of March 22-28. Bresnehan threw a complete-game four-hitter to help lead the Sun Devils to their first Pac-10 victory of the year with a commanding 17-1 win over USC on Mar. 25. A day after six ASU pitchers combined for nine walks and three hit batters, Bresnehan got ASU back on the winning track and helped save the bullpen with his first career complete game. He did not allow an earned run and scattered four singles to pick up his second victory of the season. For the season, Bresnehan is 3-4 with one save and a 5.57 ERA in 24 appearances (11 starts). The Pitcher of the Week honor was the first for Bresnehan and the 46th selection all-time for Arizona State. Current senior RHP Jason Urquidez also earned Pac-10 Pitcher of the Week honors last season.

## Buck and Larish Rated Among Top 50 College Prospects:

Junior 3B/OF Travis Buck and Senior 1B/OF Jeff Larish were both rated in the top 50 in Baseball America's annual midseason report rating the top college prospects for the upcoming MLB June Amateur Draft. Buck was ranked No. 17 and the No. 2 outfielder behind Winthrop's Daniel Carte. Larish was ranked No. 40 and is the top listed senior position player. Nebraska third baseman Alex Gordon, a teammate of Buck's on the 2004 USA Baseball National Team, was selected as the top college prospect.

## Welcome To the Show:

A total of 17 players have made their ASU debuts this season. Four newcomers were in the starting lineup on opening night against Long Beach State, including Joey Hooft (DH), Andrew Romine (SS), J.J. Sferra (CF) and Vinny Biancamano (2B). Freshman LHP Drew Bowman made his debut in the Maroon and Gold against Oregon State, becoming the 11th true freshman have made it into a game this season. ASU has now started six true freshman and two redshirt freshman position players this season. The Sun Devil roster consists of 18 of 30 active players that have never seen action before this season.

## Romine Showing Big League Bloodlines:

Freshman shortstop Andrew Romine is living up to his preseason label as the No. 2 rated freshman in the country by Baseball America. Romine is batting .304 (48-for-158) with five doubles and 22 RBI. While a midseason slump saw his average dip to .266 and did not start six straight Pac-10 games vs. California and Stanford, Romine has responded by hitting .396 (19-for-48) over his last 14 starts. He finished Pac-10 play hitting .345 (20-for-58) and ranks third on the team with 14 stolen bases. His 14 steals place him fourth in the ASU freshman record books, two behind the 16 of record holders Barry Bonds (1983), Steve Garraabrants (2001) and Mike Kelly (1989). Romine is the son of former ASU All-American and Boston Red Sox Kevin Romine. Kevin is ASU's all-time hitting leader with a career .408 (223-for-547) batting average.

## ASU Freshman Stolen Base Record:

1. Barry Bonds, 1983 .....	16
Steve Garraabrants, 2001 .....	16
Mike Kelly, 1989 .....	16
4. Andrew Romine, 2005 .....	14
5. Travis Buck, 2003 .....	12
Colin Curtis, 2004 .....	12

## Hitting Streaks:

Six Sun Devils currently have hitting streaks of two or more games heading into the NCAA Regional. Sophomore outfielder Colin Curtis has a career-high 10-game hitting streak in which he is hitting .378 (14-for-37). Junior right fielder Travis Buck recently had his team-high 14-game hitting streak snapped, going 29-for-61 (.475) with 16 runs, and 11 RBI during the streak. Here is a look at ASU players with current hitting streaks:

Player	Current Streak	Statistics During Streak
Colin Curtis	10 games	.378, 14-for-37, 8 R, 22B, 8 RBI
Travis Buck	5 games	.500, 9-for-18, 7 R, 3 2B, 2 RBI, 5 SB
Willy Fox	3 games	.455, 5-for-11, 4 R, 3B, 5 RBI
Andrew Romine	3 games	.500, 5-for-10, 5 R, 2B, 2 RBI
Zechry Zimicola	2 games	.333, 2-for-6, R, 2B
J.J. Sferra	2 games	.400, 2-for-5, 2 R

## Devils Facing Big League Arms:

The Sun Devils have faced 12 preseason All-American pitchers this season, most recently in Washington's Tim Lincecum. In addition to Lincecum, the Sun Devils have faced John Meloan (Arizona), Dallas Buck (Oregon State), Ian Kennedy (USC), Cesar Ramos (Long Beach State), Brian Bogusevic (Tulane), Micah Owings (Tulane), Neil Jamison (Long Beach State), P.J. Walters (South Alabama), Mark McCormick (Baylor), Mark Romanczuk (Stanford) and Andrew Miller (North Carolina). ASU also beat a pair of second-round (Trey Taylor) and third-round (Cory VanAllen) draft picks during the Baylor series. Coastal Carolina closer Mike Costanzo was recently named a second-team All-American by Sports Weekly/ESPN.





# Sun Devil Baseball 2005

## A Tough Slate For The Sun Devils:

After having the top-rated non-conference schedule in the nation last season, the Sun Devil baseball program has set another challenging slate for the 2005 season. ASU has played 31 of its first 56 games against teams that have been ranked in the national polls at some point this season. ASU currently has the No. 27 RPI, No. 13 ISR and the No. 4 rated strength of schedule in the nation as computed on BoydsWorld.com. Here is a look at the games ASU has played against ranked opponents this season and their current records (through 5/29):

Team	Games	Ranking vs. ASU	Current Ranking	Highest Ranking	Current Record
Tulane	3	#1 (BA/SW/CB)	#1 (CB/SW)	#1 (BA/CB)	50-9
North Carolina	1	#4 (CB)	#15 (SW)	#4 (CB)	40-17-1
LSU	2	#5 (CB/BA/SW)	#12 (SW)	#2 (BA)	38-20
Arizona	5	#7 (CB)/#8 (BA)	#7 (BA)	#6 (BA)	37-19
Baylor	3	#8 (BA)	#6 (CB)	#6 (CB)	44-18
Long Beach State	3	#14 (CB)	#12 (BA)	#9 (CB)	36-20
Oregon State	4	#6 (BA)	#2 (BA)	#2 (BA)	41-9
USC	3	#21 (BA)	#18 (SW)	#18 (SW)	34-18
East Carolina	1	NR	NR	#25 (BA)	35-24

## Big League Devils:

Six Sun Devils, with two more on the disabled list, are currently on major league rosters. Former Sun Devil outfielder Chris Duffy made his MLB debut with the Pittsburgh Pirates, becoming the 81st Sun Devil to play in the major leagues, but is back in Triple-A. Willie Bloomquist (Seattle Mariners), Paul Lo Duca (Florida Marlins), Jon Switzer (Tampa Bay Devil Rays) and Jacob Cruz (Cincinnati Reds) have also played this season, while seven-time National League MVP Barry Bonds (San Francisco Giants) and Fernando Vina (Detroit Tigers) are both on the disabled list. In addition, two former Sun Devils, Don Wakamatsu (Texas Rangers) and Jeff Pentland (Kansas City Royals), are coaches in the big leagues. Several recent Devils are also climbing within the minor league ranks, including Dustin Pedroia (AA, Portland Sea Dogs), Andre Ethier (AA, Midland Rock Hounds), Mitch Jones (AAA, Columbus Clippers), Brooks Conrad (AAA, Round Rock Express) and Mike Esposito (AAA, Colorado Sky Sox). Through March 29, Pedroia is hitting .323 (51-for-158) with 10 doubles, seven home runs and 27 RBI.

## Just a Walk in the Park For Larish:

Senior 1B Jeff Larish leads the Pac-10 with 49 walks, including 37 walks in the last 33 games (9 IBB). He also ranks second in ASU history with 191 career walks (see list on page 4) and has recorded at least one walk in 131 of 212 career games. His 78 walks in 2003 are second most in ASU single-season history and he is only the second player in school history to join the 70/70 (RBI/BB) club in a season. Former major leaguer Alvin Davis recorded 87 walks and 91 RBI in 1982 and holds the school record with 207 career walks. Additionally, the third-team pre-season All-American (*Collegiate Baseball/Baseball America*) has recorded 47 career multi-walk games, 80 multi-hit games, 59 multi-RBI contests and 105 career extra base hits for a .578 slugging percentage. He has recorded a hit in 76% of his games played (161 of 212) and has five career multi-home run games (three this season). Larish jumped into the national spotlight during his sophomore season (2003) in which he was named a first-team All-American after hitting .372 (87-for-234) with 80 runs, 18 doubles, 18 home runs, 95 RBI and 78 walks. Larish was also a first-team Summer All-American in 2003 after leading the USA Baseball National Team to a silver medal in the Pan Am Games in Santo Domingo, Dominican Republic and led Team USA with 23 RBI and eight home runs.

## Team USA Connections:

Junior right fielder Travis Buck faced another one of his Team USA teammates when Arizona outfielder Trevor Crowe came to Tempe for the three-game Pac-10 series. Buck was named a first-team Summer All-American by *Baseball America* after hitting .412 (28-for-68) with six multi-hit games, two home runs and 14 RBI. He was a big part of Team USA's impressive end-of-the-summer run that saw the Red, White and Blue win the gold medal at the FISU World University Baseball Championship in Tainan, Taiwan. He became the seventh Sun Devil since 1998 to play on the USA Baseball National Team. Of the 22 players on the 2004 National Team, Buck played against nine of his summer teammates (Troy Tulowitzki, Jed Lowrie, John Mayberry Jr., Trevor Crowe, Mark Romanczuk, Ian Kennedy, Jeff Clement, Daniel Bard, Cesar Ramos). Jeff Larish, a member of the 2003 National Team that won the silver medal at the Pan Am Games in Santo Domingo, Dominican Republic, also played against several of his former teammates from the 2003 summer, including Romanczuk, Clement and Washington shortstop Brent Lillibridge.

## It's All About Family For Romine, Gosewisch, Bordes and Sferra:

Father/son combinations and brothers have played a unique part of the storied history of Arizona State Baseball. In all, four father/son combinations have played at Arizona State including current freshman shortstop Andrew Romine and his father, Kevin. Kevin Romine played at ASU from 1981-82 and later went on to play seven years with the Boston Red Sox. He holds the ASU career batting average record hitting .408 (223-for-547) and helped lead ASU to the 1981 National Championship. Assistant coach Jay J. Sferra will also get the chance to coach his son, freshman outfielder J.J. Sferra. Father Eddie Bane (1971-73) and son Jaymie Bane (1997), Casey Myers (1998-2001) and his father Clint Myers (1971-73) and Brian Berger (2000) and his father Bill Berger (1970-73) round out the four father/son combos to don the Sun Devil uniform. Nine sets of brothers have graced the ASU rosters through the years, including senior catcher Tuffy Gosewisch and his brother Chip (1996-99) and junior pitcher Brett Bordes and his freshman brother Greg. The other brother combinations include Chris (1975-78) and Sal (1964-65) Bando, Kevin (1978-81) and Pat (1980-82) Dukes, Byron (1979), Dale (1976-79) and Larry (1976-78) Eiler, Greg (1968) and Skip (1964) Hancock, Darrell (1974-77) and Dwayne (1979) Jackson, Jeff (1994) and Mike (1993) Rensmeyer, and John (1971-73) and Tom (1973-75) Sain. Of the nine sets of brothers, four sets played at least one year together at Arizona State.

## Roster Breakdown

2	J.J. Sferra, OF
3	Jeff Landry, UTL
4	Travis Buck, OF/3B
5	Joey Hooft, 3B
6	Seth Dhaenens, UTL
7	Vinny Biancamano, 2B
9	Colin Curtis, OF
10	Tim Esmay, Asst. Coach (3B)
11	Jeff Larish, 1B/OF
12	Andrew Romine, SS
13	Austin Stockfisch, C
14	Rocky Laguna, OF
15	Joe Persichina, 2B
16	Greg Bordes, UTL
17	Seth Garrison, RHP
18	Willy Fox, 1B
19	Joel Bocchi, C
21	Quentin Andes, RHP
25	Eric Williams, OF
28	Eric Sogard, 3B
30	Drew Bowman, LHP
31	Kevin Dryanski, RHP
34	Jason Urquidez, RHP
36	DJ Butler, OF
37	Zechry Zinicola, RHP/DH
38	Jack Krawczyk, Asst. Coach
39	Tuffy Gosewisch, C
40	Pat Bresnehan, RHP
41	Josh Satow, LHP
42	Pat Murphy, Head Coach
45	Erik Averill, LHP
47	Ty Marotz, RHP
49	Brett Bordes, LHP
50	Tony Barnett, RHP
62	Jay J. Sferra, Asst. Coach (1B)

## By Position

Catchers	3
Pitchers	12
Infielders	13
Outfielders	7

\*players with multi-positions included

## By Class

Seniors	6
Juniors	5
Sophomores	6
Freshmen	14

## By State

Arizona	14
California	7
Washington	3
New York	1
Illinois	1
New Mexico	1
Nevada	1
Massachusetts	1
Colorado	1
Texas	1

## Batting

Righties	14
Lefties	12
Switch	5

## Pitching

Righties	8
Lefties	4



# Sun Devil Baseball 2005

## Drafted Devils

Urquidez	2004	Reds (11th)
Larish	2004	Dodgers (13th)
Bowman	2004	Brewers (21st)
Biancamano	2004	Royals (35th)
Romine	2004	Phillies (36th)
Andes	2003	Twins (34th)
Bresnehan	2003	Royals (23rd)
Zinicola	2003	Braves (43rd)
Curtis	2003	Reds (50th)
Buck	2002	Mariners (23rd)
Dhaenens	2002	Red Sox (50th)
Urquidez	2002	Devil Rays (48th)
Larish	2001	Cubs (32nd)

## The .400 Club

Player	Avg.	Year
Paul Lo Duca	.446	1993
Mark Emster	.439	1999
Roger Schmuck	.434	1971
Hubie Brooks	.432	1978
Mike Sodders	.424	1981
Dan McKinley	.423	1997
Chris Bando	.415	1978
Willie Bloomquist	.414	1998
Casey Myers	.412	2000
Bob Horner	.412	1978
Kevin Romine	.410	1981
Kevin Romine	.406	1982
Ken Landreaux	.406	1976
Oddibe McDowell	.405	1984
Dustin Pedroia	.404	2003
Andrew Beinbrink	.402	1999

## ASU Pac-10 POW

Year:	Players	Pitchers
2005	2	1
2004	3	1
2003	5	2
2002	3	2
2001	1	1
2000	4	3
1999	2	2
1998	4	3
1997	4	1
1996	4	0
1995	2	3
<b>Last 10:</b>	<b>33</b>	<b>19</b>
1994	4	3
1993	5	2
1992	2	1
1991	1	3
1990	4	7
1989	5	5
1988	2	2
1987	4	4
1986	1	—
1985	3	—
1984	5	—
1983	1	—
1982	1	—
1981	4	—
<b>Total:</b>	<b>76</b>	<b>46</b>

## ASU and Team USA

### Top College Programs for Team USA:

1.	Stanford	76
2.	USC	42
3.	Georgia Tech	41
	Cal State Fullerton	41
	Miami (Fla.)	41
6.	Florida State	34
7.	Clemson	31
8.	Arizona State	30
9.	Wichita State	29
10.	Texas	26
	Texas A&M	26

\*number reflects an addition of (A) total # of USA National Team players produced from 1984-2004, (B) total # of participations by those players and (C) total # of years (out of 21) the program has produced at least one USA National Team player. ASU has had a player on Team USA in nine of the 21 years, including at least one player in six of the last seven years.

## Zinicola Moves Into Seventh in Record Books For Career Saves:

Sophomore RHP Zechry Zinicola was named to the preseason NCBWA Stopper of the Year Watch List and leads the Sun Devils with four saves this season. Zinicola notched his fourth save of the year against Arizona (5/14) and 12th of his career to rank seventh place in the ASU record books. He is now just one save away from sixth place (Dave Graybill, 1982-84). Zinicola tied the ASU freshman record with eight saves last season and owns a career 6-3 record with a 4.18 ERA in 36 career relief appearances. Overall, he has pitched in 47 games in two years at ASU and is 7-5 with a 4.55 ERA. Here is a look at ASU's career saves leaders:

### ASU Career Saves Leaders:

1.	Doug Nurnberg (1965-67)	25
2.	Kevin Dukes (1978-81)	20
3.	Noah Peery (1993-94)	17
	Ryan Schroyer (2001-03)	17
5.	Ryan Bradley (1995-97)	16
6.	Dave Graybill (1982-84)	13
7.	Zechry Zinicola (2004-P)	12
8.	Mitch Dean (1976-80)	11
9.	Eric Doble (1999-2001)	10

## Curtis Coming of Age:

Sophomore center fielder Colin Curtis has started all 56 games this season and is third on the team batting .332 (73-for-222). He has at least one hit in 44 of 56 games, including a current 10-game hitting streak. Curtis is also among the team leaders with 39 RBI, 36 walks and 17 stolen bases. In addition, Curtis has recorded 23 multi-hit games and has 10 games with two or more RBI. He set a career-high with four hits in ASU's 7-6 loss in 14 innings to Arizona (2/15) and also came up with the game-winning single with two outs in the bottom of the ninth inning in a 11-10 win over New Mexico State (2/7). He was named honorable mention All-Pac-10 last season after hitting .300 (57-for-190) with five home runs, 36 RBI and 12 stolen bases.

Year	Avg	GP-GS	AB	R	H	2B	3B	HR	RBI	BB	SO	SB-ATT
2004....	.300	57-57	190	37	57	11	0	5	36	38	39	12-14
2005....	.332	56-56	220	44	73	12	1	1	39	36	31	17-23
<b>TOTAL...</b>	<b>.317</b>	<b>113-113</b>	<b>410</b>	<b>81</b>	<b>130</b>	<b>23</b>	<b>1</b>	<b>6</b>	<b>75</b>	<b>74</b>	<b>70</b>	<b>29-37</b>

## A Record Breaking Ninth Inning:

The Sun Devils set or tied three school records during the amazing 15-run ninth inning in the 30-13 win over Western Illinois. ASU set a record by recording 16 hits in the inning and sent 21 batters to the plate in the frame. The 15 runs tied a school record, last achieved against Stanford in 1980, and the 16 hits bettered the old record of 12 set against California in 1997. ASU also tied a school record by recording eight consecutive hits in the inning. Travis Buck (single), Colin Curtis (double), Austin Stockfisch (single), Jeff Larish (home run), Willy Fox (double), Joe Persichina (double), Seth Dhaenens (home run) and Greg Bordes (double) to put their names aside a piece of Sun Devil Baseball history. Fox alone went 3-for-3 in the inning falling just a triple short of hitting for the cycle.

## Paul Lo Duca Added To ASU Wall of Distinction:

Former Arizona State catcher Paul Lo Duca became the 14th player to have his jersey honored on the outfield fence at Packard Stadium during a special pregame ceremony before ASU's season opener against nationally ranked Long Beach State. Lo Duca's #16 jersey was added to the outfield wall at Packard, recognizing him as one of the elite players to ever play in the program.

## More Records:

In addition to setting several records in the ninth inning against Western Illinois (3/13), ASU made several other entries into the record books. In addition to setting several offensive records, the 20-3 loss to LSU also made several entries in the pitching record section. Below are a listing of the record book entries from the weekend:

### Team Record Book Entries:

- Total Bases (57 to set school record)
- RBI (29 to rank tied for fourth)
- At-Bats (61 to rank second)
- Runs (30 to tie for fourth)
- Most Runs, One Inning (tied school record with 15 in 9th vs. WIU)
- Most Hits, One Inning (16 to set school record in 9th vs. WIU)
- Hits (35 to set school record vs. WIU)
- Consecutive Hits (8 vs. WIU to tie school record)
- Doubles (7 vs. WIU to tie for ninth)
- Largest Losing Margin (17 runs to LSU to tie for fourth)
- Most Runs Allowed (20 to tie for seventh)
- Most Runs Allowed, One Inning (12 in 4th vs. LSU to tie for third)
- Most Hits Allowed, One Inning (9 in 4th vs. LSU to rank sixth)

### Individual Record Book Entries:

- At-bats (8 by Colin Curtis and Travis Buck to rank second)
- Hits (6 by Travis Buck to tie for second)
- Runs (6 by Jeff Larish to tie the school record)
- Runs (5 by Willy Fox to tie for fourth)
- Triples (2 by Travis Buck to tie for fourth)

## How 2005 Compares To Past Seasons:

Here is a look at how ASU has fared in games 50-60 during the Murphy era (1995-P):

Games	1995	1996	1997	1998	1999	2000	2001	2002	2003	2004	2005
50	33-17	30-20	31-19	33-17	33-17	38-12	33-16-1	31-19	41-9	37-13	30-20
51	33-18	31-20	32-19	33-18	33-18	39-12	34-16-1	32-19	42-9	38-13	30-21
52	34-18	32-20	33-19	33-19	34-18	40-12	34-17-1	33-19	43-9	39-13	30-22
53	34-19	33-20	34-19	33-20	35-18	40-13	35-17-1	34-19	44-9	39-14	31-22
54	34-20	33-21	34-20	33-21	36-18	41-13	35-18-1	35-19	45-9	39-15	32-22
55	34-21	34-21	35-20	34-21	36-19	42-13	36-18-1	36-19	45-10	39-16	33-22
56	---	35-21	36-20	35-21	37-19	43-13	37-18-1	36-20	46-10	40-16	34-22
57	---	---	37-20	35-22	38-19	44-13	37-19-1	37-20	46-11	40-17	---
58	---	---	38-20	36-22	38-20	44-14	37-20-1	37-21	47-11	41-17	---
59	---	---	39-20	37-22	39-20	44-15	---	---	47-12	41-18	---
60	---	---	39-21	38-22	39-21	---	---	---	48-12	---	---



# Sun Devil Baseball 2005

## NCAA Record Consecutive Games Scoring Streak Ends at 506:

The Sun Devils had a piece of history come to an end when their NCAA record 506 consecutive games scoring streak came to an end Feb. 15, 2004 against Oklahoma. The Sooners ended a streak that began April 8, 1995, a day after the USC Trojans shut out the Sun Devils during Pat Murphy's first year at ASU. "The Streak" saw the Devils go 338-167-1 during the 506-game stretch, scoring 4,755 runs (9.40 per game average) from 1995-2004. The Devils made history on April 7, 2001 when they scored at least one run in their 350th consecutive game, breaking the 12-year-old NCAA record exactly six years to the day when they were last shut out. ASU was shut out 9-0 in that game on April 7, 1995 at Dedeaux Field by left-hander Randy Flores. Coastal Carolina previously held the NCAA record at 349 games set from 1983-1989. ASU also had a stretch of 278 games without being shut out from 1990 to 1994, meaning the program has only been shutout in four games dating back to the 1990 season. Notable pitchers the Devils have faced during the streak include Mark Prior (USC), Jeremy Guthrie (Stanford), Barry Zito (USC), Kirk Saarloos (CS Fullerton), Jason Young (Stanford), Ben Diggins (Arizona), Adam Johnson (CS Fullerton), Ryan Drese (Cal), Jeff Weaver (Fresno State), Chad Hutchinson (Stanford), Abe Alvarez and Adam Pettyjohn (Fresno State).

## NCAA Record Consecutive Game Scoring Streaks:

Arizona State	506	April 8, 1995 - Feb. 14, 2004
Coastal Carolina	349	April 16, 1983 - April 10, 1989
Wichita State	332	March 13, 1996 - Feb. 23, 2001
Nebraska	331	May 3, 1998 - June 1, 2003
Florida State	326	April 29, 1984 - Feb. 25, 1989

## ASU And Team USA Connections:

Arizona State baseball has had a long-standing tradition of sending players to play for the USA Baseball National team during the summers. In a recent poll distributed by USA Baseball, ASU ranked No. 8 as a supplier to the National Team. With the selection of Travis Buck to the 2004 USA Baseball National Team, ASU has now had 10 players and 11 total selections don the Red, White and Blue for Team USA since 1984. ASU has also had at least one player on Team USA in six of the last seven years. Buck helped Team USA win the Gold Medal in the FISU World University Baseball Championships last summer in Tainan, Taiwan. Larish was a member of the 2003 squad that finished the summer with a 27-2 record and won a silver medal in the Pan Am Games.

## ASU Players on Team USA:

Oddibe McDowell	1984
Jim Austin	1990
Kaipo Spenser	1995
Willie Bloomquist	1998
Jon Switzer	2000
Casey Myers	2000
Mike Esposito	2001
Dustin Pedroia	2002, 2003
Jeff Larish	2003
Travis Buck	2004

## Sun Devil Baseball NCAA Tournament History:

NCAA Appearances	28	Record in District 7	12-1
All-Time NCAA Record	129-55	CWS Appearances	18
Regional Appearances	20	CWS Titles	5
Regional Titles	13	CWS Runners-up	5
Record in Regionals	59-20	CWS Third-Place Finishes	4
Super Regional Record	1-2	Record at CWS	55-30 (.647)
District 7 Appearances	6		

## NCAA Tournament Breakdown

### NCAA Titles By School

1. USC	12
2. Arizona State	5
Texas	5
LSU	5
5. Miami (Fla.)	4
CS Fullerton	4

### College World Series Wins

1. USC	74
2. Texas	73
3. Arizona State	55
4. Miami	45
5. Oklahoma State	38
Stanford	38

### NCAA Tournament Wins

1. Texas	193
2. USC	170
3. Miami	153
4. Florida State	145
5. Arizona State	129

### CWS Appearances

1. Texas	31
2. USC	21
Miami	21
4. Oklahoma State	19
5. Arizona State	18
Florida State	18

### Years in NCAA Tournament

1. Texas	48
2. Florida State	42
3. USC	35
4. Oklahoma State	33
Miami (Fla.)	33
9. Arizona State	28

## Arizona State's NCAA Record

# 506

## Consecutive Games Scoring Streak

## Attendance Marks

Year	Home Att.	Games	Avg.
2005	78,789	29	2,716
2004	90,249	34	2,654
2003	113,580	40	2,840
2002*	83,165	37	2,248
2001	93,732	34	2,757
2000	110,821	41	2,703
1999	73,796	34	2,170
1998	65,447	28	2,337
1997	93,735	36	2,604
1996	105,669	36	2,935
1995	73,379	37	1,983
1994	46,902	31	1,513
1993	56,833	42	1,353
1992	67,093	33	2,033
1991	80,174	37	2,166
1990	111,083	40	2,777
1989	86,219	33	2,612

\* home games played at Hohokam Park

## The 100 Hit Club

Player	Hits	Year
Paul Lo Duca	129	1993
Hubie Brooks	126	1978
Kevin Romine	121	1982
Dustin Pedroia	120	2003
Ken Landreaux	119	1976
Oddibe McDowell	117	1984
Mike Sodders	114	1981
Dan McKinley	113	1997
Willie Bloomquist	109	1998
Fernando Viña	108	1990
Kevin Higgins	108	1988
Chris Bando	107	1978
Bob Pate	106	1976
Jacob Cruz	105	1994
Antone Williamson	104	1993
Anthony Manahan	104	1990
Steve Willis	104	1988
Kevin Romine	102	1981
Bob Horner	102	1977
Alan Bannister	101	1972
Willie Bloomquist	100	1999
Mike Colbern	100	1976

## Year-by-Year Rankings

Year	Record	BA	SW	CB
2004	41-18	22	20	23
2003	54-14	7	9	10
2002	37-21	22	19	26
2001	37-20-1	22	22	23
2000	44-15	12	16	12
1999	39-21	NR	NR	NR
1998	41-23	2	2	2
1997	39-22	11	13	14
1996	35-21	25	NR	NR
1995	34-21	NR	NR	NR
1994	45-18	5	3	4
1993	46-20	3	7	7
1992	32-24	NR	NR	NR
1991	35-27	NR	---	NR
1990	52-16	5	---	9
1989	42-19	11	---	17
1988	60-13	2	---	2
1987	40-27	11	---	8
1986	34-28	NR	---	NR
1985	31-35	NR	---	NR
1984	55-20	2	---	4
1983	44-24	9	---	3
1982	58-15	3	---	9
1981	55-13	1	---	1
1980	38-25	---	---	NR
1979	32-31	---	---	NR
1978	56-12	---	---	2
1977	57-12	---	---	1
1976	65-10	---	---	3
1975	61-13	---	---	3
1974	39-24	---	---	19
1973	59-8	---	---	2
1972	64-6	---	---	2
1971	50-13	---	---	18
1970	30-22	---	---	NR
1969	56-11	---	---	1
1968	39-14	---	---	17
1967	53-12	---	---	1
1966	41-11	---	---	17
1965	54-8	---	---	1
1964	44-7	---	---	5
1963	34-13	---	---	20
1962	27-18	---	---	26
1961	36-13	---	---	13
1960	32-13	---	---	10
1959	28-18	---	---	NR

BA - Baseball America  
SW - Sports Weekly Coaches Poll  
CB - Collegiate Baseball





# 2005 College Baseball Rankings (5/30)

## Sports Weekly/ESPN

Rank	School .....	2005 Record
1.	Tulane .....	50-9
2.	Oregon State .....	41-9
3.	Cal State Fullerton .....	41-15
4.	Nebraska .....	51-13
5.	Texas .....	45-14
6.	Georgia Tech .....	42-16
7.	Rice .....	41-17
8.	Florida .....	40-20
9.	Arizona .....	37-19
10.	Baylor .....	39-21
11.	Mississippi .....	44-18
12.	LSU .....	38-20
13.	Miami (Fla.) .....	38-17-1
14.	Florida State .....	50-18
15.	North Carolina .....	40-17-1
16.	Long Beach State .....	36-20
17.	Tennessee .....	41-19
18.	USC .....	37-19
19.	Clemson .....	39-21
20.	UL Lafayette .....	47-17
21.	Mississippi State .....	40-20
22.	College of Charleston .....	47-13
23.	South Carolina .....	38-21
24.	Arizona State .....	34-22
25.	NC State .....	40-17

## Baseball America

Rank	School .....	2005 Record
1.	Tulane .....	50-9
2.	Oregon State .....	41-9
3.	Nebraska .....	51-13
4.	Cal State Fullerton .....	41-15
5.	Georgia Tech .....	42-16
6.	Texas .....	45-14
7.	Arizona .....	37-19
8.	Baylor .....	39-21
9.	Mississippi .....	44-18
10.	Tennessee .....	41-19
11.	Florida .....	40-20
12.	Long Beach State .....	36-20
13.	LSU .....	38-20
14.	Rice .....	41-17
15.	Clemson .....	39-21
16.	Missouri .....	39-21
17.	Miami (Fla.) .....	38-17
18.	Alabama .....	38-21
19.	Mississippi State .....	41-20
20.	Florida State .....	50-18
21.	USC .....	37-19
22.	North Carolina State .....	40-17
23.	Arizona State .....	34-22
24.	Texas Christian .....	40-18
25.	Coastal Carolina .....	48-14

## Collegiate Baseball

Rank	School .....	2005 Record
1.	Tulane .....	50-9
2.	Cal State Fullerton .....	41-15
3.	Oregon State .....	41-9
4.	Nebraska .....	51-13
5.	Georgia Tech .....	42-16
6.	Baylor .....	39-21
7.	Texas .....	45-14
8.	Florida .....	40-20
9.	Arizona .....	37-19
10.	Tennessee .....	41-19
11.	Mississippi .....	44-18
12.	Clemson .....	39-21
13.	Miami (Fla.) .....	38-17-1
14.	Florida State .....	50-18
15.	Long Beach State .....	36-20
16.	Louisiana State .....	38-20
17.	Rice .....	41-17
18.	Alabama .....	38-21
19.	USC .....	37-19
20.	Arizona State .....	34-22
21.	North Carolina .....	40-17-1
22.	College of Charleston .....	47-13
23.	UL Lafayette .....	47-17
24.	Coastal Carolina .....	48-14
25.	South Carolina .....	38-21

## NCBWA

Rank	School .....	2005 Record
1.	Tulane .....	50-9
2.	Oregon State .....	41-9
3.	Cal State Fullerton .....	41-15
4.	Nebraska .....	51-13
5.	Texas .....	45-14
6.	Florida .....	40-20
7.	Georgia Tech .....	42-16
8.	Arizona .....	37-19
9.	Baylor .....	39-21
10.	Florida State .....	50-18
11.	Miami (Fla.) .....	38-15
12.	LSU .....	38-20
13.	UL Lafayette .....	47-17
14.	Long Beach State .....	36-20
15.	Rice .....	41-17
16.	Alabama .....	38-21
17.	NC State .....	40-17
18.	North Carolina .....	40-17
19.	Tennessee .....	41-19
20.	College of Charleston .....	47-13
21.	Mississippi .....	44-18
22.	Missouri .....	39-21
23.	Arizona State .....	34-22
24.	Coastal Carolina .....	48-14
25.	TCU .....	40-18

# Sun Devil Baseball 2005

## 2005 Arizona State Baseball Game-by-Game Results

(34-22 Overall, 15-9 Pac-10, 22-7 Packard Stadium, 12-15 Away, 11-15 Ranked Opponents)

Date	Opponent	W-L	Score	Att.	ASU Pitcher	ASU R-H-E-LOB	Record	Notes
1/28	Long Beach State (#14)	L	3-7	4,783	Averill (0-1)	3-11-3-9	0-1	Curtis 3x4, 3B, 2 RBI. ASU loses season opener.
1/29	Long Beach State (#14)	W	8-6	2,926	Zinicola (1-0)	8-11-0-8	1-1	Sferra 2x4, 2 RBI, GW 1B. Hooft 3x4, 2 R, RBI.
1/30	Long Beach State (#14)	L	1-11	2,823	Bordes (0-1)	1-9-1-8	1-2	Zinicola/Gosewisch 2x4 as ASU loses series to LBSU
2/4	New Mexico State\$	W	12-0	2,163	Averill (1-1)	12-15-0-10	2-2	Averill, CG shutout, 14 K's. Larish 4x4, 4 RBI.
2/5	Gonzaga\$	W	10-8	2,073	Urquidez (1-0)	10-14-4-8	3-2	Sferra/Biancamano/Romine 8-for-11, 5 RBI.
2/6	Oregon State\$	L	6-12	2,099	Bordes (0-2)	6-8-5-6	3-3	ASU commits 5 errors. Gosewisch 2-R HR.
2/7	New Mexico State\$	W	11-10	2,547	Zinicola (2-0)	11-15-2-8	4-3	Curtis RBI single in ninth caps 3-run ninth.
2/12	South Alabama#	W	7-2	1,003	Averill (2-1)	7-10-2-6	5-3	Averill CG, 5 H, 8 K. Larish 2x4, 2 RBI, HR.
2/12	Oklahoma#	W	7-5	678	Barnette (1-0)	7-12-1-6	6-3	Larish 2x4, 4 RBI, HR. Barnette 0 R, 3.2 IP.
2/13	Gonzaga#	L	0-2	456	Zinicola (2-1)	0-4-2-6	6-4	ASU limited to four hits. Persichina 2x3.
2/15	at Arizona (#9)	L	6-7 (14)	1,310	Marotz (0-1)	6-11-3-12	6-5	Arizona hits walk-off 2-R HR in 14th.
2/18	at Tulane (#1)	L	2-8	3,784	Urquidez (1-1)	2-6-2-8	6-6	Curtis 2-for-3. Tulane scores three in 1st inning.
2/19	at Tulane (#1)	L	2-7	7,435	Averill (2-2)	2-10-1-8	6-7	Gosewisch 3-for-4, 2 RBI. Tulane scores 5 in 6th.
2/20	at Tulane (#1)	L	3-9	3,085	Bresnehan (0-1)	3-8-1-6	6-8	Fox 1-for-3, HR, 2 RBI in first career start.
2/23	at Arizona (#7)	L	5-11	1,714	Barnette (1-1)	5-9-2-10	6-9	Larish 2-for-3, 2 HR. Arizona scored 9 2-out runs.
2/25	Baylor (#8)	W	5-3	2,627	Urquidez (2-1)	5-5-2-5	7-9	Buck 2-for-4, Grand Slam HR in 7th inning.
2/26	Baylor (#8)	W	12-4	2,603	Bordes (1-2)	12-16-1-7	8-9	Buck 4-for-5. Fox 2-for-4, HR, 4 RBI.
2/27	Baylor (#8)	L	7-8 (10)	2,799	Urquidez (2-2)	7-9-5-6	8-10	Buck 2-for-5. ASU commits 5 errors for 4 UER.
3/4	vs. North Carolina& (#4)	W	4-3 (11)	4,410	Urquidez (3-2)	4-8-1-14	9-10	Urquidez 5.1 IP, 0 H, 0 R, 9 K's to earn victory.
3/5	at East Carolina&	W	10-3	5,023	Averill (3-2)	10-5-1-2	10-10	Gosewisch 2-for-4, 4 RBI. Larish 3-R HR.
3/6	vs. Ohio State%	W	3-0	3,368	Bresnehan (1-1)	3-8-3-8	11-10	Bresnehan/Bordes combine for 6-hit shutout.
3/11	at LSU (#5)	L	5-6	7,298	Zinicola (2-2)	5-9-0-6	11-11	Laguna 2-for-4, 2 RBI. Bullpen 4.1 IP, 0 R.
3/12	vs. Western Illinois^	W	19-1	375	Averill (4-2)	19-23-1-9	12-11	Buck 4x6, 2 3B. Larish 3x6, 2 HR, 5 RBI.
3/13	vs. Western Illinois^	W	30-13	175	Satow (1-0)	30-25-2-13	13-11	ASU sets school record with 35 hits.
3/13	at LSU (#5)	L	3-20	7,422	Bresnehan (1-2)	3-6-3-5	13-12	Gosewisch 1-for-4, 2 RBI, HR.
3/18	Oklahoma	W	5-4	3,516	Urquidez (4-2)	5-10-1-9	14-12	Larish 2x3, 2 BB, walk-off HR in 9th inning.
3/19	Oklahoma	W	5-1	2,915	Averill (5-2)	5-6-2-7	15-12	Averill CG victory with 7 K and 1 UER.
3/20	Oklahoma	W	6-5	3,375	Barnette (2-1)	6-9-0-10	16-12	Buck 3x4, 3 R, RBI. Hooft 3-run double.
3/24	at USC* (#21)	L	8-9	318	Bordes (1-3)	8-11-1-7	16-13	Buck 3x5, 2 2B. Pitchers walk nine in loss.
3/25	at USC* (#21)	W	17-1	738	Bresnehan (2-2)	17-22-4-14	17-13	Bresnehan CG, 4 H, 0 ER. Gosewisch 5x6, 4 RBI.
3/26	at USC* (#21)	W	2-1 (10)	852	Bordes (2-3)	2-5-0-9	18-13	Larish 1-for-2, HR, 2 RBI, GW SF.
4/1	Wright State	W	13-1	2,163	Averill (6-2)	13-16-2-10	19-13	Averill 5 IP, 0 R, 5 K. Hooft 2x3, 3B, 2 RBI.
4/2	Wright State	W	11-3	2,273	Bresnehan (3-2)	11-13-0-12	20-13	Gosewisch 3x5, 4 RBI. Laguna 2x2, 3 R, RBI.
4/3	Wright State	W	14-1	2,077	Urquidez (5-2)	14-15-0-10	21-13	Laguna 3x4, 4 RBI, HR. Larish 2x5, 2B, HR.
4/9	at California (Gm-1)*	W	11-7	472	Bordes (3-3)	11-13-0-12	22-13	Buck 3x4, 2 RBI. Hooft GW solo home run.
4/9	at California (Gm-2)*	L	3-7	403	Bresnehan (3-3)	3-10-1-8	22-14	Curtis 3x4. Larish 2x3, 2 2B.
4/10	at California*	L	3-4	513	Urquidez (5-3)	3-8-0-5	22-15	Cal scores two in ninth off Urquidez to win.
4/15	Stanford* (#14)	W	9-2	2,842	Averill (7-2)	9-12-0-4	23-15	Averill scatters five hits, two runs in 8.0 IP.
4/16	Stanford* (#14)	W	6-5	3,337	Marotz (1-1)	6-9-2-12	24-15	Devils score three in ninth for walk-off win.
4/17	Stanford* (#14)	W	10-9	3,004	Barnette (3-1)	10-11-0-9	25-15	Buck hits 3-R double in 7-run sixth inning.
4/22	UCLA*	W	12-5	2,543	Marotz (2-1)	12-17-2-11	26-15	Buck, Sferra three hits each. Gosewisch HR.
4/23	UCLA*	W	16-2	2,687	Urquidez (6-3)	16-18-0-9	27-15	Buck, Sferra four hits each. Bordes 3.0 IP, 0 R.
4/24	UCLA*	W	10-8	2,259	Zinicola (3-2)	10-16-1-10	28-15	Buck 3-for-4. Larish 2-R GW HR in 6th.
4/29	at Oregon State* (#6)	L	6-5	1,791	Averill (7-3)	5-9-0-6	28-16	Larish 3-for-4, 2-R HR.
4/30	at Oregon State* (#6)	W	3-1	2,012	Urquidez (7-3)	3-11-0-9	29-16	Urquidez/Zinicola combine on five-hitter.
5/1	at Oregon State* (#6)	L	5-1	2,120	Bresnehan (3-4)	1-8-1-9	29-17	Larish 2-for-3, RBI. Buck 2-for-4, R.
5/4	Utah Valley State	L	9-6	2,081	Bordes (3-4)	6-12-2-8	29-18	Buck 2-for-4, HR, 2 R.
5/14	Arizona* (#7)	W	6-2	3,374	Averill (8-3)	6-8-0-9	30-18	Zinicola earns save with 3.0 scoreless innings.
5/15	Arizona* (#7)	L	7-16	3,521	Urquidez (7-4)	7-9-6-7	30-19	Sun Devils commit season-high six errors.
5/16	Arizona* (#8)	L	1-18	3,312	Bordes (3-5)	1-10-1-12	30-20	Big innings cost Devils and have 12 LOB.
5/20	at Washington*	L	4-6	619	Averill (8-4)	4-7-1-9	30-21	Devils leave bases loaded twice. Larish 2x3, RBI.
5/21	at Washington*	L	3-5	671	Zinicola (3-3)	3-7-1-8	30-22	UW scored five in B-9th on two home runs.
5/22	at Washington*	W	2-1	642	Bordes (4-5)	2-4-0-11	31-22	Bresnehan five scoreless IP. Dhaenens 2 RBI.
5/27	Washington State*	W	8-2	2,043	Urquidez (8-4)	8-11-0-9	32-22	Urquidez 7.0 IP, 2 R. Buck 3x4, 2 2B, 2 SB, 3 R.
5/28	Washington State*	W	16-6	2,000	Bordes (5-5)	16-14-1-6	33-22	Larish 2x6, 2 R, 6 RBI, HR. ASU 10-run 6th inn.
5/29	Washington State*	W	7-2	2,024	Barnette (4-1)	7-11-2-5	34-22	Fox 3x4, 2 RBI. ASU turns three DP's.

\* Pac-10 Game

\$ Bob Schaefer Memorial Tournament (Packard Stadium)


# Coca-Cola Spring Training College Baseball Classic (Surprise, Ariz.)

& Keith LeClair Invitational at East Carolina

^ Games played in Baton Rouge, La.



# Sun Devil Baseball 2005



## Arizona State Sun Devil Baseball Overall Statistics

Record: 34-22 Home: 22-7 Away: 6-14 Neutral: 6-1 Pac-10: 15-9

Player	AVG	GP-GS	AB	R	H	2B	3B	HR	RBI	TB	SLG%	BB	HBP	SO	GDP	OB%	SF	SH	SB-ATT	PO	A	E	FLD%
4 Travis Buck.....	.388	56-56	242	67	94	22	3	4	38	134	.554	25	5	32	5	.454	1	5	23-31	76	38	5	.958
6 Seth Dhaenens....	.345	43-28	119	24	41	4	0	2	28	51	.429	17	3	28	1	.436	1	4	8-10	59	93	9	.944
9 Colin Curtis.....	.332	56-56	220	44	73	12	1	1	39	90	.409	36	4	31	6	.430	3	3	17-23	86	1	2	.978
18 Willy Fox.....	.318	37-17	88	23	28	4	1	4	24	46	.523	10	5	25	1	.417	0	0	7-9	3	0	0	1.000
39 Tuffy Gosewisch..	.313	56-56	208	40	65	11	2	6	57	98	.471	25	13	32	2	.410	5	2	5-8	392	51	2	.996
2 J.J. Sfera.....	.310	49-45	155	31	48	4	1	0	17	54	.348	13	3	20	1	.372	1	7	6-13	72	2	3	.961
11 Jeff Larish.....	.308	56-56	211	52	65	15	1	17	56	133	.630	49	3	53	3	.442	2	3	10-13	406	24	7	.984
12 Andrew Romine....	.304	50-48	158	31	48	5	2	0	22	57	.361	11	1	20	2	.351	1	4	14-16	84	125	13	.941
14 Rocky Laguna.....	.301	47-28	113	23	34	10	2	1	26	51	.451	19	6	30	2	.424	1	1	10-11	36	4	2	.952
5 Joey Hooft.....	.294	44-40	153	25	45	7	1	1	26	57	.373	12	4	20	3	.357	2	0	10-16	29	68	7	.933
37 Zechry Zinicola..	.278	32-21	97	13	27	4	0	2	12	37	.381	6	1	19	1	.324	1	0	0-1	95	17	4	.966
15 Joe Persichina...	.210	49-27	105	17	22	4	2	1	13	33	.314	13	2	20	4	.303	2	2	4-4	91	71	4	.976
-----																							
13 Austin Stockfisch	.563	17-0	16	4	9	0	0	0	4	9	.563	1	1	2	0	.611	0	0	0-0	26	2	1	.966
25 Eric Williams....	.500	7-0	2	1	1	0	0	0	1	1	.500	1	0	1	0	.667	0	0	0-0	1	0	0	1.000
7 Vinny Biancamano.	.233	27-11	43	8	10	2	0	0	3	12	.279	5	1	12	2	.327	0	0	0-1	11	18	7	.806
16 Greg Bordes.....	.200	12-2	5	1	1	1	0	0	0	2	.400	1	0	1	1	.333	0	0	0-1	5	9	2	.875
36 DJ Butler.....	.167	17-3	18	1	3	0	0	0	1	3	.167	2	1	10	0	.273	1	0	1-1	3	0	0	1.000
28 Eric Sogard.....	.150	17-2	20	4	3	0	0	0	2	3	.150	4	0	4	0	.292	0	0	0-0	4	8	2	.857
3 Jeff Landry.....	.143	16-4	14	2	2	0	0	0	0	2	.143	3	0	5	0	.294	0	0	1-1	4	12	3	.842
49 Brett Bordes.....	.000	3-0	1	0	0	0	0	0	0	0	.000	0	0	1	0	.000	0	0	0-0	5	21	1	.963
Totals.....	.311	56-56	1988	411	619	105	16	39	369	873	.439	253	53	366	34	.400	21	31	116-159	1502	638	80	.964
Opponents.....	.282	56-56	1965	320	554	108	15	42	298	818	.416	193	51	415	43	.359	13	40	40-74	1465	674	82	.963

LOB - Team (472), Opp (440). DPs turned - Team (52), Opp (41). CI - Team (0), Opp (2). IBB - Team (17), Larish 11, Curtis 2, Buck 1, Zinicola 1, Gosewisch 1, Fox 1, Opp (13). Picked off - Buck 2, Romine 1, Hooft 1.

(All games Sorted by Earned run avg)

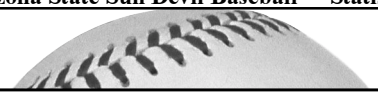
Player	ERA	W-L	APP	GS	CG	SHO/CBO	SV	IP	H	R	ER	BB	SO	2B	3B	HR	AB	B/Avg	WP	HBP	BK	SFA	SHA
45 Erik Averill.....	3.84	8-4	20	16	3	1/0	0	96.0	105	50	41	23	77	21	2	6	376	.279	3	8	0	1	8
49 Brett Bordes.....	3.86	5-5	30	4	0	0/1	2	63.0	56	33	27	21	40	13	0	6	232	.241	2	2	1	2	6
34 Jason Urquidez...	4.21	8-4	23	12	0	0/0	2	94.0	92	54	44	43	75	20	1	9	358	.257	5	7	2	3	7
40 Pat Bresnehan....	5.57	3-4	24	11	1	0/1	1	76.0	89	52	47	28	70	10	4	6	308	.289	5	12	1	2	3
37 Zechry Zinicola..	5.80	3-3	22	7	0	0/0	4	54.1	51	42	35	33	46	13	1	6	203	.251	6	11	0	1	7
50 Tony Barnette....	7.24	4-1	27	4	0	0/0	2	46.0	67	43	37	19	51	16	1	2	201	.333	0	7	0	1	3
-----																							
21 Quentin Andes....	0.00	0-0	3	0	0	0/0	0	2.0	2	0	0	2	1	0	0	0	7	.286	0	1	0	0	0
47 Ty Marotz.....	3.81	2-1	15	1	0	0/0	0	26.0	31	12	11	5	25	4	1	3	101	.307	0	0	0	1	0
31 Kevin Dryanski...	4.67	0-0	11	0	0	0/0	0	17.1	24	11	9	4	8	3	3	3	66	.364	3	2	0	1	4
17 Seth Garrison....	5.50	0-0	13	1	0	0/0	1	18.0	24	14	11	10	21	7	2	0	77	.312	1	1	1	0	2
41 Josh Satow.....	6.75	1-0	4	0	0	0/0	0	8.0	13	9	6	5	1	1	0	1	36	.361	0	0	0	1	0
Totals.....	4.76	34-22	56	56	4	2/1	12	500.2	554	320	265	193	415	108	15	42	1965	.282	25	51	5	13	40
Opponents.....	6.32	22-34	56	56	1	1/1	12	488.1	619	411	343	253	366	105	16	39	1988	.311	35	53	18	21	31

PB - Team (1), Gosewisch 1, Opp (7). Pickoffs - Team (8), Zinicola 3, Urquidez 2, Bresnehan 1, Averill 1, Gosewisch 1, Opp (4). SBA/ATT - Gosewisch (37-62), Bresnehan (16-21), Averill (5-12), Urquidez (3-11), Bordes, B. (4-9), Barnette (4-6), Marotz (2-5), Zinicola (3-5), Garrison (2-3), Stockfisch (2-2), Dryanski (1-2).





# Sun Devil Baseball 2005



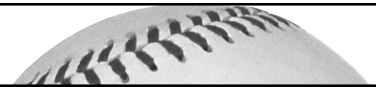
## Arizona State Sun Devil Baseball Fielding Statistics

2005 Arizona State Sun Devil Baseball  
Overall Statistics for Arizona State (as of May 29, 2005)  
(All games Sorted by Fielding pct)

Player	C	PO	A	E	FLD%	Dps	SBA	CSB	SBA%	PB	CI
17 Seth Garrison....	5	2	3	0	1.000	0	2	1	.667	0	0
31 Kevin Dryanski...	4	0	4	0	1.000	0	1	1	.500	0	0
18 Willy Fox.....	3	3	0	0	1.000	0	0	0	---	0	0
47 Ty Marotz.....	3	0	3	0	1.000	2	2	3	.400	0	0
36 DJ Butler.....	3	3	0	0	1.000	0	0	0	---	0	0
25 Eric Williams....	1	1	0	0	1.000	0	0	0	---	0	0
41 Josh Satow.....	1	0	1	0	1.000	0	0	0	---	0	0
39 Tuffy Gosewisch..	445	392	51	2	.996	4	37	25	.597	1	0
11 Jeff Larish.....	437	406	24	7	.984	35	0	0	---	0	0
9 Colin Curtis.....	89	86	1	2	.978	0	0	0	---	0	0
15 Joe Persichina...	166	91	71	4	.976	21	0	0	---	0	0
37 Zechry Zinicola..	116	95	17	4	.966	7	3	2	.600	0	0
13 Austin Stockfisch	29	26	2	1	.966	0	2	0	1.000	0	0
34 Jason Urquidez...	27	3	23	1	.963	2	3	8	.273	0	0
49 Brett Bordes.....	27	5	21	1	.963	1	4	5	.444	0	0
2 J.J. Sferra.....	77	72	2	3	.961	0	0	0	---	0	0
4 Travis Buck.....	119	76	38	5	.958	6	0	0	---	0	0
14 Rocky Laguna.....	42	36	4	2	.952	1	0	0	---	0	0
6 Seth Dhaenens....	161	59	93	9	.944	19	0	0	---	0	0
12 Andrew Romine....	222	84	125	13	.941	26	0	0	---	0	0
5 Joey Hooft.....	104	29	68	7	.933	6	0	0	---	0	0
45 Erik Averill.....	27	3	22	2	.926	1	5	7	.417	0	0
40 Pat Bresnehan....	18	4	12	2	.889	0	16	5	.762	0	0
50 Tony Barnette....	9	2	6	1	.889	1	4	2	.667	0	0
16 Greg Bordes.....	16	5	9	2	.875	2	0	0	---	0	0
28 Eric Sogard.....	14	4	8	2	.857	0	0	0	---	0	0
3 Jeff Landry.....	19	4	12	3	.842	1	0	0	---	0	0
7 Vinny Biancamano.	36	11	18	7	.806	8	0	0	---	0	0
21 Quentin Andes....	0	0	0	0	.000	0	0	0	---	0	0
30 Drew Bowman.....	0	0	0	0	.000	0	0	0	---	0	0
Totals.....	2220	1502	638	80	.964	52	40	34	.541	1	0
Opponents.....	2221	1465	674	82	.963	41	116	43	.730	7	2



# Sun Devil Baseball 2005



## Arizona State Sun Devil Baseball Pac-10 Statistics

Record: 15-9 Home: 10-2 Away: 5-7 Pac-10: 15-9

Player	AVG	GP-GS	AB	R	H	2B	3B	HR	RBI	TB	SLG%	BB	HBP	SO	GDP	OB%	SF	SH	SB-ATT	PO	A	E	FLD%
4 Travis Buck.....	.426	24-24	101	29	43	12	0	1	15	58	.574	13	1	13	3	.496	0	5	15-18	30	17	1	.979
13 Austin Stockfisch	.400	8-0	10	1	4	0	0	0	3	4	.400	1	1	2	0	.500	0	0	0-0	10	1	1	.917
7 Vinny Biancamano.	.375	6-1	8	1	3	0	0	0	0	3	.375	1	0	1	0	.444	0	0	0-0	1	2	1	.750
6 Seth Dhaenens....	.372	22-21	78	14	29	4	0	0	17	33	.423	11	1	20	1	.451	1	4	5-7	42	61	4	.963
2 J.J. Sferra.....	.349	21-21	63	13	22	1	0	0	10	23	.365	9	3	6	0	.453	0	4	2-4	31	2	1	.971
12 Andrew Romine....	.345	18-16	58	11	20	1	0	0	6	21	.362	4	0	7	1	.387	0	1	7-7	26	47	3	.961
18 Willy Fox.....	.323	14-4	31	7	10	0	1	0	8	12	.387	4	1	10	0	.417	0	0	1-3	0	0	0	.000
9 Colin Curtis.....	.316	24-24	95	19	30	5	0	1	16	38	.400	14	2	16	3	.414	0	3	8-12	48	1	0	1.000
39 Tuffy Gosewisch..	.299	24-24	87	19	26	5	1	1	24	36	.414	13	6	15	1	.421	1	2	2-3	152	14	2	.988
11 Jeff Larish.....	.294	24-24	85	20	25	6	0	6	24	49	.576	25	2	23	1	.456	2	2	5-8	165	12	2	.989
37 Zechry Zinicola..	.282	12-7	39	6	11	2	0	1	4	16	.410	2	0	9	0	.317	0	0	0-1	58	13	2	.973
5 Joey Hooft.....	.231	23-19	78	14	18	1	0	1	11	22	.282	5	3	11	2	.295	2	0	3-5	16	32	2	.960
14 Rocky Laguna.....	.231	20-13	52	9	12	5	0	0	6	17	.327	8	3	17	1	.365	0	1	1-2	19	1	2	.909
36 DJ Butler.....	.200	3-0	5	0	1	0	0	0	0	1	.200	0	0	4	0	.200	0	0	0-0	0	0	0	.000
15 Joe Persichina...	.167	17-11	36	5	6	2	1	0	7	10	.278	4	1	5	3	.256	2	0	1-1	26	26	1	.981
28 Eric Sogard.....	.167	5-0	6	2	1	0	0	0	1	1	.167	1	0	1	0	.286	0	0	0-0	0	2	0	1.000
49 Brett Bordes.....	.000	1-0	1	0	0	0	0	0	0	0	.000	0	0	1	0	.000	0	0	0-0	1	9	1	.909
-----																							
34 Jason Urquidez...	.000	2-2	0	0	0	0	0	0	0	0	.000	0	0	0	0	.000	0	0	0-0	2	10	0	1.000
41 Josh Satow.....	.000	2-2	0	0	0	0	0	0	0	0	.000	0	0	0	0	.000	0	0	0-0	0	0	0	.000
30 Drew Bowman.....	.000	1-1	0	0	0	0	0	0	0	0	.000	0	0	0	0	.000	0	0	0-0	0	0	0	.000
3 Jeff Landry.....	.000	2-1	0	0	0	0	0	0	0	0	.000	0	0	0	0	.000	0	0	0-0	0	0	0	.000
45 Erik Averill.....	.000	1-1	0	0	0	0	0	0	0	0	.000	0	0	0	0	.000	0	0	0-0	1	11	0	1.000
Totals.....	.313	24-24	833	170	261	44	3	11	152	344	.413	115	24	161	16	.408	8	22	50-71	633	272	24	.974
Opponents.....	.288	24-24	812	130	234	38	7	16	122	334	.411	92	22	156	21	.373	6	19	19-34	623	283	34	.964

LOB - Team (210), Opp (188). DPs turned - Team (23), Opp (19). CI - Team (0), Opp (1). IBB - Team (8), Larish 4, Fox 1, Zinicola 1, Curtis 1, Buck 1, Opp (6). Picked off - Buck 1.

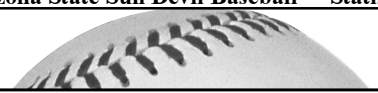
(Pac-10 games only Sorted by Earned run avg)

Player	ERA	W-L	APP	GS	CG	SHO/CBO	SV	IP	H	R	ER	BB	SO	2B	3B	HR	AB	B/Avg	WP	HBP	BK	SFA	SHA
41 Josh Satow.....	0.00	0-0	2	0	0	0/0	0	1.0	2	0	0	1	0	0	0	0	5	.400	0	0	0	0	0
17 Seth Garrison....	2.16	0-0	6	1	0	0/0	0	8.1	11	4	2	5	6	0	1	0	35	.314	1	0	0	0	1
47 Ty Marotz.....	2.84	2-0	8	0	0	0/0	0	12.2	14	4	4	4	14	2	0	1	49	.286	0	0	0	0	0
34 Jason Urquidez...	3.23	3-2	9	7	0	0/0	1	47.1	43	19	17	20	29	6	0	3	172	.250	1	5	1	1	4
49 Brett Bordes.....	3.75	4-2	15	1	0	0/0	1	24.0	18	11	10	12	16	6	0	2	84	.214	2	2	0	1	3
37 Zechry Zinicola..	6.00	1-1	11	2	0	0/0	3	21.0	19	14	14	15	17	6	0	2	74	.257	1	5	0	0	4
45 Erik Averill.....	6.08	2-2	10	7	0	0/0	0	37.0	45	30	25	13	23	8	2	4	146	.308	0	3	0	1	4
40 Pat Bresnehan....	6.26	1-2	12	5	1	0/0	1	41.2	53	33	29	13	33	5	2	2	171	.310	4	4	0	2	1
50 Tony Barnette....	6.92	2-0	9	1	0	0/0	2	13.0	19	10	10	7	16	4	0	0	55	.345	0	3	0	0	1
31 Kevin Dryanski...	9.00	0-0	4	0	0	0/0	0	5.0	10	5	5	2	2	1	2	2	21	.476	1	0	0	1	1
Totals.....	4.95	15-9	24	24	1	0/0	8	211.0	234	130	116	92	156	38	7	16	812	.288	10	22	1	6	19
Opponents.....	6.02	9-15	24	24	1	0/0	5	207.2	261	170	139	115	161	44	3	11	833	.313	17	24	4	8	22

PB - Team (1), Gosewisch 1, Opp (3). Pickoffs - Team (4), Zinicola 3, Averill 1, Opp (1). SBA/ATT - Gosewisch (16-27), Bresnehan (9-11), Averill (4-7), Urquidez (1-6), Barnette (2-4), Stockfisch (2-2), Bordes, B. (0-2), Zinicola (2-2), Marotz (1-1), Garrison (0-1).



# Sun Devil Baseball 2005



## Arizona State Sun Devil Baseball Statistics Summary

Inning-by-inning	1	2	3	4	5	6	7	8	9	EX	Total
-----	--	--	--	--	--	--	--	--	--	--	-----
Arizona State	44	53	40	54	46	51	52	40	26	5	411
Opponents	25	17	39	58	49	40	21	31	35	5	320

### Win-Loss Record When

Overall.....	34-22	After 6 leading.....	28-4
Conference.....	15-9	..... trailing.....	1-18
Non-Conference.....	19-13	..... tied.....	5-0
Home games.....	22-7	After 7 leading.....	30-3
Away games.....	6-14	..... trailing.....	1-18
Neutral site.....	6-1	..... tied.....	3-1
Day games.....	16-14	After 8 leading.....	30-3
Night games.....	18-8	..... trailing.....	1-18
vs Left starter.....	13-10	..... tied.....	3-1
vs Right starter....	21-12		
1-Run games.....	8-6	Hit 0 home runs.....	15-14
2-Run games.....	6-3	... 1 home run.....	13-7
5+Run games.....	16-9	... 2+ home runs....	6-1
Extra innings.....	2-2		
Shutouts.....	2-1	Opponent 0 home runs	22-8
		..... 1 home run.	9-7
		..... 2+ HRs.....	3-7
Scoring 0-2 runs....	2-6		
..... 3-5 runs....	6-10	Made 0 errors.....	14-3
..... 6-9 runs....	9-6	.... 1 error.....	8-9
..... 10+ runs....	17-0	.... 2+ errors.....	12-10
Opponent 0-2 runs... 16-1			
..... 3-5 runs... 10-3		Opp. made 0 errors..	5-11
..... 6-9 runs... 6-12		..... 1 error...	9-6
..... 10+ runs... 2-6		..... 2+ errors.	20-5
Scored in 1st inning 15-4		Out-hit opponent....	26-2
Opp. scored in 1st.. 9-7		Out-hit by opponent.	5-18
Scores first..... 24-10		Hits are tied.....	3-2
Opp. scores first... 10-12			

### Record when team scores:

Runs	0	1	2	3	4	5	6	7	8	9	10+
W-L	0-1	0-3	2-2	2-6	1-1	3-3	3-3	3-2	2-1	1-0	17-0

### Record when opponent scores:

Runs	0	1	2	3	4	5	6	7	8	9	10+
W-L	2-0	8-0	6-1	4-0	2-1	4-2	2-3	1-4	2-2	1-3	2-6

### Record when leading after:

Inn.	1	2	3	4	5	6	7	8
W-L	15-2	24-6	24-6	29-4	27-3	28-4	30-3	30-3

### Record when trailing after:

Inn.	1	2	3	4	5	6	7	8
W-L	3-6	3-7	3-12	3-14	3-17	1-18	1-18	1-18

### Record when tied after:

Inn.	1	2	3	4	5	6	7	8
W-L	16-14	7-9	7-4	2-4	4-2	5-0	3-1	3-1

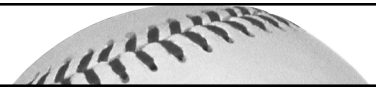
Current winning streak : 4  
 Longest winning streak : 6  
 Longest losing streak : 6

Home attendance : 78789 ( 29 dates avg = 2716 )  
 Away attendance : 58687 ( 27 dates avg = 2173 )  
 Total attendance: 137476 ( 56 dates avg = 2454 )





# Sun Devil Baseball 2005



## Arizona State Game-by-Game – Hitting

Date	Opponent	AB	R	H	RBI	2B	3B	HR	BB	IBB	SB	CS	HBP	SAC	SF	GDP	K	PO	A	E	Avg
Jan 28, 2005	Long Beach State	36	3	11	3	1	1	0	3	0	0	1	0	0	0	1	10	27	6	3	.306
Jan 29, 2005	Long Beach State	33	8	11	6	2	1	0	5	0	2	1	0	1	1	0	4	27	7	0	.319
Jan 30, 2005	Long Beach State	35	1	9	1	3	0	0	1	0	0	0	0	0	0	0	7	27	12	1	.298
Feb 04, 2005	New Mexico State	39	12	15	10	3	1	0	6	0	4	0	0	0	1	0	8	27	10	0	.322
Feb 05, 2005	Gonzaga	37	10	14	10	4	0	0	3	0	3	0	1	0	1	0	4	27	11	4	.333
Feb 06, 2005	Oregon State	35	6	8	6	3	0	1	1	0	2	0	2	1	0	0	9	27	17	5	.316
Feb 07, 2005	New Mexico State	39	11	15	9	6	1	0	6	0	6	0	0	0	1	2	10	27	13	2	.327
Feb 12, 2005	vs South Alabama	31	7	10	7	1	0	1	3	0	3	2	3	0	0	0	3	27	12	2	.326
Feb 12, 2005	vs Oklahoma	34	7	12	7	2	0	1	3	0	0	1	0	0	0	2	5	27	13	1	.329
Feb 13, 2005	vs Gonzaga	30	0	4	0	0	0	0	3	0	0	1	0	0	0	0	5	27	14	2	.312
Feb 15, 2005	at Arizona	48	6	11	6	2	0	0	7	1	3	2	3	1	1	1	9	41	12	3	.302
Feb 18, 2005	at Tulane	34	2	6	2	0	0	0	3	0	0	0	0	0	0	0	11	24	7	2	.292
Feb 19, 2005	at Tulane	34	2	10	2	1	0	0	2	0	1	0	0	1	0	0	3	24	14	1	.292
Feb 20, 2005	at Tulane	34	3	8	3	3	0	1	1	0	2	1	1	0	0	0	4	24	8	1	.289
Feb 23, 2005	at Arizona	35	5	9	5	0	1	2	6	0	1	0	1	0	0	1	10	24	9	3	.287
Feb 25, 2005	Baylor	29	5	5	5	0	0	1	2	0	0	0	1	1	1	1	4	27	12	2	.281
Feb 26, 2005	Baylor	33	12	16	11	2	0	1	7	1	1	3	0	1	2	1	2	27	7	1	.292
Feb 27, 2005	Baylor	37	7	9	7	0	1	1	4	0	2	1	0	2	0	0	11	30	18	5	.289
Mar 04, 2005	vs North Carolina	40	4	8	2	2	0	0	7	1	5	1	3	0	0	1	15	33	14	1	.284
Mar 05, 2005	at East Carolina	32	10	5	7	0	0	2	7	0	1	1	0	0	0	0	8	27	9	1	.278
Mar 06, 2005	vs Ohio State	28	3	8	3	2	0	0	6	0	4	1	0	1	0	1	6	27	16	3	.278
Mar 11, 2005	at LSU	34	5	9	5	1	0	0	1	0	0	1	2	0	1	0	6	24	10	0	.278
Mar 12, 2005	vs Western Illinois	49	19	23	15	6	3	3	2	0	2	0	1	0	0	2	3	27	11	1	.289
Mar 13, 2005	vs Western Illinois	61	30	35	29	7	0	5	6	0	3	0	2	0	1	3	4	27	10	2	.309
Mar 13, 2005	at LSU	33	3	6	3	0	0	1	2	0	1	0	0	0	0	0	2	24	7	3	.304
Mar 18, 2005	Oklahoma	34	5	10	5	2	1	1	3	2	1	1	1	0	1	0	6	27	14	1	.304
Mar 19, 2005	Oklahoma	29	5	6	3	1	1	0	4	1	3	0	2	0	1	0	4	27	17	2	.301
Mar 20, 2005	Oklahoma	33	6	9	5	2	0	2	6	3	1	0	1	0	0	0	6	27	16	0	.300
Mar 24, 2005	at *USC	36	8	11	6	5	0	0	5	2	1	1	1	0	0	1	11	24	9	1	.300
Mar 25, 2005	at *USC	48	17	22	14	4	1	2	4	0	0	0	3	1	1	0	8	27	12	4	.307
Mar 26, 2005	at *USC	34	2	5	2	0	0	1	4	1	1	1	2	0	1	1	7	30	12	0	.302
Apr 01, 2005	Wright State	38	13	16	13	0	1	1	8	0	6	1	1	0	0	1	3	27	11	2	.306
Apr 02, 2005	Wright State	35	11	13	9	2	0	0	11	0	4	2	1	0	0	0	9	27	10	0	.308
Apr 03, 2005	Wright State	40	14	15	14	1	1	3	5	0	1	0	2	0	1	0	3	27	7	0	.310
Apr 09, 2005	at *California	35	11	13	9	3	0	1	8	0	1	0	2	4	1	0	5	27	15	0	.312
Apr 09, 2005	at *California	35	3	10	3	3	0	0	2	0	0	0	0	1	0	1	6	24	10	1	.311
Apr 10, 2005	at *California	33	3	8	3	2	0	0	1	0	0	1	0	1	0	0	6	25	10	0	.310
Apr 15, 2005	*Stanford	34	9	12	8	2	0	1	1	0	1	2	2	0	0	0	4	27	4	0	.311
Apr 16, 2005	*Stanford	32	6	9	6	1	1	1	10	0	1	1	1	1	0	1	10	27	11	2	.310
Apr 17, 2005	*Stanford	36	10	11	9	3	0	0	6	0	4	0	1	0	0	0	8	27	12	0	.310
Apr 22, 2005	*UCLA	38	12	17	12	1	0	1	3	0	3	0	3	3	0	1	7	27	16	2	.314
Apr 23, 2005	*UCLA	39	16	18	13	5	0	0	5	0	2	1	2	0	3	0	6	27	14	0	.317
Apr 24, 2005	*UCLA	38	10	16	10	2	0	1	4	0	8	0	1	0	1	2	6	27	8	1	.320
Apr 29, 2005	at *Oregon State	34	5	9	4	0	0	1	4	0	2	3	0	0	0	1	4	24	13	0	.319
Apr 30, 2005	at *Oregon State	35	3	11	2	2	0	0	2	0	4	2	1	1	0	1	6	27	18	0	.319
May 01, 2005	at *Oregon State	34	1	8	1	0	0	0	3	0	0	0	0	0	0	1	5	24	11	1	.317
May 04, 2005	Utah Valley State	36	6	12	4	2	0	1	4	0	4	1	1	0	0	1	11	27	12	2	.317
May 14, 2005	*Arizona	31	6	8	5	0	0	0	6	2	1	0	0	2	0	1	8	27	12	0	.316
May 15, 2005	*Arizona	34	7	9	6	0	0	0	5	0	2	0	0	1	1	1	7	27	8	6	.315
May 16, 2005	*Arizona	38	1	10	1	2	0	0	0	0	0	0	2	0	0	1	6	27	8	1	.314
May 20, 2005	at *Washington	29	4	7	4	0	0	1	7	0	2	0	1	3	0	2	13	24	8	1	.313
May 21, 2005	at *Washington	32	3	7	3	0	0	0	5	0	4	1	0	1	0	0	6	26	8	1	.311
May 22, 2005	at *Washington	29	2	4	2	0	0	0	9	0	0	1	1	1	0	0	5	27	9	0	.309
May 27, 2005	*Washington State	35	8	11	8	4	1	0	6	1	4	0	0	0	0	0	4	27	16	0	.309
May 28, 2005	*Washington State	36	16	14	16	5	0	1	8	1	2	1	1	1	0	0	5	27	16	1	.310
May 29, 2005	*Washington State	28	7	11	5	0	0	0	7	1	7	6	0	1	0	1	8	27	12	2	.311
<b>Totals</b>		<b>1988</b>	<b>411</b>	<b>619</b>	<b>369</b>	<b>105</b>	<b>16</b>	<b>39</b>	<b>253</b>	<b>17</b>	<b>116</b>	<b>43</b>	<b>53</b>	<b>31</b>	<b>21</b>	<b>34</b>	<b>366</b>	<b>1502</b>	<b>638</b>	<b>80</b>	<b>.311</b>



# Sun Devil Baseball 2005

## Arizona State Game-by-Game -- Pitching

Date	Opponent	IP	H	R	ER	BB	SO	2B	3B	HR	WP	BK	HBP	DP	IBB	Score	W-L	SV	ERA
Jan 28, 2005	Long Beach State	9.0	10	7	3	3	11	3	0	0	3	0	5	0	2	3-7	0-1	0	3.00
Jan 29, 2005	Long Beach State	9.0	13	6	6	1	9	4	1	0	1	0	0	0	0	8-6	1-1	0	4.50
Jan 30, 2005	Long Beach State	9.0	16	11	8	3	11	4	0	1	1	0	3	1	0	1-11	1-2	0	5.67
Feb 04, 2005	New Mexico State	9.0	7	0	0	0	14	1	0	0	0	0	0	1	0	12-0	2-2	0	4.25
Feb 05, 2005	Gonzaga	9.0	11	8	7	2	4	4	0	1	0	1	1	0	0	10-8	3-2	1	4.80
Feb 06, 2005	Oregon State	9.0	15	12	10	3	10	5	1	1	0	0	1	0	0	6-12	3-3	1	5.67
Feb 07, 2005	New Mexico State	9.0	9	10	7	4	6	2	1	2	2	0	2	1	0	11-10	4-3	1	5.86
Feb 12, 2005	vs South Alabama	9.0	5	2	1	1	8	1	0	0	0	0	0	0	0	7-2	5-3	1	5.25
Feb 12, 2005	vs Oklahoma	9.0	11	5	4	2	8	1	0	0	1	1	0	1	0	7-5	6-3	1	5.11
Feb 13, 2005	vs Gonzaga	9.0	7	2	1	1	7	0	0	0	0	0	0	1	0	0-2	6-4	1	4.70
Feb 15, 2005	at Arizona	13.2	12	7	6	5	13	0	1	2	0	1	0	1	0	6-7	6-5	1	4.60
Feb 18, 2005	at Tulane	8.0	10	8	7	7	9	2	1	1	2	0	0	1	1	2-8	6-6	1	4.84
Feb 19, 2005	at Tulane	8.0	13	7	7	3	4	2	0	0	1	0	2	1	1	2-7	6-7	1	5.04
Feb 20, 2005	at Tulane	8.0	10	9	9	4	3	3	0	2	0	0	2	3	0	3-9	6-8	1	5.36
Feb 23, 2005	at Arizona	8.0	16	11	9	1	4	4	1	3	0	0	1	1	1	5-11	6-9	1	5.64
Feb 25, 2005	Baylor	9.0	10	3	2	2	10	3	0	0	0	0	0	1	1	5-3	7-9	1	5.41
Feb 26, 2005	Baylor	9.0	8	4	2	2	6	3	0	1	0	1	1	1	0	12-4	8-9	1	5.21
Feb 27, 2005	Baylor	10.0	10	8	4	5	7	4	0	1	1	0	1	0	1	7-8	8-10	1	5.11
Mar 04, 2005	vs North Carolina	11.0	3	3	3	7	14	0	0	2	0	0	1	1	0	4-3	9-10	1	4.95
Mar 05, 2005	at East Carolina	9.0	7	3	2	5	4	2	0	1	0	0	0	2	0	10-3	10-10	1	4.80
Mar 06, 2005	vs Ohio State	9.0	6	0	0	3	8	1	0	0	0	0	1	0	0	3-0	11-10	2	4.58
Mar 11, 2005	at LSU	8.0	10	6	6	5	4	2	0	1	0	0	0	1	0	5-6	11-11	2	4.66
Mar 12, 2005	vs Western Illinois	9.0	8	1	1	3	9	2	0	0	0	0	0	2	0	19-1	12-11	3	4.51
Mar 13, 2005	vs Western Illinois	9.0	18	13	10	4	4	2	0	1	0	0	0	2	0	30-13	13-11	3	4.73
Mar 13, 2005	at LSU	8.0	20	20	15	7	10	3	2	6	0	0	1	2	0	3-20	13-12	3	5.16
Mar 18, 2005	Oklahoma	9.0	6	4	4	4	10	1	0	0	2	0	3	1	0	5-4	14-12	3	5.12
Mar 19, 2005	Oklahoma	9.0	5	1	0	2	7	0	0	0	0	0	0	0	0	5-1	15-12	3	4.93
Mar 20, 2005	Oklahoma	9.0	9	5	5	5	8	1	0	0	0	0	2	1	0	6-5	16-12	4	4.93
Mar 24, 2005	at *USC	8.0	10	9	9	9	6	0	1	0	0	0	3	1	0	8-9	16-13	4	5.09
Mar 25, 2005	at *USC	9.0	4	1	0	2	5	0	0	0	1	0	1	1	0	17-1	17-13	4	4.92
Mar 26, 2005	at *USC	10.0	8	1	1	3	2	2	0	1	0	0	1	1	1	2-1	18-13	5	4.78
Apr 01, 2005	Wright State	9.0	11	1	0	1	6	1	0	0	0	0	2	3	0	13-1	19-13	5	4.63
Apr 02, 2005	Wright State	9.0	7	3	3	1	12	2	0	0	0	0	0	0	0	11-3	20-13	5	4.58
Apr 03, 2005	Wright State	9.0	5	1	1	2	11	1	0	0	1	0	0	0	0	14-1	21-13	5	4.48
Apr 09, 2005	at *California	9.0	12	7	7	4	6	5	0	2	0	0	3	1	0	11-7	22-13	5	4.55
Apr 09, 2005	at *California	8.0	15	7	6	3	4	0	0	2	1	0	1	2	0	3-7	22-14	5	4.60
Apr 10, 2005	at *California	8.1	9	4	4	4	7	1	0	1	0	0	1	1	1	3-4	22-15	5	4.59
Apr 15, 2005	*Stanford	9.0	5	2	2	2	7	2	0	1	0	0	1	0	0	9-2	23-15	5	4.53
Apr 16, 2005	*Stanford	9.0	9	5	5	1	10	2	0	0	1	1	2	2	0	6-5	24-15	5	4.54
Apr 17, 2005	*Stanford	9.0	17	9	9	3	6	2	0	1	1	0	0	2	0	10-9	25-15	6	4.65
Apr 22, 2005	*UCLA	9.0	7	5	1	1	9	1	0	1	0	0	0	2	0	12-5	26-15	7	4.56
Apr 23, 2005	*UCLA	9.0	7	2	2	3	9	0	0	1	0	0	0	1	0	16-2	27-15	8	4.50
Apr 24, 2005	*UCLA	9.0	11	8	8	6	10	1	1	0	0	0	2	1	0	10-8	28-15	9	4.58
Apr 29, 2005	at *Oregon State	8.0	12	6	6	3	4	1	0	1	0	0	0	1	0	5-6	28-16	9	4.63
Apr 30, 2005	at *Oregon State	9.0	5	1	1	5	4	1	0	0	0	0	0	0	0	3-1	29-16	10	4.54
May 01, 2005	at *Oregon State	8.0	9	5	4	1	5	2	0	0	1	0	1	0	1	1-5	29-17	10	4.54
May 04, 2005	Utah Valley State	9.0	12	9	6	3	8	6	0	0	0	0	0	0	0	6-9	29-18	10	4.57
May 14, 2005	*Arizona	9.0	6	2	2	5	5	3	0	0	0	0	1	1	1	6-2	30-18	11	4.52
May 15, 2005	*Arizona	9.0	18	16	12	5	4	2	3	3	1	0	0	2	0	7-16	30-19	11	4.67
May 16, 2005	*Arizona	9.0	17	18	17	4	10	7	1	0	2	0	0	0	0	1-18	30-20	11	4.92
May 20, 2005	at *Washington	8.0	13	6	6	6	8	2	0	0	1	0	1	0	1	4-6	30-21	11	4.95
May 21, 2005	at *Washington	8.2	7	5	5	5	5	0	0	2	0	0	2	0	0	3-5	30-22	11	4.96
May 22, 2005	at *Washington	9.0	4	1	1	7	7	0	0	0	0	0	0	0	0	2-1	31-22	12	4.88
May 27, 2005	*Washington State	9.0	9	2	2	2	5	2	0	0	0	0	0	1	0	8-2	32-22	12	4.83
May 28, 2005	*Washington State	9.0	13	6	5	6	10	1	1	0	0	0	1	0	1	16-6	33-22	12	4.83
May 29, 2005	*Washington State	9.0	7	2	1	2	8	1	0	0	1	0	1	3	0	7-2	34-22	12	4.76
<b>Totals</b>		<b>500.2</b>	<b>554</b>	<b>320</b>	<b>265</b>	<b>193</b>	<b>415</b>	<b>108</b>	<b>15</b>	<b>42</b>	<b>25</b>	<b>5</b>	<b>51</b>	<b>52</b>	<b>13</b>	<b>411-320</b>	<b>34-22</b>	<b>12</b>	<b>4.76</b>

\* = Pac-10 game



# Sun Devil Baseball 2005

## Home Runs and Misc. Hitting Breakdown:

Player	Multi-Hit Games					Multi RBI	HR Total	Home Run Breakdown						Last Home Run
	Total	2	3	4	5+			H	A	Solo	2	3	GS	
Vinny Biancamano	1	0	1	0	0	1	0	0	0	0	0	0	0	None
Travis Buck	31 (75)	21	6	3	1	9 (34)	4 (17)	4	0	2	1	0	1	5/4/05 vs. UVSC
DJ Butler	0	0	0	0	0	0	0	0	0	0	0	0	0	None
Colin Curtis	23 (38)	18	4	1	0	10 (19)	1 (6)	0	1	0	1	0	0	3/25/05 at USC
Seth Dhaenens	13 (19)	10	3	0	0	7 (8)	2 (2)	1	1	0	2	0	0	4/1/05 vs. Wright State
Willy Fox	7	4	2	1	0	8	4	2	2	0	3	1	0	3/13/05 vs. Western Illinois
Tuffy Gosewisch	18 (54)	12	4	0	1	17 (42)	6 (10)	3	3	2	4	0	0	4/22/05 vs. UCLA
Joey Hooft	12	11	1	0	0	8	1 (6)	0	1	1	0	0	0	4/9/05 at California (Gm 1)
Rocky Laguna	11	7	4	0	0	6	1	1	0	0	0	1	0	4/3/05 vs. Wright State
Jeff Landry	0	0	0	0	0	0	0	0	0	0	0	0	0	None
Jeff Larish	20 (81)	16	2	2	0	15 (59)	17 (45)	5	12	6	6	5	0	5/28/05 vs. WSU
Joe Persichina	4 (17)	4	0	0	0	2 (6)	1 (2)	1	0	1	0	0	0	4/3/05 vs. Wright State
Andrew Romine	11	7	3	0	1	4	0	0	0	0	0	0	0	None
J.J. Sferra	14	12	1	1	0	4	0	0	0	0	0	0	0	None
Austin Stockfisch	2	2	0	0	0	1	0	0	0	0	0	0	0	None
Eric Williams	0	0	0	0	0	0	0	0	0	0	0	0	0	None
Zechry Zinicola	6 (13)	5	0	0	0	5 (11)	2 (5)	0	2	0	2	0	0	5/20/05 at WASH
Team Totals	173	131	31	8	3	97	39	17	22	12	19	7	1	Larish (5/28 vs. WSU)

(career in parenthesis)

## Lineup Card - Record Breakdown:

- 1 - Curtis (9-7), Hooft (3-4), Buck (0-4), Sferra (4-3), Laguna (14-3), Landry (0-1), Dhaenens (1-0), Larish (3-0)
- 2 - Buck (29-13), Hooft (5-6), Gosewisch (0-1), Curtis (0-1), Sferra (0-1)
- 3 - Buck (5-5), Gosewisch (14-6), Larish (5-2), Hooft (0-1), Curtis (10-7), Dhaenens (0-1)
- 4 - Larish (22-16), Zinicola (2-1), Curtis (1-1), Gosewisch (5-4), Fox (3-1)
- 5 - Gosewisch (11-9), Curtis (14-6), Zinicola (2-2), Larish (3-2), Persichina (0-2), Fox (2-1), Dhaenens (1-0), Urquidez (1-0)
- 6 - Biancamano (1-2), Persichina (3-2), Gosewisch (3-1), Zinicola (1-3), Laguna (5-2), Hooft (8-2), Fox (6-3), Sogard (1-0), Larish (1-1), Dhaenens (5-3), Urquidez (0-1), Sferra (0-1), Satow (0-1)
- 7 - Persichina (3-3), Hooft (6-3), Biancamano (4-3), Zinicola (3-3), Larish (0-2), Gosewisch (1-1), Sogard (0-1), Landry (2-0), Butler (3-0), Laguna (0-1), Dhaenens (9-5), Averill (1-0), Sferra (1-1)
- 8 - Romine (10-10), Landry (1-0), Fox (0-1), Laguna (1-2), Sferra (12-3), Persichina (5-4), Dhaenens (3-0), Biancamano (0-1), Zinicola (1-1), Hooft (1-0)
- 9 - Sferra (10-10), Romine (19-9), G. Bordes (2-0), Persichina (3-2), Hooft (0-1)

## Starters By Position Breakdown:

- C** - Gosewisch (56)  
**1B** - Larish (41), Zinicola (10), Persichina (5)  
**2B** - Dhaenens (28), Persichina (14), Biancamano (8), Hooft (4), G. Bordes (2),  
**3B** - Hooft (29), Buck (17), Larish (3), Landry (3), Biancamano (2), Sogard (2)  
**SS** - Romine (48), Persichina (8)  
**LF** - Curtis (41), Larish (8), Butler (2), Sferra (1), Hooft (1), Laguna (3)  
**CF** - Sferra (42), Curtis (12), Buck (2)  
**RF** - Buck (37), Laguna (14), Larish (3), Curtis (2)  
**DH** - Fox (18), Laguna (11), Zinicola (8), Hooft (6), Biancamano (1), Curtis (1), Averill (1), Urquidez (2), Bowman (1), Sferra (2), Larish (1), Satow (2)  
**P** - Averill (16), Urquidez (12), Bresnehan (11), Zinicola (8), Barnette (4), Bordes (4), Marotz (1), Garrison (1)

## Attendance

**Home attendance:** 78,789 (2,716 avg. - 29 dates)  
**Away attendance:** 58,687 (2,173 avg. - 27 dates)  
**Total attendance:** 137,476 (2,454 avg. - 56 dates)

## Sun Devils Record When They Score:

Runs	0	1	2	3	4	5	6	7	8	9	10+
W-L	0-1	0-3	2-2	2-6	1-1	3-2	3-3	3-2	2-1	1-0	17-0

## Sun Devils Record When Opponent Scores:

Runs	0	1	2	3	4	5	6	7	8	9	10+
W-L	2-0	8-0	5-1	4-0	2-1	5-2	2-3	1-4	2-2	1-3	2-6

## Score By Innings In All Games:

Inning	1	2	3	4	5	6	7	8	9	Ex	Total
ASU	44	53	40	54	46	51	52	40	26	5	411
Opp.	25	17	39	58	49	40	21	31	35	5	320

## Hitting Streaks:

Player	2005 Longest	Career Long	Current Streak
Vinny Biancamano	2	2	0
Greg Bordes	1	1	1
Travis Buck	14	16	5
DJ Butler	1	1	0
Colin Curtis	10	10	10
Seth Dhaenens	13	13	1
Willy Fox	4	4	3
Tuffy Gosewisch	11	11	0
Joey Hooft	9	9	1
Rocky Laguna	9	9	0
Jeff Landry	1	1	1
Jeff Larish	5	17	0
Joe Persichina	4	4	0
Andrew Romine	7	7	3
J.J. Sferra	7	7	2
Eric Sogard	1	1	0
Austin Stockfisch	7	7	0
Eric Williams	1	1	0
Zechry Zinicola	6	6	2



# Sun Devil Baseball 2005

## Sun Devil Baseball's Record When...

(Through 56 games of 2005 Season)

Overall .....	34-22
at Packard Stadium .....	22-7
Playing on the Road .....	6-14
at Neutral Site .....	6-1
Day Games .....	16-14
Night Games .....	18-8

Scoring 0-4 Runs .....	5-13
Scoring 5-9 Runs .....	12-9
Scoring 10-19 Runs .....	16-0
Scoring 20+ Runs .....	1-0

Opp. 5 or less runs .....	26-4
Opp. 6 or more runs .....	8-18

ASU Scores First .....	24-10
Opp. Scores First .....	10-12
Scoring in 1st Inning .....	15-4

Leading After 6 Innings .....	28-4
Trailing After 6 Innings .....	1-18
Tied After 6 Innings .....	6-0

Leading After 7 Innings .....	30-3
Trailing After 7 Innings .....	1-18
Tied After 7 Innings .....	3-1

Leading After 8 Innings .....	30-3
Trailing After 8 Innings .....	1-18
Tied After 8 Innings .....	3-1

Last At-Bat Wins .....	5
After a Win .....	22-11
After a Loss .....	12-10

Collecting 1-3 Hits .....	0-0
Collecting 4-6 Hits .....	5-3
Collecting 7-9 Hits .....	5-12
Collecting 10+ Hits .....	20-7
Collecting 20+ Hits .....	3-0

Out-Hitting Opponent .....	26-2
Out-Hit by Opponent .....	5-18
Hits are Tied .....	3-2

ASU is Errorless .....	14-3
ASU Makes 1 Error .....	8-9
ASU Makes 2+ Errors .....	12-10

ASU Starter Gets Decision .....	16717
Bullpen Gets Decision .....	17-5

ASU Hits 0 Home Runs .....	15-14
ASU Hits 1 Home Run .....	13-7
ASU Hits Multiple HR .....	6-1

vs. LHP Starters .....	13-10
vs. RHP Starters .....	20-12

In Extra Innings .....	2-2
Doubleheaders .....	1-1

vs. Non-Conference .....	19-13
Non-Conference Home .....	12-5
Non-Conference Away .....	1-7
Non-Conference Neutral .....	6-1

vs. Pac-10 (League Games Only) .....	15-9
Pac-10 Home .....	10-2
Pac-10 Away .....	5-7

vs. Ranked Opponents* .....	11-15
vs. Top 10 Opponents* .....	5-12
vs. Unranked Teams* .....	23-7

\*Top 25 ranking at time played.

### VS. PAC-10 SCHOOLS

Arizona .....	1-4
California .....	1-2
Oregon State .....	1-3
Stanford .....	3-0
UCLA .....	3-0
USC .....	2-1
Washington .....	1-2
Washington State .....	3-0
Overall vs. Pac-10 .....	15-12

### DAYS OF THE WEEK

Monday .....	1-1
Tuesday .....	0-1
Wednesday .....	0-2
Thursday .....	0-1
Friday .....	9-5
Saturday .....	16-3
Sunday .....	8-9

### MONTHS OF THE YEAR

January .....	1-2
February .....	7-8
March .....	10-3
April .....	11-3
May .....	5-6
June .....	0-0

### UNIFORMS

Old School .....	14-5
White Home .....	12-3
Gray Sleeveless .....	2-3
Gray 'Old School' .....	5-7
Maroon BP .....	1-4
Black Shoes .....	17-13
White Shoes .....	17-9
Esmay Wears Batting Gloves .....	3-1

### PITCHING

Averill Starts .....	10-6
Urquidez Starts .....	9-3
Bresnehan Starts .....	7-4
Zinicola Starts .....	4-3
Bordes Starts .....	0-4
Barnette Starts .....	2-2
Marotz Starts .....	1-0
Garrison Starts .....	1-0
Starter Goes Less Than 5 .....	9-16
Starter Goes 5+ .....	25-6

### MISC. HITTING

Larish Records Hit .....	21-17
Larish Hits HR .....	11-3
Buck Records Hit .....	32-15
Buck Multi-Hit Game .....	24-7
TV Games .....	7-2
Radio Games .....	22-17
Longest Win Streak .....	6 - 2x
Longest Losing Streak .....	6
Last Five Games .....	4-1
Last 10 Games .....	5-5
Last 15 Games .....	8-7
Last 20 Games .....	12-8
Current Streak .....	Won 4

Largest Winning Margin .....	18
Largest Losing Margin .....	17 - 2x

vs. Teams .500 or better .....	20-19
vs. Teams worse than .500 .....	13-2

### LEADING OFF

Laguna Leads Off .....	14-3
Curtis Leads Off .....	9-7
Sferra Leads Off .....	4-3
Hooft Leads Off .....	3-4
Larish Leads Off .....	3-0
Buck Leads Off .....	0-4
Landry Leads Off .....	0-1
Dhaenens Leads Off .....	1-0





# Sun Devil Baseball 2005

## Sun Devil Baseball Team and Player Superlatives

(2005 Season and Player Superlatives -- through 56 games)

### Arizona State Team Superlatives

#### TEAM BATTING

Most At-Bats:	61	W. Illinois (3/13)
Fewest At-Bats:	28	Ohio State (3/6)
Most Runs (Game):	30	W. Illinois (3/13)
Most Runs (Inning):	15 (9th)	W. Illinois (3/13)
Most Runs (1st Inning):	5	East Carolina (3/5)
Fewest Runs (Game):	0	Gonzaga (2/13)
Most Hits (Game):	35	W. Illinois (3/13)
Fewest Hits (Game):	4 - 2x	Washington (5/22)
RBI:	29	W. Illinois (3/13)
Doubles:	7	W. Illinois (3/13)
Triples:	3	W. Illinois (3/12)
Home Runs:	5	W. Illinois (3/13)
Total Bases:	57	W. Illinois (3/13)
Walks:	11	Wright State (4/2)
Most Strikeouts:	15	North Carolina (3/4)
Fewest Strikeouts:	2	Baylor (2/26)
Sacrifice Bunts:	4	California - 1 (4/9)
Sacrifice Flies:	3	UCLA (4/23)
Stolen Bases:	8	UCLA (4/24)
Left on Base:	14 - 2x	USC (3/25)
Hit into DP:	3	W. Illinois (3/13)
Hit by Pitches:	3 - 2x	California - 1 (4/9)

#### TEAM FIELDING

Most Putouts:	41	Arizona (2/15)
Most Assists:	18 - 2x	Oregon State (4/30)
Most Errors:	6	Arizona (5/15)
DPs Turned:	3 - 3x	WSU (5/29)

#### TEAM PITCHING

Most Runs Allowed:	20	LSU (3/13)
Fewest Runs Allowed:	0 - 2x	Ohio State (3/6)
Most Hits Allowed:	20	LSU (3/13)
Fewest Hits Allowed:	3	North Carolina (3/4)
Most Strikeouts:	14 - 2x	North Carolina (3/4)
Fewest Strikeouts:	4	Gonzaga (2/5)
Most Walks:	9	USC (3/24)
Fewest Walks:	0	NMSU (2/4)
Hit-by-Pitches:	5	LBSU (1/28)
Wild Pitchers:	3	LBSU (1/28)
Balks:	1 - 4x	Baylor (2/26)
Home Runs Allowed:	6	LSU (3/13)
Most Pitchers Used:	7 - 2x	Utah Valley State (5/4)

#### MISCELLANEOUS

Consecutive Wins:	6	--
Consecutive Losses:	6	--
Home Wins In a Row:	12	--
Road Wins In a Row:	3	--
Longest Game:	5:13	Arizona (2/15)
Shortest Game:	2:15	Gonzaga (2/13)
Most Innings:	14	Arizona (2/15)
Largest Home Attendance:	4,783	LBSU (1/28)
Largest Road Attendance:	7,435	Tulane (2/19)
Largest 3-Game Home Attendance:	10,532	LBSU

### Arizona State Player Superlatives

#### INDIVIDUAL BATTING

At-Bats:	8	Buck/Curtis (W. Illinois; 3/13)
Runs:	6	Larish (W. Illinois; 3/13)
Hits:	6	Buck (W. Illinois; 3/13)
RBI:	6 - 2x	Larish (WSU; 5/28)
Doubles:	3	Gosewisch (NMSU; 2/7)
Triples:	2	Buck (W. Illinois; 3/12)
Home Runs:	2 - 3x	Larish (W. Illinois; 3/13)
Grand Slams:	1	Buck (Baylor; 2/25)
Total Bases:	10 - 2x	(W. Illinois; 3/13)
Walks:	4	Curtis (North Carolina; 3/4)
Strikeouts:	4	Larish (North Carolina; 3/4)
Hit By Pitch:	2	Gosewisch (Arizona; 5/16)
Sacrifice Flies:	1 - 21x	Several Players
Sacrifice Bunts:	2	Romine (Oregon State; 2/6)
Stolen Bases:	4	Laguna (NMSU; 2/7)
Caught Stealing:	2 - 2x	Fox (WSU; 5/29)
Runners LOB:	6 - 3x	Gosewisch (Oklahoma; 3/18)

#### INDIVIDUAL FIELDING

Putouts:	16	Larish (Gonzaga; 2/13)
Assists (INF):	7 - 2x	Persichina (Cal - 1; 4/9)
Assists (OF):	1 - 7x	Curtis (WSU; 5/27)
Errors:	3	Landry (LSU; 3/13)
Passed Balls:	1	Gosewisch (UW; 5/21)

#### INDIVIDUAL PITCHING

Innings Pitched:	9.0 - 3x	Averill (Oklahoma; 3/19)
Runs Allowed:	9 - 2x	Urquidez (LSU; 3/13)
Walks:	6	Urquidez (Tulane; 2/18)
Strikeouts:	14	Averill (NMSU; 2/4)
Hits Allowed (S):	10 - 2x	Bresnehan (Cal - 2; 4/9)
Fewest Hits (S):	2	Bresnehan (Baylor; 2/26)
Wild Pitches:	2 - 3x	Zinicola (Oklahoma; 3/18)
Hit Batters:	3	Zinicola (Oklahoma; 3/18)
Balks:	1 - 4x	Garrison (Baylor; 2/26)

### Runners in Scoring Position

Player	Avg	AB	H	RBI
Austin Stockfisch...	.667	6	4	4
Seth Dhaenens.....	.463	41	19	28
Colin Curtis.....	.400	75	30	37
Rocky Laguna.....	.395	38	15	24
Tuffy Gosewisch.....	.354	82	29	47
Willy Fox.....	.333	33	11	20
Travis Buck.....	.329	73	24	32
Jeff Larish.....	.324	68	22	40
Andrew Romine.....	.323	62	20	22
J.J. Sferra.....	.321	53	17	17
Joey Hooft.....	.291	55	16	24
Eric Sogard.....	.250	8	2	2
Zechry Zinicola.....	.242	33	8	8
Joe Persichina.....	.182	33	6	12
DJ Butler.....	.167	6	1	1
Vinny Biancamano.....	.133	15	2	2
<b>Totals.....</b>	<b>.328</b>	<b>689</b>	<b>226</b>	<b>321</b>

### Bases Loaded

Player	Avg	AB	H	RBI
Seth Dhaenens.....	.667	6	4	10
Andrew Romine.....	.500	6	3	4
Joey Hooft.....	.500	4	2	8
Jeff Larish.....	.500	2	1	4
Eric Sogard.....	.500	2	1	1
Travis Buck.....	.286	7	2	10
Colin Curtis.....	.286	7	2	8
Joe Persichina.....	.250	4	1	4
Tuffy Gosewisch.....	.200	10	2	7
Willy Fox.....	.200	5	1	3
<b>Totals.....</b>	<b>.271</b>	<b>70</b>	<b>19</b>	<b>68</b>



# Sun Devil Baseball 2005

## Games With At Least One Hit

Biancamano	8 of 25 games
Buck	47 of 56 games
Butler	3 of 14 games
Curtis	44 of 56 games
Dhaenens	25 of 41 games
Fox	17 of 36 games
Gosewisch	40 of 56 games
Hooff	31 of 43 games
Laguna	19 of 40 games
Larish	39 of 56 games
Persichina	18 of 41 games
Romine	31 of 49 games
Sferra	31 of 48 games
Sogard	3 of 14 games
Stockfisch	7 of 10 games
Zinicola	21 of 32 games

## Games With An RBI

Biancamano	2 of 25 games
Buck	23 of 56 games
Butler	1 of 14 games
Curtis	25 of 56 games
Dhaenens	15 of 41 games
Fox	12 of 36 games
Gosewisch	32 of 56 games
Hooff	17 of 43 games
Laguna	18 of 41 games
Larish	25 of 56 games
Persichina	10 of 42 games
Romine	16 of 49 games
Sferra	12 of 48 games
Sogard	2 of 14 games
Stockfisch	3 of 10 games
Zinicola	7 of 32 games

\*may reflect walk with an RBI

## Extra Base Hits

Larish	33
Buck	29
Gosewisch	19
Laguna	13
Curtis	13
Hooff	9
Fox	9
Persichina	7
Romine	7
Dhaenens	6
Zinicola	6
Sferra	5
Biancamano	2
G. Bordes	1
Butler	0

## Home Run Breakdown

Total Home Runs	39
Solo Home Runs	12
2-Run Home Runs	19
3-Run Home Runs	7
Grand Slams	1
Back-to-Back	0
First Inning	5
Second Inning	3
Third Inning	3
Fourth Inning	8
Fifth Inning	4
Sixth Inning	3
Seventh Inning	6
Eighth Inning	2
Ninth Inning	5
Tenth or later	0
Pinch-Hit Home Runs	0
vs. RHP	20
vs. LHP	19
0-outs	15
1-outs	13
2-outs	11

## Breaking Down the Bullpen:

Pitcher	G	2005 Season Bullpen Stats					1st Batters		Last Relief App.	IP	H	R	ER	BB	SO
		W-L-S	ERA	IP	H	R-ER	RI/S	Retired/Faced							
Andes	3	0-0-0	0.00	2.0	2	0-0	3/0	1/3	3/11 at LSU	0.1	1	0	0	2	0
Averill	4	0-0-0	10.80	5.0	6	6-6	3/1	4/4	5/4 vs. UVSC	1.2	2	0	0	0	2
Barnette	23	3-0-2	7.60	34.1	47	32-29	24/10	11/23	5/16 vs. ARIZ	0.2	4	4	4	1	1
Bordes	25	4-1-1	2.87	47.0	35	15-15	37/15	19/26	5/28 vs. WSU (w)	1.1	2	0	0	1	1
Bresnehan	13	0-0-0	5.14	28.0	32	17-16	18/7	7/13	5/29 vs. WSU	2.1	2	2	1	0	1
Dryanski	11	0-0-0	4.67	17.1	24	11-9	9/7	4/11	5/28 vs. WSU	1.0	1	0	0	2	1
Garrison	12	0-0-1	5.62	16.0	22	13-10	10/5	8/12	5/28 vs. WSU	1.0	0	0	0	0	1
Marotz	14	2-1-0	3.54	20.1	25	9-8	10/4	9/14	5/29 vs. WSU	3.1	2	0	0	0	3
Satow	4	1-0-0	6.75	8.0	13	9-6	0/0	0/4	5/16 vs. ARIZ	1.0	1	0	0	0	0
Urquidez	11	3-2-2	3.33	24.1	19	14-9	12/5	5/11	5/4 vs. UVSC	0.1	0	0	0	1	0
Zinicola	15	3-1-3	5.55	24.1	21	20-15	16/4	10/15	5/29 vs. WSU	0.1	0	0	0	0	0

RI = Runners Inherited S = Runners Scored

## Charting The Bullpen:

Opponent	Date	W-L-S	Pitchers	Inn.	IP	H	R-ER	BB	SO
LBSU	1/28	---	Bresnehan/Barnette/Zinicola/Dryanski	5th	5.0	1	3-0	3	5
LBSU	1/29	W	Marotz/Zinicola	6th	4.0	3	1-1	0	5
LBSU	1/30	---	Barnette/Bresnehan/Garrison/Andes	5th	5.0	10	8-8	3	7
Gonzaga	2/5	S	Barnette/Zinicola	8th	2.0	5	3-3	1	0
Oregon St.	2/6	---	Barnette/Bresnehan	5th	4.2	9	6-6	1	8
NMSU	2/7	W	Barnette/Zinicola	6th	3.1	3	7-4	4	3
Oklahoma	2/12	W	Bresnehan/Barnette	6th	3.2	2	0-0	1	5
Gonzaga	2/13	---	Bordes	5th	4.2	3	0-0	0	3
Arizona	2/15	L	Bordes/Bresnehan/Marotz	6th	8.1	7	5-5	3	10
Tulane	2/18	---	Dryanski	6th	3.0	4	1-1	1	2
Tulane	2/19	---	Bordes/Marotz/Garrison	6th	3.0	5	2-2	2	3
Tulane	2/20	---	Barnette/Bordes/Urquidez	4th	5.0	6	4-4	2	2
Arizona	2/23	---	Dryanski/Bresnehan/Bordes/Urquidez/Marotz/Garrison	2nd	6.1	11	6-6	1	3
Baylor	2/25	W	Urquidez	7th	3.0	1	0-0	2	4
Baylor	2/26	W	Bordes/Garrison/Barnette/Andes	5th	5.0	6	2-2	1	4
Baylor	2/27	L	Urquidez/Barnette/Bordes	6th	5.0	4	4-0	4	3
N. Carolina	3/4	W	Urquidez	6th	5.1	0	0-0	3	9
E. Carolina	3/5	---	Barnette	7th	2.2	1	0-0	1	1
Ohio State	3/6	S	Bordes	7th	3.0	1	0-0	1	4
LSU	3/11	---	Bordes/Andres/Dryanski	4th	4.2	3	0-0	2	3
W. Illinois	3/12	S	Garrison	6th	4.0	1	0-0	2	5
W. Illinois	3/13	W	Bordes/Satow/Dryanski	2nd	7.1	11	9-6	3	2
LSU	3/13	---	Urquidez/Barnette/Dryanski	1st	7.2	16	16-13	4	10
Oklahoma	3/18	W	Barnette/Urquidez	6th	4.0	4	0-0	0	5
Oklahoma	3/20	W/S	Bordes/Barnette/Urquidez	4th	6.0	7	2-2	3	4
USC	3/24	L	Averill/Bordes/Garrison/Barnette/Marotz	3rd	6.0	8	9-9	8	5
USC	3/26	W/S	Bordes/Zinicola	9th	2.0	2	0-0	1	1
Wright State	4/1	---	Marotz/Satow	6th	4.0	6	1-0	1	1
Wright State	4/2	---	Barnette/Garrison	6th	4.0	2	1-1	1	5
Wright State	4/3	---	Zinicola/Dryanski/Bordes	5th	5.0	2	0-0	0	4
California - 1	4/9	W	Bordes/Barnette	4th	5.1	6	3-3	1	3
California - 2	4/9	---	Garrison/Bordes/Dryanski	6th	2.1	5	1-1	0	0
California	4/10	L	Urquidez	6th	2.2	3	2-2	4	3
Stanford	4/15	---	Zinicola	9th	1.0	0	0-0	1	2
Stanford	4/16	W	Bordes/Barnette/Zinicola/Marotz	7th	3.0	1	1-1	1	2
Stanford	4/17	W/S	Bordes/Barnette/Averill/Zinicola/Urquidez	5th	5.0	10	6-6	1	2
UCLA	4/22	W/S	Marotz/Barnette	6th	4.0	1	0-0	0	5
UCLA	4/23	S	Bordes	7th	3.0	1	0-0	0	4
UCLA	4/24	W/S	Zinicola/Barnette	6th	3.1	1	2-2	5	4
Oregon St.	4/29	---	Marotz/Garrison/Bordes	5th	4.0	5	1-1	1	2
Oregon St.	4/30	S	Zinicola	7th	2.2	0	0-0	2	1
Oregon St.	5/1	---	Averill/Barnette/Bordes	3rd	5.2	5	2-2	1	4
Utah Valley St.	5/4	---	Urquidez/Barnette/Averill/Zinicola/Garrison/Marotz	5th	4.1	7	5-2	2	6
Arizona	5/14	S	Bresnehan/Zinicola	6th	4.0	2	0-0	1	4
Arizona	5/15	---	Marotz/Satow/Bresnehan/Garrison/Dryanski	4th	5.1	14	9-7	3	3
Arizona	5/16	---	Barnette/Bresnehan/Dryanski/Marotz/Satow	4th	6.0	13	13-13	3	9
Washington	5/20	---	Bresnehan/Marotz/Bordes	3rd	6.0	8	2-2	5	6
Washington	5/21	L	Zinicola/Bordes	7th	2.1	4	5-5	1	2
Washington	5/22	W/S	Bordes/Bresnehan	3rd	7.0	2	0-0	3	4
WSU	5/27	---	Bordes	8th	2.0	2	0-0	0	1
WSU	5/28	W	Bresnehan/Bordes/Garrison/Dryanski	5th	5.0	5	2-2	4	5
WSU	5/29	---	Bresnehan/Marotz/Zinicola	4th	6.0	4	2-1	0	4

## Starters vs. The Bullpen

Starting Pitchers	4.76 ERA	W-L	IP	H	R	ER	BB	SO
		17-17	274.0	311	174	145	95	212
Relief Pitchers	4.76 ERA	W-L-S	IP	H	R	ER	BB	SO
		17-5-12	226.2	243	146	120	98	203



# Sun Devil Baseball 2005

## Sun Devil Pitchers – Career Game-by-Game

### Seth Garrison • RHP • #17

2005	Opp	S/R	W/L/S	IP	H	R	ER	BB-SO
1/30	LBSU (#14)	R	---	1.1	4	5	5	2-2
2/19	Tulane (#1)	R	---	1.0	0	0	0	0-2
2/23	Arizona (#7)	R	---	0.1	2	2	2	1-0
2/26	Baylor (#8)	R	---	0.1	2	1	1	0-1
3/12	WU	R	S	4.0	1	0	0	2-5
3/24	USC (#21)	R	---	0.0	1	0	0	0-0
4/2	Wright St.	R	---	2.0	2	1	1	0-3
4/9	Cal - 2	R	---	0.0	1	0	0	0-0
4/29	OSU (#6)	R	---	2.2	2	0	0	1-1
5/4	UVSC	R	---	0.2	2	1	0	0-2
5/15	Arizona (#7)	R	---	2.1	4	3	1	0-1
5/22	Washington	R	---	2.0	2	1	1	4-3
5/28	WSU	R	---	1.1	0	0	0	0-1
Season Totals		13	0-0-1	18.0	23	14	11	10-21

### Quentin Andes • RHP • #21

2005	Opp	S/R	W/L	IP	H	R	ER	BB-SO
1/30	LBSU (#14)	R	---	0.2	0	0	0	0-0
2/26	Baylor (#8)	R	---	1.0	1	0	0	0-1
3/11	LSU (#5)	R	---	0.1	1	0	0	0-2
Season Totals		3	0-0-0	2.0	2	0	0	0-3

2004	Opp	S/R	W/L	IP	H	R	ER	BB-SO
2/8	FSU (#18)	R	S	2.1	1	0	0	2-4
2/15	OKLA	R	---	1.1	1	1	1	1-1
2/27	UConn	R	---	1.0	1	1	1	3-2
3/5	ECU (#18)	R	---	0.2	1	0	0	0-0
3/7	ECU (#18)	R	---	1.2	2	1	1	1-2
3/13	Tulane (#11)	R	---	2.2	1	0	0	1-1
3/16	Oklahoma	R	---	3.0	2	0	0	0-2
3/19	Cal	R	L	1.1	3	2	2	0-1
3/27	Washington	R	S	3.0	2	1	0	0-3
3/28	Washington	R	---	0.1	2	2	2	0-0
4/3	USC	R	---	0.0	2	2	1	1-0
4/4	USC	R	---	0.1	4	3	3	0-0
4/8	ORU (#24)	R	---	0.0	0	0	0	2-0
4/27	Wichita St.	R	---	1.1	2	1	1	0-1
5/4	NMSU	R	---	1.2	0	0	0	0-4
5/16	Oregon St.	R	---	1.0	2	1	1	1-1
5/19	NMSU	R	---	2.2	2	1	1	2-3
5/23	Arizona	R	---	0.0	3	2	2	1-0
5/28	Stanford	R	---	4.0	2	0	0	1-2
5/30	Stanford	R	---	1.0	1	0	0	2-0
6/5	CSF (#9)	R	---	2.1	0	0	0	0-0
Season Totals		20	5-1-2	31.2	32	17	16	18-27

### Kevin Dryanski • RHP • #31

2005	Opp	S/R	W/L	IP	H	R	ER	BB-SO
1/28	LBSU (#14)	R	---	1.0	0	2	0	0-0
2/18	Tulane (#1)	R	---	3.0	4	1	1	1-2
2/23	Arizona (#7)	R	---	2.1	5	2	2	0-1
3/11	LSU (#5)	R	---	2.0	1	0	0	0-0
3/13	WU	R	---	1.0	1	0	0	0-1
3/13	LSU (#5)	R	---	2.0	3	1	1	1-2
4/3	Wright St.	R	---	1.0	0	0	0	0-0
4/9	Cal - 2	R	---	2.1	3	1	1	0-0
5/15	Arizona (#7)	R	---	1.2	5	3	3	0-1
5/16	Arizona (#8)	R	---	0.0	1	1	1	0-0
5/28	WSU	R	---	1.0	1	0	0	2-1
Season Totals		11	0-0-0	17.0	24	11	9	4-8

### Jason Urquidez • RHP • #34

2005	Opp	S/R	W/L	IP	H	R	ER	BB-SO
1/29	LBSU (#14)	S	---	5.0	10	5	5	1-4
2/5	Gonzaga	S	W	7.0	6	5	4	1-4
2/12	Oklahoma	S	---	5.1	9	5	4	1-3
2/18	Tulane (#1)	S	L	5.0	7	6	6	6-7
2/20	Tulane (#1)	R	---	0.1	1	0	0	0-0
2/23	Arizona (#7)	R	---	1.0	0	0	0	0-0
2/25	Baylor (#8)	R	W	3.0	1	0	0	2-4
2/27	Baylor (#8)	R	L	4.1	2	3	0	3-2
3/4	UNC (#4)	R	W	5.1	0	0	0	3-9
3/13	LSU (#5)	R	---	2.2	7	9	7	2-2
3/18	Oklahoma	R	W	1.1	2	0	0	0-1
3/20	Oklahoma	R	S	2.0	2	0	0	1-2
3/26	USC (#21)	S	---	8.0	6	1	1	2-1
4/3	Wright St.	S	W	4.0	3	1	1	2-7
4/10	California	R	L	2.2	3	2	2	4-3
4/16	Stanford (#14)	S	---	6.0	8	4	4	0-8
4/17	Stanford (#14)	R	S	1.1	1	0	0	0-1
4/23	UCLA	S	W	6.0	6	2	2	3-5
4/30	OSU (#6)	S	W	6.1	5	1	1	3-3
5/4	UVSC	R	---	0.1	0	0	0	1-0
5/15	Arizona (#7)	S	L	3.2	4	7	5	2-1
5/21	Washington	S	---	6.1	3	0	0	4-3
5/27	WSU	S	W	7.0	7	2	2	2-4
Season Totals		23	8-4-2	94.0	93	53	44	43-75

2004	Opp	S/R	W/L	IP	H	R	ER	BB-SO
2/8	FSU (#18)	S	W	5.0	6	1	1	3-9
2/14	Utah	S	W	6.0	3	0	0	2-7
2/22	Rice (#1)	S	W	9.0	3	1	1	2-7
2/29	UConn	S	W	3.0	3	1	1	1-1
3/6	ECU (#18)	S	W	7.0	5	4	3	3-4
3/12	Tulane (#11)	S	W	5.2	4	1	1	5-5
3/20	California	S	L	1.1	4	3	3	2-0
3/26	Washington	S	L	4.1	5	5	3	4-6
4/2	USC	S	W	8.1	7	3	3	6-7
4/9	ORU (#24)	S	W	7.0	5	1	1	2-6
4/17	UCLA	S	---	4.0	8	3	3	0-2
4/24	WSU	S	---	6.1	7	2	2	1-4
4/27	Wichita St.	R	---	1.0	1	1	1	2-1
4/28	Wichita St.	R	---	1.1	3	2	2	1-2
5/3	NMSU	S	W	5.0	2	1	1	2-7
5/15	Oregon St.	S	W	8.1	9	1	1	2-12
5/22	Arizona	S	W	7.1	3	2	2	4-9
5/29	Stanford (#2)	S	L	2.1	6	5	5	2-1
6/5	Minnesota	S	W	5.1	6	3	3	3-4
Season Totals		19	12-3	97.2	90	40	37	47-94

### Zechry Zinicola • RHP • #37

2005	Opp	S/R	W/L	IP	H	R	ER	BB-SO
1/28	LBSU (#14)	R	---	0.1	0	0	0	1-1
1/29	LBSU (#14)	R	---	1.1	1	0	0	0-1
2/5	Gonzaga	R	S	1.0	1	0	0	0-0
2/7	NMSU	R	W	3.0	3	7	4	4-3
2/13	Gonzaga	S	L	4.1	3	2	0	1-4
2/23	Baylor (#8)	S	---	6.0	9	3	2	0-6
3/4	UNC (#4)	S	---	5.2	3	3	3	4-5
3/11	LSU (#5)	S	L	3.1	7	6	6	3-1
3/18	Oklahoma	S	---	5.0	2	4	4	4-5
3/24	USC (#21)	S	---	2.0	2	0	0	1-1
3/26	USC (#21)	S	---	1.0	0	0	0	1-1
4/3	Wright St.	R	---	3.0	1	0	0	0-3
4/9	Cal - 1	S	---	3.2	6	4	4	3-3
4/15	Stanford (#14)	R	---	1.0	0	0	0	1-2
4/16	Stanford (#14)	R	---	0.2	0	0	0	0-0
4/17	Stanford (#14)	R	---	1.1	5	4	4	0-1
4/24	UCLA	R	W	3.0	1	2	2	5-3
4/30	OSU (#6)	R	S	2.2	0	0	0	2-1
5/4	UVSC	R	---	0.1	1	3	1	1-0
5/14	Arizona (#7)	R	S	3.0	2	0	0	1-3
5/21	Washington	R	L	2.1	3	4	4	1-2
5/29	WSU	R	---	0.1	0	0	0	0-0
Season Totals		21	3-3-4	54.1	40	42	34	33-46

2004	Opp	S/R	W/L	IP	H	R	ER	BB-SO
2/6	FSU (#18)	R	W	2.0	1	0	0	1-2
2/16	Gonzaga	R	S	2.0	3	0	0	0-4
2/20	Lamar	R	L	1.0	2	2	2	1-1
2/29	UConn	R	---	2.0	4	3	2	2-2
3/7	ECU (#18)	S	---	3.0	1	0	0	1-3
3/17	Oklahoma	S	---	2.0	4	3	3	2-2
3/21	California	S	W	7.0	6	2	2	1-5
3/28	Washington	S	---	4.0	3	2	1	1-3
4/3	USC	R	---	3.1	4	5	5	1-2
4/8	ORU (#24)	R	---	2.0	1	0	0	0-0
4/9	ORU (#24)	R	---	2.0	1	0	0	1-2
4/12	Arizona	R	S	1.2	2	0	0	0-5
4/17	UCLA	R	W	1.1	0	0	0	0-2
4/18	UCLA	R	L	3.0	5	2	2	0-3
4/24	WSU	R	W	2.2	1	0	0	0-3
4/27	Wichita St.	R	S	1.0	2	0	0	0-1
4/28	Wichita St.	R	S	1.1	2	0	0	0-1
5/4	NMSU	R	---	1.0	1	0	0	0-0
5/14	Oregon St.	R	S	2.0	0	0	0	1-4
5/15	Oregon St.	R	S	0.2	1	0	0	0-1
5/22	Arizona	R	---	1.2	1	0	0	2-1
5/23	Arizona	R	---	0.2	2	3	3	1-1
5/30	Stanford (#2)	R	S	4.2	2	0	0	2-4
6/4	Pepperdine	R	---	0.2	1	1	0	0-1
6/5	Minnesota	R	S	3.2	4	1	1	3-4
Season Totals		25	4-2-8	56.1	52	24	21	20-57

### Pat Bresnehan • RHP • #40

2005	Opp	S/R	W/L	IP	H	R	ER	BB-SO
1/28	LBSU (#14)	R	---	1.2	1	0	0	1-2
1/30	LBSU (#14)	R	---	0.2	3	1	1	1-2
2/6	OSU	R	---	4.1	4	1	1	1-7
2/12	Oklahoma	R	---	0.0	1	0	0	0-0
2/15	Arizona (#9)	R	---	5.1	2	0	0	2-7
2/20	Tulane (#1)	S	L	3.0	4	5	5	2-1
2/23	Arizona (#7)	R	---	1.0	3	1	1	0-2
2/26	Baylor (#8)	S	---	4.0	2	2	2	1-2
3/6	Ohio State	S	W	6.0	5	0	0	2-4
3/13	LSU (#5)	S	L	0.1	4	4	4	3-0
3/20	Oklahoma	S	---	3.0	2	3	3	2-3
3/25	USC (#21)	S	W	9.0	4	1	0	2-5
4/2	Wright St.	S	W	5.0	5	2	2	0-7
4/9	Cal - 2	S	L	5.2	10	6	5	3-4
4/17	Stanford (#14)	S	---	4.0	7	3	3	2-4
4/24	UCLA	S	---	5.2	10	6	6	1-6
5/1	OSU (#6)	S	L	2.1	4	3	2	0-1
5/14	Arizona (#7)	R	---	1.0	0	0	0	0-1
5/15	Arizona (#7)	R	---	0.1	0	0	0	1-0
5/16	Arizona (#8)	R	---	3.0	6	8	8	2-5
5/20	Washington	R	---	2.0	6	2	2	0-1
5/22	Washington	R	S	5.0	2	0	0	1-3
5/28	WSU	R	---	1.1	2	2	2	0-2
5/29	WSU	R	---	2.1	2	2	1	0-1
Season Totals	24	3-4-1	76.0	89	52	48	27-70	

# Sun Devil Baseball 2005

## Sun Devil Pitchers – Career Game-by-Game

2004	Opp	S/R	W/L	IP	H	R	ER	BB-SO
2/7	FSU (#18)	R	---	5.0	4	1	1	3-3
2/13	CSUN	R	W	2.2	0	0	0	0-3
2/16	Gonzaga	S	---	2.0	5	7	5	2-2
2/20	Lamar	R	---	2.2	1	0	0	0-0
2/28	UConn	R	---	1.0	0	0	0	1-1
2/29	UConn	R	---	2.0	0	0	0	1-2
3/5	ECU (#18)	R	---	2.0	4	3	3	0-2
3/12	Tulane (#11)	R	---	4.2	0	0	0	0-4
3/14	Tulane (#11)	R	W	2.1	2	1	1	1-1
3/19	Cal	R	---	2.2	5	5	5	0-2
3/26	Washington	R	---	4.2	8	6	6	2-3
4/3	USC	R	L	2.2	4	3	3	1-0
4/4	USC	R	---	2.0	3	0	0	0-2
4/8	ORU (#24)	S	---	3.1	8	2	2	0-2
4/12	Arizona	R	---	3.2	4	1	1	2-4
4/17	UCLA	R	---	3.2	0	0	0	0-2
4/25	WSU	R	L	5.1	5	5	3	3-2
4/27	Wichita St.	R	W	2.0	0	0	0	0-1
5/4	NMSU	R	---	0.1	3	1	1	0-0
5/14	Oregon St.	R	W	2.0	1	0	0	1-3
5/16	Oregon St.	R	S	1.1	0	0	0	0-3
5/21	Arizona	R	S	4.0	2	1	1	3-3
5/23	Arizona	R	---	2.1	2	0	0	2-1
5/29	Stanford (#2)	R	---	3.1	5	5	5	1-2
6/4	Pepperdine	R	L	2.0	5	4	2	0-4
6/5	CSF (#9)	S	L	6.2	12	5	5	0-4
Season Totals		26	4-4-2	76.1	83	50	44	23-56

2003	Opp	S/R	W/L	IP	H	R	ER	BB-SO
1/18	UHH	S	W	7.1	1	2	0	1-7
1/26	SDSU	S	W	4.0	1	0	0	0-4
2/2	LBSU	S	W	6.2	6	2	0	1-1
2/8	BYU	S	---	2.1	6	4	4	1-1
2/17	Gonzaga	S	---	2.0	4	3	3	2-2
2/21	Dayton	R	---	2.0	0	1	0	1-1
2/28	PSU	R	W	5.2	3	0	0	0-6
3/6	CSUN	S	W	6.0	7	2	2	1-5
3/16	Oklahoma	S	W	5.0	3	1	0	2-3
3/22	Stanford	S	---	4.0	7	2	2	0-5
3/29	USC	S	---	6.0	7	5	5	0-3
4/7	GCU	R	---	1.0	0	0	0	0-1
4/11	California	S	W	7.0	10	2	2	3-0
4/17	UCLA	S	---	2.2	6	5	5	0-1
4/27	WSU	R	---	1.0	0	0	0	1-0
4/30	Oklahoma	S	---	3.0	4	2	2	2-2
5/17	Washington	S	L	5.0	5	5	5	1-4
5/24	Arizona	S	W	7.0	7	0	0	1-6
6/1	UNLV	R	---	2.0	1	0	0	0-1
6/6	CSF	S	L	6.1	9	5	5	1-8
Season Totals:		20	8-2	86.0	87	41	35	18-61

### Ty Marotz • RHP • #47

2005	Opp	S/R	W/L	IP	H	R	ER	BB-SO
1/29	LBSU (#14)	R	---	2.2	2	1	1	0-4
2/7	NMSU	S	---	5.2	6	3	3	0-3
2/15	Arizona (#9)	R	L	0.2	2	2	2	0-1
2/19	Tulane (#1)	R	---	1.0	2	0	0	1-1
2/23	Arizona (#7)	R	---	0.1	1	1	1	0-0
3/24	USC (#21)	R	---	2.2	1	0	0	1-3
4/1	Wright St.	R	---	2.0	4	1	0	0-1
4/16	Stanford (#14)	R	W	1.0	1	0	0	0-2
4/22	UCLA	R	W	1.0	0	0	0	0-1
4/29	OSU (#6)	R	---	1.0	3	1	1	0-0
5/4	UVSC	R	---	1.0	0	0	0	0-1
5/15	Arizona (#7)	R	---	1.0	4	3	3	1-1
5/16	Arizona (#8)	R	---	1.1	1	0	0	0-3
5/20	Washington	R	---	1.1	2	0	0	2-1
5/29	WSU	R	---	3.1	2	0	0	0-3
Season Totals		15	2-1	26.0	31	12	11	5-25

2004	Opp	S/R	W/L	IP	H	R	ER	BB-SO
2/7	FSU (#18)	R	---	0.2	2	1	1	1-0
2/14	Utah	R	---	2.0	1	0	0	0-3
2/27	UConn	R	---	1.1	1	0	0	1-1
2/29	UConn	R	---	1.0	3	3	3	0-2
3/7	ECU (#18)	R	---	0.1	0	0	0	0-0
3/17	Okla. State	R	---	3.0	3	1	1	1-2
3/20	California	R	---	0.1	1	2	1	1-0
4/8	ORU (#24)	R	---	0.2	0	0	0	0-0
4/10	ORU (#24)	R	---	2.1	1	0	0	1-4
4/16	UCLA	R	---	1.1	0	0	0	0-2
4/18	UCLA	S	---	1.2	1	1	1	3-2
4/25	WSU	S	---	2.0	1	0	0	0-2
4/27	Wichita St.	S	---	0.1	1	3	2	2-0
5/19	NMSU	S	---	3.2	7	3	3	2-5
5/23	Arizona	R	---	0.1	1	0	0	0-1
5/30	Stanford (#2)	R	---	1.0	1	1	1	1-1
6/4	Pepperdine	R	---	0.0	0	2	2	2-0
Season Totals		17	0-0	22.0	24	17	15	15-25

### Brett Bordes • LHP • #49

2005	Opp	S/R	W/L	IP	H	R	ER	BB-SO
1/30	LBSU (#14)	S	L	4.0	6	3	0	0-4
2/6	OSU	S	L	4.1	6	6	4	2-2
2/13	Gonzaga	R	---	4.2	3	0	0	0-3
2/19	Arizona (#9)	R	---	2.1	3	2	3	1-2
2/20	Tulane (#1)	R	---	1.0	3	2	3	1-1
2/23	Tulane (#1)	R	---	3.2	2	3	3	1-1
2/26	Arizona (#7)	R	---	3.0	1	0	0	0-0
2/27	Baylor (#8)	R	W	2.0	3	1	1	1-0
3/6	Baylor (#8)	R	---	0.1	0	0	0	0-0
3/11	Ohio State	R	S	3.1	0	0	0	1-4
3/13	LSU (#5)	R	---	1.1	1	0	0	0-3
3/20	WIU	R	---	1.1	1	0	0	0-0
3/20	Oklahoma	R	---	3.0	3	0	0	0-2
3/24	USC (#21)	R	L	0.0	0	2	2	2-0
3/26	USC (#21)	R	W	1.0	2	0	0	0-1
4/9	Wright St.	R	---	1.0	1	0	0	0-0
4/9	Cal - 2	R	W	3.1	3	2	2	1-0
4/9	Cal - 2	R	---	0.0	1	0	0	0-0
4/16	Stanford (#14)	R	---	1.0	0	1	1	0-0
4/17	Stanford (#14)	R	---	1.0	1	0	0	0-0
4/23	UCLA	R	S	3.0	1	0	0	0-4
4/29	OSU (#6)	R	S	0.0	0	0	0	0-1
5/1	OSU (#6)	R	---	3.1	1	0	0	1-3
5/4	UVSC	S	L	4.2	5	4	4	1-2
5/16	Arizona (#8)	S	L	3.0	4	5	4	1-4
5/20	Washington	R	---	2.2	0	0	0	3-4
5/21	Washington	R	---	0.0	1	1	1	0-0
5/22	Washington	R	W	2.0	0	0	0	2-1
5/27	WSU	R	---	2.0	2	0	0	0-1
5/28	WSU	R	W	1.1	2	0	0	0-1
Season Totals		30	5-5-2	63.0	55	33	27	24-40

2004	Opp	S/R	W/L	IP	H	R	ER	BB-SO
2/7	FSU (#18)	S	---	0.2	4	6	6	3-2
2/15	OKLA	S	---	2.0	3	2	2	1-3
2/24	ARIZ (#16)	S	W	6.0	3	0	0	3-10
3/14	Tulane (#11)	R	---	4.1	6	4	4	3-6
3/20	California	R	---	2.1	6	4	4	1-1
3/27	Washington	S	W	6.0	4	1	1	3-6
4/3	UCLA	S	---	1.1	2	1	1	0-1
4/18	UCLA	S	---	0.2	0	3	3	4-2
4/27	Wichita St.	R	---	0.2	1	0	0	0-0
5/2	NMSU	S	S	4.0	2	1	1	1-3
5/16	Oregon St.	S	W	5.0	4	2	1	1-4
5/23	Arizona	S	L	0.1	3	6	6	4-0
5/30	Stanford (#2)	S	---	0.1	4	4	4	1-0
Season Totals:		13	3-1-1	33.2	39	32	32	30-38

2003	Opp	S/R	W/L	IP	H	R	ER	BB-SO
1/16	UHH	R	---	1.2	0	0	0	2-2
1/19	UHH - 2	R	---	1.0	1	1	1	1-1
1/26	SDSU	R	---	0.1	1	0	0	1-0
1/31	LBSU	R	---	0.1	2	1	1	0-0
2/8	BYU	R	---	1.1	0	0	0	0-3
2/15	Okla. State	R	---	2.0	2	1	1	3-2
2/22	ND	R	---	2.1	1	0	0	2-3
3/2	PSU	R	---	0.2	2	0	0	0-2
3/9	CSUN	R	---	2.0	0	0	0	1-1
3/14	Oklahoma	R	---	1.0	1	0	0	1-1
3/16	Oklahoma	R	---	1.0	1	1	1	0-2
3/19	Oklahoma	R	---	1.0	1	2	2	1-0
3/23	Wichita St.	R	---	1.0	0	0	0	0-0
3/24	Stanford	R	---	0.1	1	0	0	0-0
3/28	Stanford	R	W	0.1	0	0	0	1-0
3/30	USC	R	---	0.1	2	1	1	1-0
4/2	N. Mexico	R	---	0.2	1	1	1	2-2
4/13	Cal 2	R	---	1.0	0	0	0	2-0
4/17	UCLA	R	---	0.2	0	0	0	0-1
4/18	UCLA	R	L	1.0	0	1	1	0-1
4/26	WSU	R	---	0.1	0	0	0	2-0
4/27	WSU	R	---	1.0	1	0	0	1-2
5/14	Oregon St.	R	---	1.0	3	2	0	0-1
5/18	UW	R	---	2.0	0	0	0	3-1
5/25	Arizona	R	---	0.2	0	1	1	2-1
6/1	UNLV	R	---	1.0	0	0	0	0-1
6/8	CSF	R	---	2.0	0	0	0	2-1
Season Totals:		27	1-1	28.0	21	12	10	28-27

### Tony Barnette • RHP • #50

2005	Opp	S/R	W/L	IP	H	R	ERBB-SO
1/28	LBSU (#14)	R	---	2.0	0	1	0 1-2
1/30	LBSU (#14)	R	---	2.1	3	2	2 0-3
2/5	Gonzaga	R	---	1.0	4	3	3 1-0
2/6	OSU	R	---	0.1	5	5	5 0-1
2/7	NMSU	R	---	0.1	0	0	0 0-0
2/12	Oklahoma	R	W	3.2	1	0	0 1-5
2/15	Arizona (#9)	S	---	5.1	5	2	1 2-3
2/20	Tulane (#1)	R	---	1.0	3	1	1 1-0
2/23	Arizona (#7)	S	L	1.2	6	5	5 0-1
2/26	Baylor (#8)	R	---	1.2	0	0	0 0-2
2/27	Baylor (#8)	R	---	0.1	2	1	0 1-1
3/5	ECU	R	---	2.2	1	0	0 1-1
3/13	WIU	S	---	1.2	7	4	4 1-2
3/13	LSU (#5)	R	---	3.0	6	6	5 1-6
3/18	Oklahoma	R	---	2.2	2	0	0 0-4
3/20	Oklahoma	R	W	1.0	2	2	2 1-1
3/24	USC (#21)	R	---	1.1	4	3	3 3-2
4/2	Wright St.	R	---	2.0	0	0	0 1-2
4/9	Cal - 1	R	---	2.0	3	1	1 0-3
4/16	Stanford (#14)	R	---	0.1	0	0	0 0-0
4/17	Stanford (#14)	R	W	1.0	3	2	2 1-0
4/22	UCLA	R	S	3.0	1	0	0 0-4
4/24	UCLA	R	S	0.1	0	0	0 0-1
5/1	OSU (#6)	R	---	1.1	2	0	0 0-1
5/4	UVSC	R	---	0.1	2	1	1 0-1
5/16	Arizona (#8)	R	---	0.2	4	4	4 1-1
5/29	WSU	S	W	3.0	3	0	0 2-4
Season Totals			27	41-2	46.0	69	43 39 19-5



# Sun Devil Baseball 2005

## Sun Devil Miscellaneous Hitting Statistics

Stats By Position			Stats By Order			Record By Margin				Big Innings	
Pos.	HR	RBI	Pos.	HR	RBI	No.	Total	H	A	Runs	No.
C	6	58	1	2	37	1R	8-6	5-1	3-5	2	42
1B	15	52	2	4	39	2R	6-3	4-0	2-3	3	32
2B	3	39	3	3	46	3R	1-1	0-1	1-0	4	15
3B	2	26	4	12	48	4R	3-3	2-1	1-2	5	2
SS	0	29	5	8	54	5R	2-1	1-0	1-1	6	4
LF	4	38	6	5	47	6R	1-4	1-1	0-3	7	2
CF	1	31	7	3	32	7R	3-0	2-0	1-0	8	0
RF	4	43	8	2	38	8R	2-0	2-0	0-0	9	1
DH/P	4	33	9	0	28	9R	0-1	0-1	0-0	10+	2
PH	0	17	Tot.	38	369	10+R	8-3	5-2	3-1	Tot.	100
Tot.	39	369				Tot.	34-22	22-7	12-15		

A' includes neutral

## How the Sun Devils Have Scored:

0-Out Runs	1-Out Runs	2-Out Runs	Total Runs	Two-Out RBI
67	149	195	411	171

## Home Runs By ASU (39)

Player	Date	Opp.	Pitcher	Runners
Gosewisch	2/6	Oregon St.	Maxwell (L)	2-run HR
Larish	2/12	S. Alabama	Walters (R)	2-run HR
Larish	2/12	Oklahoma	McCutchen (R)	3-run HR
Fox	2/20	Tulane	Crowel (L)	2-run HR
Larish	2/23	Arizona	Coulon (L)	Solo HR
Larish	2/23	Arizona	Berger (L)	Solo HR
Buck	2/25	Baylor	Taylor (L)	Grand Slam
Fox	2/26	Baylor	VanAllen (L)	2-run HR
Fox	2/27	Baylor	McCormick (R)	3-run HR
Gosewisch	3/5	ECU	Brooks (R)	2-run HR
Larish	3/6	ECU	Brooks (R)	3-run HR
Larish	2/12	WIU	Adams (R)	3-run HR
Zinicola	2/12	WIU	Pendell (L)	2-run HR
Larish	2/12	WIU	Mandele (L)	2-run HR
Gosewisch	2/13	WIU	Kohorst (R)	2-run HR
Larish	2/13	WIU	Kohorst (R)	Solo HR
Fox	2/13	WIU	Pyles (L)	2-run HR
Larish	2/13	WIU	Pendell (L)	3-run HR
Dhaenens	2/13	WIU	Pendell (L)	2-run HR
Gosewisch	2/13	LSU	Smith (L)	Solo HR
Larish	3/18	Oklahoma	Brownell (R)	Solo HR
Buck	3/20	Oklahoma	Burns (R)	Solo HR
Gosewisch	3/20	Oklahoma	Burns (R)	Solo HR
Curtis	3/25	USC	Guy (R)	2-run HR
Larish	3/25	USC	Aguilar (R)	2-run HR
Larish	3/26	USC	Spradlin (L)	Solo HR
Dhaenens	4/1	Wright St.	Kearcher (L)	2-run HR
Laguna	4/3	Wright St.	Barrett (R)	3-run HR
Larish	4/3	Wright St.	Stevens (R)	Solo HR
Persichina	4/3	Wright St.	Stevens (R)	Solo HR
Hoof	4/9	Cal - 1	Dworkis (R)	Solo HR
Larish	4/15	Stanford	Romanczuk (L)	2-run HR
Buck	4/16	Stanford	Holler (L)	2-run HR
Gosewisch	4/22	UCLA	Ambriz (R)	2-run HR
Larish	4/24	UCLA	Schroeder (L)	2-run HR
Larish	4/29	Oregon St.	Gunderson (L)	2-run HR
Buck	5/4	UVSC	Jensen (R)	Solo HR
Zinicola	5/20	UW	Lincecum (R)	2-run HR
Larish	5/28	WSU	Dingwall (L)	3-run HR

## Bunt Chart:

Name	Bunts	H	SAC
Sferra	31	15	7
Romine	20	5	4
Buck	11	4	5
Curtis	6	2	3
Laguna	3	1	1
Hoof	3	1	0
Persichina	2	0	2
Larish	3	0	3
Dhaenens	4	0	4
Gosewisch	2	0	2

## Home Runs By Opponents (42)

Player	Date	Team	Pitcher	Runners
Sindlinger	1/30	LBSU	Bordes	2-run HR
Thibault	2/5	Gonzaga	Urquidez	Solo HR
Anderson	2/6	Oregon St.	Bordes	Solo HR
Harvey	2/7	NMSU	Marotz	Solo HR
Harvey	2/7	NMSU	Zinicola	3-run HR
Van Houten	2/15	Arizona	Bordes	2-run HR
Brown	2/15	Arizona	Marotz	2-run HR
Southard	2/18	Tulane	Urquidez	Solo HR
Barket	2/20	Tulane	Bresnehan	Grand Slam
Manzello	2/20	Tulane	Bordes	Solo HR
Frey	2/23	Arizona	Barnette	Solo HR
Boyer	2/23	Arizona	Dryanski	Solo HR
Hundley	2/23	Arizona	Bresnehan	Solo HR
Reynolds	2/26	Baylor	Bresnehan	Solo HR
Reynolds	2/27	Baylor	Averill	2-run HR
Webb	3/4	UNC	Zinicola	Solo HR
Flack	3/4	UNC	Zinicola	2-run HR
Richardson	3/5	ECU	Averill	Solo HR
Stewart	3/11	LSU	Zinicola	2-run HR
Pacyga	3/13	WIU	Satow	3-run HR
Patterson	3/13	LSU	Bresnehan	3-run HR
Gill	3/13	LSU	Urquidez	Grand Slam
Patterson	3/13	LSU	Urquidez	Solo HR
Harris, C.	3/13	LSU	Urquidez	Solo HR
Stavinoha	3/13	LSU	Urquidez	Solo HR
Liuzza	3/13	LSU	Barnette	2-run HR
Clement	3/26	USC	Urquidez	Solo HR
Satin	4/9	Cal - 1	Zinicola	Solo HR
Bussiere	4/9	Cal - 1	Bordes	2-run HR
Errecart	4/9	Cal - 2	Bresnehan	Solo HR
Craig	4/9	Cal - 2	Dryanski	Solo HR
Bussiere	4/10	Cal	Averill	2-run HR
Rapoport	4/15	Stanford	Averill	Solo HR
Rapoport	4/17	Stanford	Bresnehan	Solo HR
Jensen	4/22	UCLA	Averill	Solo HR
Jensen	4/23	UCLA	Urquidez	Solo HR
Lissman	4/29	Oregon St.	Averill	3-run HR
Hundley	5/15	Arizona	Urquidez	Solo HR
Van Houten	5/15	Arizona	Marotz	3-run HR
Van Houten	5/15	Arizona	Dryanski	2-run HR
Batkoski	5/21	UW	Zinicola	3-run HR
Lillibridge	5/21	UW	Bordes	2-run HR

## Series Pitching Breakdown:

	W-L	ERA	IP	H	R	ER	BB	SO
LBSU	1-2	5.67	27.0	39	24	17	7	31
Schaefer Tour.	3-1	6.00	36.0	42	30	24	9	34
Surprise	2-1	1.67	27.0	22	9	5	4	23
Tulane	0-3	8.62	24.0	33	24	23	14	16
Baylor	2-1	2.57	28.0	28	15	8	9	23
ECU Tourney	3-0	1.55	29.0	16	6	5	15	26
LSU/WIU	2-2	8.47	34.0	56	40	32	19	27
Oklahoma	3-0	3.00	27.0	20	10	9	11	25
USC	2-1	3.33	27.0	22	11	10	14	13
Wright State	3-0	1.33	27.0	23	5	4	4	29
California	1-2	6.04	25.1	36	18	17	11	17
Stanford	3-0	5.33	27.0	31	16	16	6	23
UCLA	3-0	3.67	27.0	25	15	11	10	28
Oregon State	1-2	3.96	25.0	26	12	11	9	13
Arizona	1-2	10.33	27.0	41	36	31	14	19
Washington	1-2	4.21	25.2	24	12	12	18	20
WSU	3-0	2.67	27.0	29	10	8	10	23

## Series Batting Breakdown:

	AVG	AB	R	H	RBI	2B-3B-HR	BB-SO
LBSU	.298	104	12	31	10	6-2-0	9-21
Schaefer	.347	150	39	52	35	16-2-1	16-31
Surprise	.274	95	14	26	14	3-0-2	9-13
Tulane	.235	102	7	24	7	4-0-1	6-18
Baylor	.303	99	24	30	23	2-1-3	13-17
ECU Tourney	.210	100	17	21	12	4-0-2	20-29
LSU/WIU	.412	177	57	73	52	14-3-9	15-11
Oklahoma	.260	96	16	25	13	5-2-3	13-16
USC	.322	118	27	38	22	9-1-3	13-26
Wright State	.389	113	38	44	36	3-2-4	24-15
California	.298	104	17	31	15	8-0-1	11-17
Stanford	.314	102	25	32	23	6-1-2	17-22
UCLA	.443	115	38	51	25	8-0-2	12-19
Oregon State	.272	103	9	28	7	2-0-1	9-15
Arizona	.262	103	14	27	12	2-0-0	11-21
Washington	.200	90	9	18	9	0-0-1	21-24
WSU	.364	99	31	36	29	9-1-1	21-17

## Pinch-Hitting Statistics:

Player	AB	AVG	H	2B	3B	HR	RBI
Hoof	2	.500	1	0	0	0	2
Stockfisch	4	.750	3	0	0	0	3
Bordes	1	1.000	1	1	0	0	0
Zinicola	8	.375	3	0	0	0	1
Laguna	9	.333	3	2	1	0	6
Sogard	9	.222	2	0	0	0	2
Butler	9	.222	2	0	0	0	0
Fox	18	.167	3	0	0	0	1
Biancamano	14	.214	3	0	0	0	0
Dhaenens	10	.100	1	0	0	0	0
Landry	3	.000	0	0	0	0	0
Persichina	9	.000	0	0	0	0	0
Sferra	2	.000	0	0	0	0	0
Totals:	100	.220	22	3	1	0	17

## ASU Double Plays (52):

Type	No.	Inning	Ending
643	14		10
463	13		4
543	5		3
63	3		1
163	3		1
L36	1		0
1522	1		0
F91	1		0
363	2		1
L14	1		0
P53 - Bunt	1		0
L64	1		1
32	1		1
5262	1		1
53	1		1
L93	1		1
1463	1		0
26-KS	1		1



# Sun Devil Baseball 2005

## Starting Lineups By Batting Order


Date	Opponent	No. (Time)	Record	1	2	3	4	5	6	7	8	9
1/28	LBSU	1 (1)	0-1	Hooft	Buck	Gosewisch	Larish	Curtis	Biancamano	Persichina	Romine	Sferra
1/29	LBSU	2 (1)	1-0	Curtis	Buck	Gosewisch	Larish	Zinicola	Persichina	Hooft	Romine	Sferra
1/30	LBSU	3 (1)	0-1	Buck	Hooft	Larish	Zinicola	Curtis	Gosewisch	Persichina	Romine	Sferra
2/4	NMSU	4 (1)	1-0	Curtis	Hooft	Buck	Zinicola	Larish	Gosewisch	Biancamano	Romine	Sferra
2/5	Gonzaga	5 (1)	1-0	Curtis	Hooft	Buck	Larish	Gosewisch	Zinicola	Biancamano	Romine	Sferra
2/6	Oregon State	5 (2)	1-1	Curtis	Hooft	Buck	Larish	Gosewisch	Zinicola	Biancamano	Romine	Sferra
2/7	NMSU	6 (1)	1-0	Curtis	Hooft	Buck	Larish	Gosewisch	Laguna	Persichina	Romine	Sferra
2/12	South Alabama	6 (2)	2-0	Curtis	Hooft	Buck	Larish	Gosewisch	Laguna	Persichina	Romine	Sferra
2/12	Oklahoma	6 (3)	3-0	Curtis	Hooft	Buck	Larish	Gosewisch	Laguna	Persichina	Romine	Sferra
2/13	Gonzaga	7 (1)	0-1	Curtis	Hooft	Buck	Larish	Gosewisch	Persichina	Biancamano	Romine	Sferra
2/15	Arizona	8 (1)	0-1	Curtis	Hooft	Buck	Larish	Gosewisch	Biancamano	Zinicola	Romine	Sferra
2/18	Tulane	9 (1)	0-1	Buck	Gosewisch	Hooft	Curtis	Larish	Zinicola	Biancamano	Romine	Sferra
2/19	Tulane	10 (1)	0-1	Sferra	Curtis	Buck	Gosewisch	Persichina	Hooft	Larish	Zinicola	Romine
2/20	Tulane	11 (1)	0-1	Buck	Hooft	Curtis	Gosewisch	Persichina	Laguna	Larish	Fox	Romine
2/23	Arizona	12 (1)	0-1	Buck	Hooft	Curtis	Larish	Zinicola	Persichina	Gosewisch	Laguna	Romine
2/25	Baylor	13 (1)	1-0	Laguna	Buck	Curtis	Larish	Gosewisch	Persichina	Biancamano	Romine	Sferra
2/26	Baylor	14 (1)	1-0	Sferra	Buck	Curtis	Larish	Gosewisch	Fox	Biancamano	Persichina	Romine
2/27	Baylor	15 (1)	0-1	Sferra	Buck	Curtis	Larish	Gosewisch	Fox	Sogard	Persichina	Romine
3/4	North Carolina	16 (1)	1-0	Sferra	Buck	Curtis	Larish	Gosewisch	Fox	Landry	Romine	G. Bordes
3/5	East Carolina	17 (1)	1-0	Sferra	Buck	Curtis	Larish	Gosewisch	Sogard	Butler	Romine	Persichina
3/6	Ohio State	16 (2)	2-0	Sferra	Buck	Curtis	Larish	Gosewisch	Fox	Landry	Romine	G. Bordes
3/11	LSU	18 (1)	0-1	Sferra	Buck	Larish	Gosewisch	Curtis	Fox	Laguna	Romine	Persichina
3/12	W. Illinois	19 (1)	1-0	Laguna	Buck	Curtis	Gosewisch	Larish	Fox	Butler	Dhaenens	Romine
3/13	W. Illinois	19 (2)	2-0	Laguna	Buck	Curtis	Gosewisch	Larish	Fox	Butler	Dhaenens	Romine
3/13	LSU	20 (1)	0-1	Landry	Buck	Curtis	Gosewisch	Fox	Larish	Zinicola	Biancamano	Romine
3/18	Oklahoma	21 (1)	1-0	Laguna	Buck	Larish	Gosewisch	Curtis	Fox	Dhaenens	Persichina	Romine
3/19	Oklahoma	22 (1)	1-0	Hooft	Buck	Gosewisch	Curtis	Fox	Larish	Zinicola	Laguna	Romine
3/20	Oklahoma	23 (1)	1-0	Laguna	Buck	Larish	Fox	Curtis	Gosewisch	Hooft	Zinicola	Romine
3/24	USC	24 (1)	0-1	Hooft	Buck	Curtis	Larish	Gosewisch	Laguna	Dhaenens	Persichina	Romine
3/25	USC	25 (1)	1-0	Hooft	Buck	Gosewisch	Larish	Curtis	Laguna	Dhaenens	Sferra	Romine
3/26	USC	26 (1)	1-0	Laguna	Buck	Gosewisch	Larish	Curtis	Hooft	Dhaenens	Sferra	Romine
4/1	Wright State	26 (2)	2-0	Laguna	Buck	Gosewisch	Larish	Curtis	Hooft	Dhaenens	Sferra	Romine
4/2	Wright State	26 (3)	3-0	Laguna	Buck	Gosewisch	Larish	Curtis	Hooft	Dhaenens	Sferra	Romine
4/3	Wright State	26 (4)	4-0	Laguna	Buck	Gosewisch	Larish	Curtis	Hooft	Dhaenens	Sferra	Romine
4/9	California	27 (1)	1-0	Laguna	Buck	Gosewisch	Larish	Curtis	Hooft	Dhaenens	Persichina	Sferra
4/9	California	27 (2)	1-1	Laguna	Buck	Gosewisch	Larish	Curtis	Hooft	Dhaenens	Persichina	Sferra
4/10	California	28 (1)	0-1	Laguna	Buck	Gosewisch	Larish	Curtis	Dhaenens	Hooft	Persichina	Sferra
4/15	Stanford	27 (3)	2-1	Laguna	Buck	Gosewisch	Larish	Curtis	Hooft	Dhaenens	Persichina	Sferra
4/16	Stanford	28 (2)	1-1	Laguna	Buck	Gosewisch	Larish	Curtis	Dhaenens	Hooft	Persichina	Sferra
4/17	Stanford	29 (1)	1-0	Laguna	Buck	Gosewisch	Larish	Curtis	Hooft	Dhaenens	Landry	Persichina
4/22	UCLA	30 (1)	1-0	Laguna	Buck	Gosewisch	Larish	Curtis	Dhaenens	Hooft	Sferra	Romine
4/23	UCLA	31 (1)	1-0	Curtis	Buck	Larish	Gosewisch	Dhaenens	Hooft	Averill	Sferra	Romine
4/24	UCLA	32 (1)	1-0	Curtis	Buck	Larish	Gosewisch	Urquidez	Dhaenens	Hooft	Sferra	Persichina
4/29	Oregon State	33 (1)	0-1	Curtis	Buck	Gosewisch	Larish	Bowman	Dhaenens	Hooft	Sferra	Persichina
4/30	Oregon State	34 (1)	1-0	Curtis	Buck	Gosewisch	Larish	Fox	Dhaenens	Hooft	Sferra	Romine
5/1	Oregon State	35 (1)	0-1	Curtis	Buck	Dhaenens	Larish	Gosewisch	Urquidez	Hooft	Sferra	Romine
5/4	Utah Valley St.	36 (1)	0-1	Hooft	Buck	Curtis	Larish	Gosewisch	Fox	Dhaenens	Romine	Sferra
5/14	Arizona	37 (1)	1-0	Hooft	Buck	Gosewisch	Larish	Curtis	Laguna	Sferra	Dhaenens	Romine
5/15	Arizona	38 (1)	0-1	Hooft	Buck	Gosewisch	Larish	Curtis	Sferra	Dhaenens	Laguna	Romine
5/16	Arizona	39 (1)	0-1	Curtis	Sferra	Buck	Larish	Gosewisch	Dhaenens	Zinicola	Romine	Hooft
5/20	Washington	40 (1)	0-1	Curtis	Buck	Gosewisch	Larish	Zinicola	Satow	Dhaenens	Sferra	Romine
5/21	Washington	41 (1)	0-1	Laguna	Buck	Curtis	Larish	Gosewisch	Zinicola	Persichina	Romine	Sferra
5/22	Washington	42 (1)	1-0	Dhaenens	Buck	Larish	Zinicola	Curtis	Gosewisch	Satow	Sferra	Romine
5/27	Washington St.	43 (1)	1-0	Larish	Buck	Curtis	Fox	Zinicola	Dhaenens	Gosewisch	Sferra	Romine
5/28	Washington St.	44 (1)	1-0	Larish	Buck	Curtis	Fox	Gosewisch	Persichina	Zinicola	Sferra	Romine
5/29	Washington St.	45 (1)	1-0	Larish	Buck	Curtis	Fox	Gosewisch	Biancamano	Zinicola	Hooft	Romine

Total Number of Different Batting Lineups: 45

Most Common Lineup by Batting Order: #26 (4 times)



# Sun Devil Baseball 2005



## Starting Lineups By Defensive Lineup

Date	Opponent	No. (Time)	Record	C	1B	2B	3B	SS	LF	CF	RF	DH
1/28	LBSU	1 (1)	0-1	Gosewisch	Persichina	Biancamano	Larish	Romine	Curtis	Sferra	Buck	Hooft
1/29	LBSU	2 (1)	1-0	Gosewisch	Persichina	Hooft	Larish	Romine	Curtis	Sferra	Buck	Zinicola
1/30	LBSU	2 (2)	1-1	Gosewisch	Persichina	Hooft	Larish	Romine	Curtis	Sferra	Buck	Zinicola
2/4	NMSU	3 (1)	1-0	Gosewisch	Larish	Biancamano	Hooft	Romine	Curtis	Sferra	Buck	Zinicola
2/5	Gonzaga	3 (2)	2-0	Gosewisch	Larish	Biancamano	Hooft	Romine	Curtis	Sferra	Buck	Zinicola
2/6	Oregon State	3 (3)	2-1	Gosewisch	Larish	Biancamano	Hooft	Romine	Curtis	Sferra	Buck	Zinicola
2/7	NMSU	4 (1)	1-0	Gosewisch	Larish	Persichina	Hooft	Romine	Curtis	Sferra	Buck	Laguna
2/12	South Alabama	4 (2)	2-0	Gosewisch	Larish	Persichina	Hooft	Romine	Curtis	Sferra	Buck	Laguna
2/12	Oklahoma	4 (3)	3-0	Gosewisch	Larish	Persichina	Hooft	Romine	Curtis	Sferra	Buck	Laguna
2/13	Gonzaga	5 (1)	0-1	Gosewisch	Larish	Persichina	Hooft	Romine	Curtis	Sferra	Buck	Biancamano
2/15	Arizona	3 (4)	2-2	Gosewisch	Larish	Biancamano	Hooft	Romine	Curtis	Sferra	Buck	Zinicola
2/18	Tulane	3 (5)	2-3	Gosewisch	Larish	Biancamano	Hooft	Romine	Curtis	Sferra	Buck	Zinicola
2/19	Tulane	6 (1)	0-1	Gosewisch	Larish	Persichina	Hooft	Romine	Curtis	Sferra	Buck	Zinicola
2/20	Tulane	7 (1)	0-1	Gosewisch	Larish	Persichina	Hooft	Romine	Curtis	Buck	Laguna	Fox
2/23	Arizona	8 (1)	0-1	Gosewisch	Larish	Persichina	Hooft	Romine	Curtis	Buck	Laguna	Zinicola
2/25	Baylor	9 (1)	1-0	Gosewisch	Larish	Persichina	Biancamano	Romine	Curtis	Sferra	Buck	Laguna
2/26	Baylor	10 (1)	1-0	Gosewisch	Larish	Persichina	Biancamano	Romine	Curtis	Sferra	Buck	Fox
2/27	Baylor	11 (1)	0-1	Gosewisch	Larish	Persichina	Sogard	Romine	Curtis	Sferra	Buck	Fox
3/4	North Carolina	12 (1)	1-0	Gosewisch	Larish	G. Bordes	Landry	Romine	Curtis	Sferra	Buck	Fox
3/5	East Carolina	13 (1)	1-0	Gosewisch	Larish	Persichina	Sogard	Romine	Curtis	Sferra	Buck	Butler
3/6	Ohio State	12 (2)	2-0	Gosewisch	Larish	G. Bordes	Landry	Romine	Curtis	Sferra	Buck	Fox
3/11	LSU	14 (1)	0-1	Gosewisch	Larish	Persichina	Buck	Romine	Sferra	Curtis	Laguna	Fox
3/12	W. Illinois	15 (1)	1-0	Gosewisch	Larish	Dhaenens	Buck	Romine	Butler	Curtis	Laguna	Fox
3/13	W. Illinois	15 (2)	2-0	Gosewisch	Larish	Dhaenens	Buck	Romine	Butler	Curtis	Laguna	Fox
3/13	LSU	16 (1)	0-1	Gosewisch	Zinicola	Biancamano	Landry	Romine	Larish	Curtis	Buck	Fox
3/18	Oklahoma	17 (1)	1-0	Gosewisch	Persichina	Dhaenens	Buck	Romine	Larish	Curtis	Laguna	Fox
3/19	Oklahoma	18 (1)	1-0	Gosewisch	Zinicola	Hooft	Buck	Romine	Larish	Curtis	Laguna	Fox
3/20	Oklahoma	18 (2)	2-0	Gosewisch	Zinicola	Hooft	Buck	Romine	Larish	Curtis	Laguna	Fox
3/24	USC	19 (1)	0-1	Gosewisch	Persichina	Dhaenens	Buck	Romine	Larish	Curtis	Laguna	Hooft
3/25	USC	20 (1)	1-0	Gosewisch	Larish	Dhaenens	Buck	Romine	Curtis	Sferra	Laguna	Hooft
3/26	USC	20 (2)	2-0	Gosewisch	Larish	Dhaenens	Buck	Romine	Curtis	Sferra	Laguna	Hooft
4/1	Wright State	20 (3)	3-0	Gosewisch	Larish	Dhaenens	Buck	Romine	Curtis	Sferra	Laguna	Hooft
4/2	Wright State	21 (1)	1-0	Gosewisch	Larish	Dhaenens	Buck	Romine	Hooft	Sferra	Laguna	Curtis
4/3	Wright State	20 (4)	4-0	Gosewisch	Larish	Dhaenens	Buck	Romine	Curtis	Sferra	Laguna	Hooft
4/9	California	22 (1)	1-0	Gosewisch	Larish	Dhaenens	Hooft	Persichina	Curtis	Sferra	Buck	Laguna
4/9	California	22 (2)	1-1	Gosewisch	Larish	Dhaenens	Hooft	Persichina	Curtis	Sferra	Buck	Laguna
4/10	California	22 (3)	1-2	Gosewisch	Larish	Dhaenens	Hooft	Persichina	Curtis	Sferra	Buck	Laguna
4/15	Stanford	22 (4)	2-2	Gosewisch	Larish	Dhaenens	Hooft	Persichina	Curtis	Sferra	Buck	Laguna
4/16	Stanford	22 (5)	3-2	Gosewisch	Larish	Dhaenens	Hooft	Persichina	Curtis	Sferra	Buck	Laguna
4/17	Stanford	23 (1)	1-0	Gosewisch	Larish	Dhaenens	Hooft	Persichina	Laguna	Curtis	Buck	Landry
4/22	UCLA	24 (1)	1-0	Gosewisch	Larish	Dhaenens	Hooft	Romine	Curtis	Sferra	Buck	Laguna
4/23	UCLA	25 (1)	1-0	Gosewisch	Larish	Dhaenens	Hooft	Romine	Curtis	Sferra	Buck	Averill
4/24	UCLA	26 (1)	1-0	Gosewisch	Larish	Dhaenens	Hooft	Persichina	Curtis	Sferra	Buck	Urquidez
4/29	Oregon State	27 (1)	0-1	Gosewisch	Larish	Dhaenens	Hooft	Persichina	Curtis	Sferra	Buck	Bowman
4/30	Oregon State	28 (1)	1-0	Gosewisch	Larish	Dhaenens	Hooft	Romine	Curtis	Sferra	Buck	Fox
5/1	Oregon State	29 (1)	0-1	Gosewisch	Larish	Dhaenens	Hooft	Romine	Curtis	Sferra	Buck	Urquidez
5/4	Utah Valley St.	28 (2)	1-1	Gosewisch	Larish	Dhaenens	Hooft	Romine	Curtis	Sferra	Buck	Fox
5/14	Arizona	30 (1)	1-0	Gosewisch	Larish	Dhaenens	Hooft	Romine	Laguna	Curtis	Buck	Sferra
5/15	Arizona	30 (2)	1-1	Gosewisch	Larish	Dhaenens	Hooft	Romine	Laguna	Curtis	Buck	Sferra
5/16	Arizona	31 (1)	0-1	Gosewisch	Zinicola	Dhaenens	Hooft	Romine	Curtis	Sferra	Buck	Larish
5/20	Washington	32 (1)	0-1	Gosewisch	Zinicola	Dhaenens	Buck	Romine	Curtis	Sferra	Larish	Satow
5/21	Washington	33 (1)	0-1	Gosewisch	Zinicola	Persichina	Buck	Romine	Curtis	Sferra	Larish	Laguna
5/22	Washington	32 (2)	1-1	Gosewisch	Zinicola	Dhaenens	Buck	Romine	Curtis	Sferra	Larish	Satow
5/27	Washington St.	34 (1)	1-0	Gosewisch	Zinicola	Dhaenens	Buck	Romine	Larish	Sferra	Curtis	Fox
5/28	Washington St.	35 (1)	1-0	Gosewisch	Zinicola	Persichina	Buck	Romine	Larish	Sferra	Curtis	Fox
5/29	Washington St.	36 (1)	1-0	Gosewisch	Zinicola	Biancamano	Hooft	Romine	Larish	Curtis	Buck	Fox

**Total Number of Different Defensive Lineups: 36**

**Most Common Lineup by Defense: #3 & #22 (5 times)**



# Sun Devil Baseball 2005

## Game-by-Game Capsules:

### GAME 1

#### #14 Long Beach State 7, #9 SUN DEVILS 3

Jan. 28 at Packard Stadium

	<u>1</u>	<u>2</u>	<u>3</u>	<u>4</u>	<u>5</u>	<u>6</u>	<u>7</u>	<u>8</u>	<u>9</u>		<u>R</u>	<u>H</u>	<u>E</u>
LBSU	2	0	1	0	1	0	0	1	2	-	7	10	0
ASU	0	0	0	2	0	1	0	0	0	-	3	11	3

W: Ramos (1-0); L: Averill (0-1); S: Jamison (1)

HR: None

Time: 3:51 Attendance: 4,783 Record: 0-1

**HIGHLIGHTS:** A two-out, two-run double by designated hitter Evan Longoria in the top of the first inning gave No. 14 Long Beach State a lead they would never relinquish in a season-opening 7-3 victory over No. 9 Arizona State University in front of 4,783 fans Friday night at Packard Stadium. ASU out-hit the 49ers 11-10, but the defense committed costly errors in the loss. Sophomore left fielder Colin Curtis led the offense going 3-for-4 with a two-run triple. Sophomore lefty Erik Averill was saddled with the loss giving up four runs and nine hits in four innings.

### GAME 2

#### #9 SUN DEVILS 8, #14 Long Beach State 6

Jan. 29 at Packard Stadium

	1	2	3	4	5	6	7	8	9		R	H	E
LBSU	0	0	1	2	2	0	0	1	0	-	6	13	3
ASU	0	1	0	0	1	2	0	3	x	-	8	11	0

W: Zinicola (1-0); L: Liebel (0-1); S: None

HR: None

Time: 3:36 Attendance: 2,926 Record: 1-1

**HIGHLIGHTS:** Freshman center fielder J.J. Sferra singled home the game-winning run in the bottom of the eighth inning to lead the No. 9 Sun Devils to a 8-6 come-from-behind victory over No. 14 Long Beach State in a non-conference game Saturday afternoon at Packard Stadium. The Devils (1-1) trailed Long Beach State (1-1) 5-1 heading into their half of the fifth inning before mother nature halted the game for over an hour with rain and thunder storms passing through the East Valley. ASU scored a single tally right out of the gates in the fifth and then tied the game with a three-run sixth inning. Sferra's game-winning single was part of a three-run eighth inning. Zechry Zinicola picked up the win with 1.1 scoreless innings. Senior transfer Joey Hooft led the Sun Devil offense going 3-for-4 with two runs scored, one RBI and a stolen base.

### GAME 3

#### #14 Long Beach State 11, #9 SUN DEVILS 1

Jan. 30 at Packard Stadium

	1	2	3	4	5	6	7	8	9		R	H	E
LBSU	0	0	3	0	0	0	3	0	5	-	11	16	0
ASU	0	0	0	1	0	0	0	0	0	-	1	9	1

W: Estrada (1-0); L: Bordes (0-1); S: None

HR: Sindlinger (1)

Time: 3:24 Attendance: 2,823 Record: 1-2

**HIGHLIGHTS:** The ninth-ranked Arizona State University baseball team dropped the final game of a season-opening three-game series against No. 14 Long Beach State, 11-1, Sunday afternoon in non-conference action at Packard Stadium. ASU starter Brett Bordes was saddled with the tough luck loss giving up three unearned runs in four innings of work. The junior lefty struck out four and did not allow a walk in his 2005 debut. ASU designated hitter Zechry Zinicola and senior catcher Tuffy Gosewisch each recorded two hits for the Sun Devils. Junior preseason All-American Travis Buck went 1-for-4 with a double and finished the week-end 5-for-12 (.417).

### GAME 4

#### #9 SUN DEVILS 12, NMSU 0

Feb. 4 at Packard Stadium

	<b>1</b>	<b>2</b>	<b>3</b>	<b>4</b>	<b>5</b>	<b>6</b>	<b>7</b>	<b>8</b>	<b>9</b>		<b>R</b>	<b>H</b>	<b>E</b>
NMSU	0	0	0	0	0	0	0	0	0	-	0	7	2
ASU	0	1	2	0	2	4	0	3	x	-	12	15	0

W: Averill (1-1); L: Conner (0-1); S: None

HR: None

Time: 2:47 Attendance: 2,163 Record: 2-2

**HIGHLIGHTS:** Arizona State junior starting pitcher Erik Averill struck out a career high 14 batters in a complete-game shutout to lead the No. 9 Sun Devils to a commanding 12-0 victory over New Mexico State Friday evening at Packard Stadium in the third game of the Bob Schaefer Memorial Tournament. Senior first baseman Jeff Larish added four hits and four RBI as the Sun Devils improved to 2-2 on the season and 1-0 in tournament action. Joey Hooft, Tuffy Gosewisch and Travis Buck all added two hits apiece as the Devils recorded a season high with 15 hits.

### GAME 5

#### #9 SUN DEVILS 10, Gonzaga 8

Feb. 5 at Packard Stadium

	<u>1</u>	<u>2</u>	<u>3</u>	<u>4</u>	<u>5</u>	<u>6</u>	<u>7</u>	<u>8</u>	<u>9</u>		<u>R</u>	<u>H</u>	<u>E</u>
GU	0	0	1	2	0	0	0	2	3	-	8	11	0
ASU	0	3	0	1	4	1	1	0	x	-	10	14	4

W: Urquidez (1-0); L: Bryner (0-1); S: Zinicola (1)

HR: Thibault (1)

Time: 3:24 Attendance: 2,073 Record: 3-2

**HIGHLIGHTS:** Arizona State freshmen Vinny Biancamano and Andrew Romine each recorded three hits and sophomore closer Zechry Zinicola recorded his first save of the season by holding off a late rally to lead the No. 9 Sun Devils to a 10-8 victory over Gonzaga Saturday afternoon at Packard Stadium. Senior starting pitcher Jason Urquidez gave up six hits and five runs (four earned) in seven-plus innings. Biancamano and Romine were part of a 14-hit attack that saw five players record multi-hit games. Freshman teammate J.J. Sferra added two hits as the No. 7-8-9 hitters in the ASU lineup combined to go 8-for-11 with three doubles and five RBI. Sophomore left fielder Colin Curtis went 2-for-4 with three RBI and senior catcher Tuffy Gosewisch was 2-for-4 with two RBI.

### GAME 6

#### Oregon State 12, #9 SUN DEVILS 6

Feb. 6 at Packard Stadium

	<u>1</u>	<u>2</u>	<u>3</u>	<u>4</u>	<u>5</u>	<u>6</u>	<u>7</u>	<u>8</u>	<u>9</u>		<u>R</u>	<u>H</u>	<u>E</u>
OSU	0	2	0	1	8	0	1	0	0	-	12	15	1
ASU	0	4	1	0	0	0	0	1	0	-	6	8	5

W: Gunderson (1-0); L: Bordes (0-2); S: None

HR: Anderson (1), Gosewisch (1)

Time: 3:16 Attendance: 2,099 Record: 3-3

**HIGHLIGHTS:** An eight-run fifth inning by Oregon State and five errors cost the No. 9 Arizona State Sun Devils proved costly in a 12-6 non-conference loss to the Beavers Sunday afternoon at Packard Stadium in the fourth day of the Bob Schaefer Memorial Baseball Tournament. Despite committing four errors in the first three innings, the Sun Devils still held a 5-2 lead. After a single tally in the fourth, OSU sent 11 batters to the plate and hit five doubles in the eight-run fifth to put the game out of reach. Lead-off hitter Colin Curtis was the only Sun Devil to record a multi-hit game, going 2-for-5 with one RBI to extend his hitting streak to seven games dating back to the end of the 2004 season. Senior catcher Tuffy Gosewisch went 1-for-4 with ASU's first home run of the season. Freshman shortstop Andrew Romine went 1-for-2 to extend his hitting streak to five games.

### GAME 7

#### #12 SUN DEVILS 11, NMSU 10

Feb. 7 at Packard Stadium

	<u>1</u>	<u>2</u>	<u>3</u>	<u>4</u>	<u>5</u>	<u>6</u>	<u>7</u>	<u>8</u>	<u>9</u>		<u>R</u>	<u>H</u>	<u>E</u>
NMSU	1	1	0	1	0	0	0	4	3	-	10	9	1
ASU	2	2	1	0	0	0	0	3	3	-	11	15	2

W: Zinicola (2-0); L: Gausman (0-1); S: None

HR: Harvey (2)

Time: 3:30 Attendance: 2,547 Record: 4-3

**HIGHLIGHTS:** Colin Curtis hit a walk-off single to score J.J. Sferra with the game-winning run to cap a three-run ninth inning as the No. 12 Sun Devils pulled off a wild 11-10 victory over New Mexico State Monday evening at Packard Stadium in the final game of the Bob Schaefer Memorial Tournament. The ninth-inning rally was a fitting end to a game that saw ASU lead 5-3 after seven innings and featured four lead changes over the final two innings. The Aggies scored four runs in the top of the eighth to grab a 7-5 lead, but the Sun Devils answered with three runs in the bottom of the eighth to regain the lead at 8-7. Senior third baseman Joey Hooft appeared to have the game-winning hit with a two-run double, staking the Devils to an 8-7 lead. Not to be outdone, New Mexico State left fielder Adam Harvey hit a three-run home run with two outs in the top of the ninth inning off ASU closer Zechry Zinicola to give NMSU a 10-8 lead. Tuffy Gosewisch fueled the ninth-inning heroics with a leadoff double off the right field wall. After a single by redshirt freshman Rocky Laguna, Gosewisch pulled the Devils to within one run when he scored on a wild pitch. Down to their last out after consecutive strikeouts by Joe Persichina and Seth Dhaenens, Sferra responded after being down in the count 1-2 with a clutch single up the middle to score Laguna with tying run. Sferra stole second base and scored the winner when Curtis drilled a full-count slider from NMSU closer Brian Gausman into left field to end the game. Gosewisch went 3-for-5 with three doubles and two RBI and Laguna went 3-for-5 with four stolen bases in his first career start.

### GAME 8

#### #12 SUN DEVILS 7, South Alabama 2

Feb. 12 at Surprise Stadium

	1	2	3	4	5	6	7	8	9		R	H	E
USA	0	0	0	0	0	0	0	0	2	-	2	5	0
ASU	0	1	0	0	5	0	1	0	x	-	7	10	2

W: Averill (2-1); L: Walters (0-1); S: None

HR: Larish (1)

Time: 2:24 Attendance: 1,003 Record: 5-3

**HIGHLIGHTS:** Erik Averill threw his second consecutive complete-game to lead the No. 12 Sun Devils to a 7-2 victory over South Alabama in the first game of the Coca-Cola Spring Training Classic at Surprise Stadium. Preseason All-Americans Jeff Larish and Travis Buck each went 2-for-4 with two RBI and Larish added his first home run of the season to lead the ASU offense that registered 10 hits. Six of ASU's seven runs came with two outs on the scoreboard, including all runs in the season-high five-run fifth. Joey Hooft also added two hits in the victory. Averill scattered five hits and allowed only one earned run while striking out eight and walking only one.

### GAME 9

#### #12 SUN DEVILS 7, Oklahoma 5

Feb. 12 at Surprise Stadium

	<u>1</u>	<u>2</u>	<u>3</u>	<u>4</u>	<u>5</u>	<u>6</u>	<u>7</u>	<u>8</u>	<u>9</u>		<u>R</u>	<u>H</u>	<u>E</u>
OKLA	1	0	0	0	0	4	0	0	0	-	5	11	1
ASU	3	0	0	0	2	2	0	0	x	-	7	12	1

W: Barnette (1-0); L: Patterson (0-1); S: None

HR: Larish (2)

Time: 3:21 Attendance: 678 Record: 6-3

**HIGHLIGHTS:** Jeff Larish went 2-for-4 with four RBI and junior reliever Tony Barnette allowed one hit in 3.2 shutout innings to lead the No. 12 Sun Devils to a 7-5 victory over Oklahoma at Surprise Stadium to conclude the first day of the Coca-Cola Spring Training Classic. Barnette came out of the bullpen in relief of starter Jason Urquidez and reliever Pat Bresnahan with the go-ahead run on third base, but got two quick strikeouts to keep the game tied. He went on to strike out five and walk only one in 3.2 innings to pick up his first win as a Sun Devil. Urquidez scattered nine hits and gave up five runs (four earned) in 5.1 innings to record the no-decision. Larish went 2-for-4 and ended the day 4-for-8 with six RBI and a pair of home runs. Sophomore leadoff hitter Colin Curtis was 2-for-5 with two runs scored and an RBI and sophomore second baseman Joe Persichina went 2-for-4 for his first multi-hit performance of the year.

### GAME 10

#### Gonzaga 2, #12 SUN DEVILS 0

Feb. 13 at Surprise Stadium

	<u>1</u>	<u>2</u>	<u>3</u>	<u>4</u>	<u>5</u>	<u>6</u>	<u>7</u>	<u>8</u>	<u>9</u>		<u>R</u>	<u>H</u>	<u>E</u>
GU	0	0	0	1	1	0	0	0	0	-	2	6	0
ASU	0	0	0	0	0	0	0	0	0	-	0	4	3

W: Donovan (1-1); L: Zinicola (2-1); S: Albrecht (1)

HR: None

Time: 2:15 Attendance: 456 Record: 6-4

**HIGHLIGHTS:** Gonzaga starting pitcher Patrick Donovan threw seven shutout innings to make a pair of unearned runs standup in a 2-0 upset of No. 12 Arizona State Sun Devils on Sunday afternoon in the final game of the Coca-Cola Spring Training Classic at Surprise Stadium. ASU sophomore Zechry Zinicola made his first start of the year and was saddled with the tough-luck loss. Zinicola gave up only three hits and two unearned runs in 4.1 innings. He struck out four and walked only one to fall to 2-1 on the season. Junior left-hander Brett Bordes dominated in his first relief appearance of the year with 4.2 scoreless innings. He scattered three hits and struck out three to keep ASU close. Second baseman Joe Persichina recorded two of ASU's four hits with his second consecutive multi-hit game.





# Sun Devil Baseball 2005

## Game-by-Game Capsules:

### GAME 11

#### #9 Arizona 7, #11 SUN DEVILS 6

Feb. 15 at Kindall Field at Sancet Stadium

	1	2	3	4	5	6	7	8	9	10	11	12	13	14	R	H	E
ASU	1	2	0	1	1	0	0	0	0	0	0	0	0	1	-	6	11 3
UA	1	0	0	0	0	1	3	0	0	0	0	0	0	2	-	7	12 2

W: Koons (1-0); L: Marotz (0-1); S: None

HR: Van Houten (1), Brown (3)

Time: 5:13 Attendance: 1,310 Record: 6-5

**HIGHLIGHTS:** Arizona first baseman Jordan Brown hit a two-out, two-run walk-off home run in the bottom of the 14th inning to give the No. 9 Wildcats a dramatic 7-6 victory over No. 12 Arizona State at Kindall Field at Sancet Park. The Sun Devils pulled ahead with a two-out, bases loaded walk to Joe Persichina in the top of the 14th before the Wildcats staged the two-out rally. Jeff Van Houten laced a single up the middle and Brown followed drilling a 2-1 fastball from Ty Marotz over the right field fence for the game to give UA the victory. The heart-breaking loss spoiled a pair of solid pitching performances from Tony Barnette and Pat Bresnehan. Making his first career start, Barnette scattered five hits and two runs in 5.1 innings. Bresnehan tied a career high with seven strikeouts in the longest outing of his career (5.1 IP). Left fielder Colin Curtis went 4-for-6 to lead the Sun Devil offense.

### GAME 12

#### #1 Tulane 8, #11 SUN DEVILS 2

Feb. 18 at Turchin Stadium

	1	2	3	4	5	6	7	8	9		R	H	E
ASU	0	0	0	0	1	0	0	1	0	-	2	6	2
TUL	3	0	0	0	4	1	0	0	x	-	8	10	1

W: Boguevic (2-0); L: Urquidez (1-1); S: Mohl (1)

HR: Southard (2)

Time: 3:05 Attendance: 3,784 Record: 6-6

**HIGHLIGHTS:** The top-ranked Tulane Green Wave score three innings in the first inning and never looked back in a 8-2 victory over No. 11 Arizona State University Friday evening in non-conference action at Turchin Stadium. ASU starter Jason Urquidez took the loss giving up seven runs (six earned) and tied a career high with six walks in five innings. Despite striking out a season high seven batters, Urquidez fell to 1-1 on the year. Junior Kevin Dryanski allowed one run and struck out two over the final three innings. Colin Curtis led the Sun Devils at the plate going 2-for-3 for his team-leading seventh multi-hit game of the year.

### GAME 13

#### #1 Tulane 7, #11 SUN DEVILS 2

Feb. 19 at Zephyr Field

	1	2	3	4	5	6	7	8	9		R	H	E
ASU	0	0	2	0	0	0	0	0	0	-	2	10	1
TUL	0	0	2	0	0	5	0	0	x	-	7	13	0

W: Owings (1-0); L: Averill (2-2); S: None

HR: None

Time: 2:41 Attendance: 7,435 Record: 6-7

**HIGHLIGHTS:** Tulane starting pitcher Micah Owings worked eight strong innings and helped his own cause at the plate with a two-run double to lift the No. 1 Green Wave to a series-clinching 7-2 victory over No. 11 Arizona State Saturday afternoon in front of 7,435 fans at Zephyr Field. Owings earned the win on the mound to improve to 1-0 on the season and finished 1-for-2 at the plate with two runs scored and two RBI. Junior Erik Averill was saddled with the loss for ASU giving up five runs in five innings. Senior catcher Tuffy Gosewisch led the ASU offense going 3-for-4 with two RBI to extend his career-high hitting streak to 11 games.

### GAME 14

#### #1 Tulane 9, #11 SUN DEVILS 3

Feb. 20 at Turchin Stadium

	<u>1</u>	<u>2</u>	<u>3</u>	<u>4</u>	<u>5</u>	<u>6</u>	<u>7</u>	<u>8</u>	<u>9</u>		<u>R</u>	<u>H</u>	<u>E</u>
ASU	0	0	0	0	3	0	0	0	0	-	3	8	1
TUL	0	0	4	2	0	0	0	3	x	-	9	10	0

W: Crowel (2-0); L: Bresnehan (0-1); S: None

HR: Fox (1), Barket (1), Manzella (1)

Time: 2:45 Attendance: 3,085 Record: 6-8

**HIGHLIGHTS:** Tulane right fielder Matt Barket hit a grand slam home run to lead the top-ranked Green Wave to a 9-3 victory to clinch a non-conference series sweep over No. 11 Arizona State in front of 3,085 fans Sunday afternoon at Turchin Stadium. Jeff Larish led the Sun Devils going 2-for-4 with a pair of doubles. Rocky Laguna went 1-for-3 with a RBI double and freshman Willy Fox hit a two-run home run in his first career start

### GAME 15

#### #7 Arizona 11, SUN DEVILS 5

Feb. 23 at Kindall Field at Sancet Stadium

	<u>1</u>	<u>2</u>	<u>3</u>	<u>4</u>	<u>5</u>	<u>6</u>	<u>7</u>	<u>8</u>	<u>9</u>		<u>R</u>	<u>H</u>	<u>E</u>
ASU	0	0	0	1	1	2	0	1	0	-	5	9	2
UA	3	2	0	2	1	0	0	3	x	-	11	17	0

W: Berger (2-0); L: Barnette (1-1); S: Melancon (1)

HR: Larish (2), Frey (1), Hundley (4), Boyer (1)

Time: 3:18 Attendance: 1,714 Record: 6-9

**HIGHLIGHTS:** Arizona State senior All-American Jeff Larish hit a pair of solo home runs, but it wasn't enough as the Sun Devils dropped their sixth straight game in a 11-5 non-conference loss to No. 7 Arizona Wednesday evening at Kindall Field at Sancet Park. Arizona scored nine of its 11 runs with two outs on the scoreboard. Larish went 2-for-3 and Joe Persichina (2-for-4) and Tuffy Gosewisch (2-for-4) each added multi-hit games. Junior Tony Barnette took the loss giving up six hits and five runs in 1.2 innings. Arizona center fielder Chris Frey went 3-for-5 with three runs and three RBI while falling a double short of hitting for the cycle.

### GAME 16

#### SUN DEVILS 5, #8 Baylor 3

Feb. 25 at Packard Stadium

	1	2	3	4	5	6	7	8	9		R	H	E
BU	0	0	0	0	1	0	2	0	0	-	3	10	3
ASU	0	0	0	1	0	0	4	0	x	-	5	5	2

W: Urquidez (2-1); L: Taylor (2-1); S: None

HR: Buck (1)

Time: 2:43 Attendance: 2,627 Record: 7-9

**HIGHLIGHTS:** Arizona State junior right fielder Travis Buck connected on a game-winning grand slam home run in the bottom of the seventh inning to give the Sun Devils a 5-3 come-from-behind victory over No. 8 Baylor. The victory snapped a school-record-tying six-game losing streak. Jason Urquidez picked up the win with three dominating innings out of the bullpen. He improved to 2-1 on the season allowing only one hit and striking out four in his fifth career relief appearance. Sophomore starter Zechry Zimicola gave a quality start allowing three runs (two earned) and struck out a career-high six in six innings. Buck (2-for-4) and J.J. Sferri (2-for-3) accounted for four of ASU's five hits.

### GAME 17

#### SUN DEVILS 12, #8 Baylor 4

Feb. 26 at Packard Stadium

	1	2	3	4	5	6	7	8	9		R	H	E
BU	0	0	0	1	2	0	1	0	0	-	4	8	2
ASU	2	0	1	2	3	0	1	3	x	-	12	16	1

W: Bordes (1-2); L: VanAllen (2-1); S: None

HR: Fox (2), Reynolds (3)

Time: 3:16 Attendance: 2,603 Record: 8-9

**HIGHLIGHTS:** Arizona State junior right fielder Travis Buck continued his hot hitting going 4-for-5 and freshman designated hitter Willy Fox went 2-for-4 with four RBI to lead the Sun Devils to a 12-4 victory over No. 8 Baylor. The Sun Devils recorded its best offensive performance of the season with 16 hits and 12 runs en route to securing the series victory over the nationally ranked Bears. Continuing a stretch of nine straight games against top 10 teams, ASU improved to 8-9 on the season and 3-7 against ranked opponents. Buck led five players with multi-hit games for the Sun Devils. Fox earned his second career start and responded hitting his second home run of the season. Colin Curtis also had a solid game going 3-for-3 with three RBI and two runs scored.

### GAME 18

#### #8 Baylor 8, SUN DEVILS 7 (10 innings)

Feb. 27 at Packard Stadium

	<u>1</u>	<u>2</u>	<u>3</u>	<u>4</u>	<u>5</u>	<u>6</u>	<u>7</u>	<u>8</u>	<u>9</u>	<u>10</u>		<u>R</u>	<u>H</u>	<u>E</u>
BU	0	0	2	0	2	0	0	0	1	3	-	8	10	1
ASU	4	1	0	0	0	0	0	0	0	2	-	7	9	5

W: LaMotta (2-0); L: Urquidez (2-2); S: Woody (3)

HR: Fox (3), Reynolds (4)

Time: 3:39 Attendance: 2,799 Record: 8-10

**HIGHLIGHTS:** The No. 8 Baylor Bears capitalized on four Arizona State errors over the last three innings and held off a furious rally to salvage the final game of a three-game non-conference series with a 8-7 victory in 10 innings. Baylor took the lead with three unearned runs in the top of the 10th and held off a late ASU rally to avoid the series sweep.

### GAME 19

#### SUN DEVILS 4, #4 North Carolina 3 (11)

Mar. 4 at Clark-LeClair Stadium

	<u>1</u>	<u>2</u>	<u>3</u>	<u>4</u>	<u>5</u>	<u>6</u>	<u>7</u>	<u>8</u>	<u>9</u>	<u>10</u>	<u>11</u>		<u>R</u>	<u>H</u>	<u>E</u>
UNC	0	0	0	0	0	3	0	0	0	0	0	-	3	3	3
ASU	0	1	0	0	0	0	2	0	0	0	1	-	4	8	1

W: Urquidez (3-2); L: Phillips (0-1); S: None

HR: Webb (2), Flack (2)

Time: 3:49 Attendance: 4,410 Record: 9-10

**HIGHLIGHTS:** Jason Urquidez struck out nine in 5.1 scoreless innings and sophomore left fielder Colin Curtis scored on a bases loaded wild pitch in the bottom of the 11th inning to lead the Sun Devils to a 4-3 victory over No. 4 North Carolina Friday evening at Clark-LeClair Stadium. Curtis reached base for the sixth time in the game on a fielding error by UNC shortstop Josh Horton with two outs in the 11th. Curtis stole second base and then senior first baseman Jeff Larish was intentionally walked and catcher Tuffy Gosewisch was hit by a pitch to load the bases. Curtis crossed the plate with the winning run on the wild pitch on reliever Bryan Phillips' first offering to pinch-hitter Rocky Laguna. Urquidez dominated out of the bullpen with a season-high nine strikeouts while not allowing a hit in 5.1 scoreless frames. Starter Zechry Zimicola was solid in his third start of the season, scattering three hits and three runs in 5.2 innings. He struck out five and walked four to remain 2-1 on the season. Travis Buck and J.J. Sferri were each 2-for-6 to lead the Sun Devil offense.

### GAME 20

#### SUN DEVILS 10, East Carolina 3

Mar. 5 at Clark-LeClair Stadium

	<u>1</u>	<u>2</u>	<u>3</u>	<u>4</u>	<u>5</u>	<u>6</u>	<u>7</u>	<u>8</u>	<u>9</u>		<u>R</u>	<u>H</u>	<u>E</u>
ASU	5	0	2	3	0	0	0	0	0	-	10	5	1
ECU	1	0	0	0	0	0	2	0	0	-	3	7	2

W: Averill (3-2); L: Flye (3-1); S: None

HR: Larish (5), Gosewisch (2), Richardson (2)

Time: 3:04 Attendance: 5,023 Record: 10-10

**HIGHLIGHTS:** Arizona State senior catcher Tuffy Gosewisch went 2-for-4 with four RBI leading the Sun Devils to a 10-3 victory over East Carolina on a chilly Saturday evening during the second day of the Keith LeClair Classic at Clark LeClair Stadium. The Sun Devils scored five runs in the opening frame and added a two-run home run from Gosewisch in the third and a three-run home run from senior first baseman Jeff Larish in the fourth to account for all the scoring. Junior starting pitcher Erik Averill worked 6.1 strong innings giving up three runs (two earned) and six hits to improve to 3-2 on the season. He struck out three and walked a season-high four. Junior Tony Barnette closed out the victory with 2.2 scoreless frames.

### GAME 21

#### SUN DEVILS 3, Ohio State 0

Mar. 6 at Clark-LeClair Stadium

	<u>1</u>	<u>2</u>	<u>3</u>	<u>4</u>	<u>5</u>	<u>6</u>	<u>7</u>	<u>8</u>	<u>9</u>		<u>R</u>	<u>H</u>	<u>E</u>
OSU	0	0	0	0	0	0	0	0	0	-	0	6	1
ASU	0	0	0	0	1	0	0	2	x	-	3	8	3

W: Bresnehan (1-1); L: DeLucia (0-1); S: Bordes (1)

HR: None

Time: 2:37 Attendance: 3,368 Record: 11-10

**HIGHLIGHTS:** Sophomore starting pitcher Pat Bresnehan and junior reliever Brett Bordes combined on a six-hit shutout in leading the Sun Devils to a 3-0 victory over Ohio State in the final day of the Keith LeClair Classic at Clark-LeClair Stadium. The Sun Devils extended their season high winning streak to three games to improve to 11-10 overall and have won five of their last six games. Bresnehan scattered five hits in six shutout innings to earn the victory and improve to 1-1 on the season. Bordes gave up one hit over the final three innings to seal the win and earn his first save of the year. ASU junior right fielder Travis Buck went 2-for-4 with a double and one RBI and freshman designated hitter Willy Fox went 1-for-4 with a two-run single.



# Sun Devil Baseball 2005

## Game-by-Game Capsules:

### GAME 22

#### #5 LSU 6, SUN DEVILS 5

March 11 at Alex Box Stadium

	<u>1</u>	<u>2</u>	<u>3</u>	<u>4</u>	<u>5</u>	<u>6</u>	<u>7</u>	<u>8</u>	<u>9</u>		<u>R</u>	<u>H</u>	<u>E</u>
ASU	0	3	0	0	0	0	0	2	0	-	5	9	0
LSU	1	0	3	2	0	0	0	0	x	-	6	10	1

W: Mestepey (4-1); L: Zinicola (2-2); S: Dirks (1)

HR: Stewart (1)

Time: 2:40 Attendance: 7,298 Record: 11-11

**HIGHLIGHTS:** LSU senior starting pitcher Lane Mestepey scattered nine hits in eight solid innings and normal weekend starter Clay Dirks threw a scoreless ninth inning to lead the fifth-ranked Tigers to a 6-5 victory over Arizona State Friday night in front of 7,298 at Alex Box Stadium. ASU sophomore Zechry Zinicola was tagged for six runs and seven hits in three and one-third innings to record the loss. He battled control problems with three walks, two of which came around to score, and struck out one. The bullpen continued its recent dominance as Brett Bordes, Quentin Andes and Kevin Dryanski combined for 5.2 scoreless innings. Rocky Laguna led the Sun Devils at the plate going 2-for-4 with two RBI and shortstop Andrew Romine was 2-for-3.

### GAME 23

#### SUN DEVILS 19, Western Illinois 1

March 12 at Alex Box Stadium

	<u>1</u>	<u>2</u>	<u>3</u>	<u>4</u>	<u>5</u>	<u>6</u>	<u>7</u>	<u>8</u>	<u>9</u>		<u>R</u>	<u>H</u>	<u>E</u>
WIU	0	0	0	0	1	0	0	0	0	-	1	8	5
ASU	1	4	0	4	2	4	3	1	x	-	19	23	1

W: Averill (4-2); L: Navin (0-2); S: Garrison (1)

HR: Larish 2 (7), Zinicola (1)

Time: 2:50 Attendance: 375 Record: 12-11

**HIGHLIGHTS:** Arizona State junior third baseman Travis Buck and freshman designated hitter Willy Fox each recorded four hits as the Sun Devils recorded season highs with 23 hits and 19 runs in a 19-1 victory over Western Illinois. Buck went 4-for-6 with four runs scored, two triples and four RBI to extend his season-high hitting streak to eight games. Fox recorded a career-high four hits by going 4-for-5 with two doubles and three runs scored. Senior first baseman Jeff Larish went 3-for-6 with a pair of home runs and five RBI. Seven Sun Devils in all recorded multi-hit games, including a 3-for-4 performance from leadoff hitter Rocky Laguna and the first two career hits from freshman reserve catcher Austin Stockfisch.

### GAME 24

#### SUN DEVILS 30, Western Illinois 13

March 13 at Alex Box Stadium

	<b>1</b>	<b>2</b>	<b>3</b>	<b>4</b>	<b>5</b>	<b>6</b>	<b>7</b>	<b>8</b>	<b>9</b>		<b>R</b>	<b>H</b>	<b>E</b>
ASU	3	2	3	4	0	0	3	0	15	-	30	35	2
WIU	2	2	0	3	0	0	0	0	6	-	13	18	3

W: Satow (1-0); L: Kohorst (3-3); S: None

HR: Larish 2 (9), Gosewisch (3), Fox (4), Dhaenens (1)

Time: 3:44 Attendance: 175 Record: 13-11

**HIGHLIGHTS:** Led by six hits from junior Travis Buck and a pair of home runs from senior Jeff Larish, the Arizona State Sun Devils set a school record with 35 hits in a 30-13 victory over Western Illinois. In addition to setting the school record for hits in a game (35), the Sun Devils also set school records for total bases (57), most runs in an inning (15 in the 9th), hits in an inning (16 in the ninth) and tied for fourth in runs scored. Travis Buck went 6-for-8 with three RBI and senior Jeff Larish belted two home runs for the second consecutive game and went 4-for-6 while tying a school record with six runs scored. Rocky Laguna (3-for-4), Colin Curtis (2-for-8), Austin Stockfisch (2-for-2), Willy Fox (3-for-5, HR, 5 R, 3 RBI), Seth Dhaenens (3-for-5, 4 R, HR, 6 RBI) and Andrew Romine (5-for-5, 4 RBI) also contributed multi-hit performances in the record-breaking offensive contest. Fox also added his fourth home run of the season and went 3-for-3 with a double, single and home run in the 15-run ninth inning. Senior catcher Tuffy Gosewisch blasted his third of the year with a two-run shot to left field in the first inning and redshirt sophomore Seth Dhaenens hit his first career home run while going 3-for-5 with six RBI. Freshman left-hander Josh Satow earned the win in his collegiate debut allowing nine hits and nine runs (six earned) in 5.0 innings out of the bullpen. Junior starter Tony Barnette didn't last past the second inning giving up four runs on seven hits in just 1.2 innings.

### GAME 25

#### #5 LSU 20, SUN DEVILS 3

March 13 at Alex Box Stadium

	<u>1</u>	<u>2</u>	<u>3</u>	<u>4</u>	<u>5</u>	<u>6</u>	<u>7</u>	<u>8</u>	<u>9</u>		<u>R</u>	<u>H</u>	<u>E</u>
ASU	2	0	0	0	0	1	0	0	0	-	3	6	3
LSU	4	0	0	12	1	2	0	1	x	-	20	20	1

W: Smith (4-1); L: Bresnahan (1-2); S: None

HR: Gosewisch (4), Gill (2), Patterson 2 (6), Harris, C. (3), Stavinoha (4), Liuzza (2)

Time: 2:54 Attendance: 7,422 Record: 13-12

**HIGHLIGHTS:** Led by a grand slam home run from third baseman Blake Gill, the fifth-ranked LSU Tigers hit four consecutive home runs as part of a 12-run fourth inning to overpower visiting Arizona State 20-3. Just a few hours after setting several offensive records in a 30-13 victory over Western Illinois, it was the Tigers that exploded for 20 hits, including six home runs and 11 extra base hits. The 12-run fourth inning marked the second most runs ASU has given up in an inning in school history. The 20 runs given up also rank tied for seventh in the record books. After recording a school-record 35 hits earlier in the afternoon, the Sun Devil bats fell silent with only six hits. Senior catcher Tuffy Gosewisch (Scottsdale, Ariz.) went 1-for-4 with two RBI and a solo home run.

### GAME 26

#### SUN DEVILS 5, Oklahoma 4

March 18 at Packard Stadium

	<u>1</u>	<u>2</u>	<u>3</u>	<u>4</u>	<u>5</u>	<u>6</u>	<u>7</u>	<u>8</u>	<u>9</u>		<u>R</u>	<u>H</u>	<u>E</u>
OU	0	0	0	1	3	0	0	0	0	-	4	6	2
ASU	0	2	1	1	0	0	0	0	1	-	5	10	1

W: Urquidez (4-2); L: Brownell (0-1); S: None

HR: Larish (10)

Time: 3:17 Attendance: 3,516 Record: 14-12

**HIGHLIGHTS:** Jeff Larish hit a walk-off solo home run with one out in the bottom of the ninth inning to lift the Sun Devils to a 5-4 victory over the University of Oklahoma Friday night in front of 3,516 fans at Winkles Field at Packard Stadium. Larish finished 2-for-3 with two walks and hit his NCAA-leading 10th home run of the year to give the Sun Devils their eighth win in the last 11 games, improving to 14-12 overall. Jason Urquidez earned the win giving up two hits in 1.1 scoreless frames to improve to 4-2 on the season. Junior reliever Tony Barnett kept the Sun Devils in the game with four strikeouts in 2.2 scoreless frames. Larish notched his ninth multi-hit game of the year and was one of four Sun Devils to register a pair of hits in the victory. Junior pre-season All-American Travis Buck continued his hot hitting going 2-for-5 with an RBI and center fielder Colin Curtis and first baseman Joe Persichina each had two hits.

### GAME 27

#### SUN DEVILS 5, Oklahoma 1

March 19 at Packard Stadium

	1	2	3	4	5	6	7	8	9		R	H	E
OU	1	0	0	0	0	0	0	0	0	-	1	5	2
ASU	0	3	1	0	0	0	1	0	x	-	5	6	2

W: Averill (5-2); L: Sandoval (1-1); S: None

HR: None

Time: 2:36 Attendance: 2,915 Record: 15-12

**HIGHLIGHTS:** Erik Averill allowed one unearned run in his third complete game of the year to lead the Sun Devils to a 5-1 victory over Oklahoma. Averill scattered five hits (all singles) and had only one ball reach the outfield in his third complete-game effort of the season. He improved to 5-2 on the season by striking out seven and walking two while allowing only an unearned run in the top of the first inning. The junior lefty lowered his season ERA to 2.75. The Sun Devils out-hit OU 6-5 with junior third baseman Travis Buck and sophomore center fielder Colin Curtis each recording two hits. Buck went 2-for-4 with a triple and has now recorded at least one hit in 11 of his last 12 games. The converted outfielder was also flawless in the field with seven assists. OU junior RHP P.J. Sandoval suffered the loss.

### GAME 28

#### SUN DEVILS 6, Oklahoma 5

March 20 at Packard Stadium

	<u>1</u>	<u>2</u>	<u>3</u>	<u>4</u>	<u>5</u>	<u>6</u>	<u>7</u>	<u>8</u>	<u>9</u>		<u>R</u>	<u>H</u>	<u>E</u>
OU	0	2	0	1	0	0	0	2	0	-	5	9	4
ASU	1	0	0	1	1	0	3	0	x	-	6	9	0

W: Barnette (2-1); L: McCutchen (1-2); S: Urquidez (1)

HR: Gosewisch (5), Buck (2)

Time: 3:28 Attendance: 3,375 Record: 16-12

**HIGHLIGHTS:** A bases loaded, three-run double by senior second baseman Joey Hooft that was lost in the sun by Oklahoma center fielder Jeff Scuderi led the Arizona State Sun Devils to a series sweeping 6-5 victory over the Sooners Sunday afternoon in front of 3,375 at Winkles Field at Packard Stadium. With the game tied at 3-3 and the bases loaded with two outs, Hooft lofted the first offering from reliever Daniel McCutchen to center field for what looked to be the third out of the inning. But, Scuderi seemed to lose track of the ball and it dropped to allow three runs to score. Oklahoma climbed to within one run with a two-run pinch-hit double from Kevin Smith in the eighth and then put the tying run aboard in the ninth, but senior closer Jason Urquidez picked off Russell Raley at first base to end the game. Urquidez nailed down his first career save giving up two hits in two scoreless innings to make a winner of junior right-handed reliever Tony Barnette. Third baseman Travis Buck led the Sun Devils at the plate going 3-for-4 with a solo home run and three runs scored.

### GAME 29

#### #21 USC 9, SUN DEVILS 8

March 24 at Dedeaux Field

	1	2	3	4	5	6	7	8	9		R	H	E
ASU	0	0	2	0	2	0	4	0	0	-	8	11	1
USC	0	0	1	1	4	3	0	0	x	-	9	10	0

W: Kennedy (3-1); L: Bordes (1-3); S: Koss (4)

HR: None

Time: 4:01 Attendance: 318 Record: 16-13

**HIGHLIGHTS:** Despite walking nine batters and hitting three more, the Arizona State Sun Devils still had a chance to win their Pac-10 opening game against No. 21 USC, but a late comeback wasn't enough in a 9-8 loss to the Trojans in a four-hour marathon Thursday night at Dedeaux Field. The Sun Devils scored four runs in the top of the seventh inning to pull to within one run, but USC closer Paul Koss shut the door on the victory with 2.2 scoreless innings to send the Trojans to their fifth straight victory. Travis Buck led the Sun Devils at the plate going 3-for-5 with two doubles and one RBI. Sophomore Colin Curtis and senior catcher Tuffy Gosewisch each added two hits as the Sun Devils out-hit the Trojans 11-10.

### GAME 30

#### SUN DEVILS 17, #21 USC 1

March 25 at Dedeaux Field

	1	2	3	4	5	6	7	8	9		R	H	E
ASU	2	0	0	9	2	0	0	4	0	-	17	22	4
USC	0	0	1	0	0	0	0	0	0	-	1	4	3

W: Bresnahan (2-2); L: Bannister (4-2); S: None

HR: Curtis (1), Larish (11)

Time: 3:15 Attendance: 738 Record: 17-13

**HIGHLIGHTS:** Behind a complete game from sophomore starting pitcher Pat Bresnahan and a career-high five hits from senior catcher Tuffy Gosewisch, the Arizona State Sun Devils earned their first Pac-10 victory of the season with a 17-1 thumping of the No. 21 University of Southern California Trojans Friday night at Dedeaux Field. Leading 2-1, ASU broke the game open with a nine-run fourth frame by sending 14 batters to the plate. Sophomore second baseman Seth Dhaenens recorded two of the Devils' eight hits in the inning and sophomore Colin Curtis hit a two-run home run. Gosewisch also contributed a two-run triple down the right field line. The big inning gave Bresnahan a comfortable lead as he cruised to his first career victory as a starting pitcher. The sophomore right-hander struck out five and allowed only one unearned run and four hits (all singles). Gosewisch led six different Sun Devils who recorded multi-hit games by going 5-for-6 with four runs and four RBI. He fell just a home run short of hitting for the cycle with singles in the first, third and fifth innings, a two-run triple in the fourth and a two-run double in the eighth. Senior first baseman Jeff Larish went 2-for-7 with his Pac-10 leading two-run home run and Curtis went 3-for-6 with three RBI and hit his first homer of the season.



# Sun Devil Baseball 2005

## Game-by-Game Capsules:

### GAME 31

#### SUN DEVILS 2, #21 USC 1

March 26 at Dedeaux Field

	1	2	3	4	5	6	7	8	9	10		R	H	E
ASU	0	0	0	1	0	0	0	0	0	1	-	2	5	0
USC	0	0	0	0	0	0	0	1	0	0	-	1	8	2

W: Bordes (2-3); L: Koss (2-1); S: Zinicola (2)

HR: Larish (12), Clement (5)

Time: 3:17 Attendance: 852 Record: 18-13

**HIGHLIGHTS:** Arizona State first baseman Jeff Larish hit his NCAA leading 12th home run of the season and knocked in the game-winning run on a sacrifice fly in the top of the 10th inning to lead the Sun Devils to a series clinching 2-1 victory over the No. 21 USC Trojans on Saturday afternoon at Dedeaux Field. ASU led 1-0 through seven innings on Larish's solo home run that led off the fourth inning. Senior starting pitcher Jason Urquidez held the Trojans scoreless until All-American catcher Jeff Clement drove a 3-2 fastball into the parking structure in right field to tie the game. Travis Buck led off the top of the 10th inning with a walk and moved to third base on a single by senior catcher Tuffy Gosewisch. Larish delivered the eventual game-winner lofting a 3-2 pitch from closer Paul Koss to right field to plate Buck with a sacrifice fly. After a double and a sac bunt moved the tying run to third base, sophomore Zachry Zinicola got Blake Sharpe to strike out and, after an intentional walk to Clement, got right fielder Cyle Hanker to bounce into a game-ending fielder's choice.

### GAME 32

#### #24 SUN DEVILS 13, Wright State 1

April 1 at Packard Stadium

	1	2	3	4	5	6	7	8	9		R	H	E
WSU	0	0	0	0	0	1	0	0	0	-	1	11	1
ASU	0	4	0	6	0	0	1	2	x	-	13	16	2

W: Averill (6-2); L: Kearcher (2-1); S: None

HR: Dhaenens (2)

Time: 3:17 Attendance: 2,163 Record: 19-13

**HIGHLIGHTS:** Erik Averill tossed five scoreless innings to record his fourth straight decision and five players recorded multi-hit games to lead the No. 24 Sun Devils to a commanding 13-1 victory over Wright State University in non-conference action Friday night at Winkles Field at Packard Stadium. The Sun Devils out-hit the Raiders 16-11 with all 19 active position players seeing action in the contest. Redshirt freshman Rocky Laguna went 2-for-4 with three stolen bases and two RBI to lead the balanced offensive attack. Zachry Zinicola (2-for-2, 2 RBI), Colin Curtis (2-for-4, 2 R, 2 RBI), Joey Hooft (2-for-3, 3B, 2 RBI) and J.J. Sferra (2-for-2) also added multi-hit games. Sophomore second baseman Seth Dhaenens hit a two-run home run as part of the four-run second inning for his second homer of the season.

### GAME 33

#### #24 SUN DEVILS 11, Wright State 3

April 2 at Packard Stadium

	1	2	3	4	5	6	7	8	9		R	H	E
WSU	0	0	0	0	0	1	0	0	0	-	1	11	1
ASU	0	4	0	6	0	0	1	2	x	-	13	16	2

W: Bresnehan (3-2); L: Snyder (1-4); S: None

HR: None

Time: 3:10 Attendance: 2,273 Record: 20-13

**HIGHLIGHTS:** Catcher Tuffy Gosewisch went 3-for-5 with four RBI to lead the No. 24 Sun Devils to a 11-3 series clinching victory over the Wright State Raiders on Saturday evening at Winkles Field at Packard Stadium. The Sun Devils won their fourth straight game and 14th out of the last 18 to improve to 20-13. Gosewisch led four players who tallied multi-hit games by recording his fifth game this season with three or more hits. Seth Dhaenens continued his hot hitting streak going 3-for-3 with one RBI and Rocky Laguna went 2-for-2 with three runs scored and reached base safely in each of his five plate appearances. Sophomore starting pitcher Pat Bresnehan tied his career high with seven strikeouts and limited the Raiders to five hits and two runs in five innings. The reigning Pac-10 Pitcher of the Week won his second straight start to improve to 3-2 on the season. Junior reliever Tony Barnett threw two scoreless frames and freshman right-hander Seth Garrison closed out the victory giving up one run and striking out three over the final two innings.

### GAME 34

#### #24 SUN DEVILS 14, Wright State 1

April 3 at Packard Stadium

	<u>1</u>	<u>2</u>	<u>3</u>	<u>4</u>	<u>5</u>	<u>6</u>	<u>7</u>	<u>8</u>	<u>9</u>		<u>R</u>	<u>H</u>	<u>E</u>
WSU	0	0	0	1	0	0	0	0	0	-	1	5	3
ASU	1	6	3	0	0	2	2	0	x	-	14	15	0

W: Urquidez (5-2); L: Barrett (3-3); S: None

HR: Larish (13), Laguna (1), Persichina (1)

Time: 2:56 Attendance: 2,077 Record: 21-13

**HIGHLIGHTS:** Rocky Laguna went 3-for-4 with four RBI and hit his first career home run to lead the No. 24 Sun Devils to a 14-1 non-conference victory over Wright State on a sunny Sunday afternoon at Winkles Field at Packard Stadium. The Sun Devils swept the Raiders by a combined score of 38-5 to extend their season-high win streak to five games. Laguna had a pair of singles and a three-run home run to leads ASU's 15-hit attack. Seth Dhaenens continued his hot streak at the plate going 2-for-2 with two runs and a pair of walks. Senior first baseman Jeff Larish went 2-for-5 with three RBI, including a two-run double and his Pac-10 leading 13th home run of the season. Senior RHP Jason Urquidez earned the win in a predetermined four-inning start. Urquidez scattered three hits and struck out seven to improve to 5-2 on the season and 17-5 in his career.

### GAME 35

#### #24 SUN DEVILS 11, California 7

April 9 at Evans Diamond (Game 1)

	<u>1</u>	<u>2</u>	<u>3</u>	<u>4</u>	<u>5</u>	<u>6</u>	<u>7</u>	<u>8</u>	<u>9</u>		<u>R</u>	<u>H</u>	<u>E</u>
ASU	0	4	0	0	3	2	2	0	0	-	11	13	0
CAL	0	2	2	0	0	0	0	2	1	-	7	12	2

W: Bordes (3-3); L: Dworkis (3-5); S: None

HR: Hooft (1), Satin (3), Bussiere (3)

Time: 3:34 Attendance: 472 Record: 22-13

**HIGHLIGHTS:** Travis Buck went 3-for-4 with two RBI and senior catcher Tuffy Gosewisch was 2-for-4 with three RBI to lead the No. 24 Sun Devils to a 11-7 victory over the California Golden Bears in the first game of a Pac-10 doubleheader Saturday afternoon at Evans Diamond. Buck raised his season batting average to a team-leading .361 with a pair of singles and his team-leading 14th double of the season. Gosewisch recorded his team-leading 13th multi-RBI game of the season, including a clutch two-out, two-run double in the top of the second inning. Leadoff hitter Rocky Laguna (2-for-6), second baseman Seth Dhaenens (2-for-3) and freshman center fielder J.J. Sferra (2-for-3) also notched multi-hit games as the Sun Devils out-hit Cal 13-12. Brett Bordes picked up the win out of the bullpen giving up three hits and two runs in 3.1 innings to improve to 3-3 on the season.

### GAME 37

#### California 7, #24 SUN DEVILS 3

April 9 at Evans Diamond (Game 2)

	1	2	3	4	5	6	7	8	9		R	H	E
ASU	0	4	0	0	3	2	2	0	0	-	11	13	0
CAL	0	2	2	0	0	0	0	2	1	-	7	12	2

W: Gold (5-3); L: Bresnehan (3-3); S: None

HR: Errecart (6), Craig (4)

Time: 2:52 Attendance: 403 Record: 22-14

**HIGHLIGHTS:** California starting pitcher Adam Gold gave up three runs while working into the eighth inning to lead the Golden Bears to a 7-3 victory over No. 24 Arizona State to salvage the second game of a Pac-10 doubleheader Saturday afternoon at Evans Diamond. ASU starting pitcher Pat Bresnehan (Sherborn, Mass.) was saddled with the loss giving up six runs (five earned) in 5.2 innings to fall to 3-3 on the year. Colin Curtis led the Sun Devils at the plate going 3-for-4. Senior first baseman Jeff Larish hit a pair of doubles while going 2-for-3 with one run scored. Sophomore second baseman Seth Dhaenens continued his hot hitting by going 2-for-4 with one RBI to extend his hitting streak to five games. Leadoff hitter Rocky Laguna notched his sixth straight multi-hit game by going 2-for-5 to extend his hitting streak to eight games.

### GAME 37

#### California 4, #24 SUN DEVILS 3

April 10 at Evans Diamond

	<u>1</u>	<u>2</u>	<u>3</u>	<u>4</u>	<u>5</u>	<u>6</u>	<u>7</u>	<u>8</u>	<u>9</u>		<u>R</u>	<u>H</u>	<u>E</u>
ASU	0	0	0	0	2	1	0	0	0	-	3	8	0
CAL	0	0	0	0	2	0	0	0	2	-	4	9	1

W: Talbott (3-1); L: Urquidez (5-3); S: None

HR: Bussiere (4)

Time: 2:58 Attendance: 513 Record: 22-15

**HIGHLIGHTS:** The California Golden Bears scored two runs in the bottom of the ninth inning off Arizona State closer Jason Urquidez to earn a 4-3 come-from-behind win and a crucial Pac-10 series victory over the No. 24 Sun Devils on a sunny Sunday afternoon at Evans Diamond. ASU carried a 3-2 lead into the bottom of the ninth inning, but a single and two walks off Urquidez loaded the bases. With one out, Cal leadoff hitter Mike Van Winden plated the game-tying run with a sharp single to left field. Third baseman Matt Einspahr followed with a line drive just over the glove shortstop Joe Persichina to drive home the game-winner. The ninth-inning rally spoiled another solid start from junior left-hander Erik Averill. Averill surrendered two runs and six hits in 5.2 innings while taking the no-decision. He struck out four and did not walk a batter.

### GAME 38

#### SUN DEVILS 9, #14 Stanford 2

April 15 at Packard Stadium

	<u>1</u>	<u>2</u>	<u>3</u>	<u>4</u>	<u>5</u>	<u>6</u>	<u>7</u>	<u>8</u>	<u>9</u>		<u>R</u>	<u>H</u>	<u>E</u>
STAN	1	0	0	0	1	0	0	0	0	-	2	5	0
ASU	3	0	4	2	0	0	0	0	x	-	9	12	0

W: Averill (7-2); L: Romanczuk (5-4); S: None

HR: Larish (14), Rapoport (2)

Time: 2:38 Attendance: 2,842 Record: 23-15

**HIGHLIGHTS:** Erik Averill scattered five hits in eight strong innings to lead the Sun Devils to a commanding 9-2 victory over No. 14 Stanford Friday evening in Pac-10 action at Winkles Field at Packard Stadium. Averill won his fifth straight decision to improve to 7-2 on the season. The southpaw struck out five and walked one while improving to 19-8 in his career. Senior first baseman Jeff Larish went 2-for-3 with three RBI and hit his Pac-10 leading 14th home run of the year to lead the Sun Devils at the plate. ASU out-hit Stanford 12-5 and were led by five players with multi-hit games. Right fielder Travis Buck (2-for-3, 2 R), catcher Tuffy Gosewisch (2-for-4, 2 RB), third baseman Joey Hooft (2-for-4) and second baseman Seth Dhaenens (2-for-4) all recorded two hits in the ASU victory.

### GAME 39

#### SUN DEVILS 6, #14 Stanford 5

April 16 at Packard Stadium

	<u>1</u>	<u>2</u>	<u>3</u>	<u>4</u>	<u>5</u>	<u>6</u>	<u>7</u>	<u>8</u>	<u>9</u>		<u>R</u>	<u>H</u>	<u>E</u>
STAN	0	0	1	0	0	1	2	1	0	-	5	9	0
ASU	0	2	0	0	0	0	1	0	3	-	6	9	2

W: Marotz (1-1); L: Holler (6-2); S: None

HR: Buck (3)

Time: 3:44 Attendance: 3,337 Record: 24-15

**HIGHLIGHTS:** Shortstop Joe Persichina drew a bases loaded walk with two outs in the bottom of the ninth inning to cap a three-run ninth inning to lead the Sun Devils to a dramatic 6-5 come-from-behind victory over the No. 14 Stanford Cardinal on Saturday night at Winkles Field at Packard Stadium. Junior pre-season All-American Travis Buck hit a game-tying two-run home run earlier in the ninth inning to set up the game-winning rally. Trailing 5-3 heading into their last at-bat, the Devils mounted a rally that ended in the third walk-off win of the season. After designated hitter Rocky Laguna led off the ninth with a single to center field, Buck drove a 2-2 pitch from Stanford ace reliever Blake Holler onto Rural Road over the right field fence to tie the game. Holler got two quick outs, but then walked left fielder Colin Curtis and was removed from the game after surrendering an infield single to second baseman Seth Dhaenens (Chandler, Ariz.). Freshman Nolan Gallagher came out of the bullpen and walked Joey Hooft to load the bases and then forced home the game-winner by missing on four out of five pitches to Persichina. Senior right-handed pitcher Ty Marotz benefited from the ninth-inning rally to pick up his first career win. Marotz gave up one hit and struck out two in a scoreless inning of work. Senior right-hander Jason Urquidez had his third straight solid start by allowing eight hits and four runs in six innings. He struck out eight and did not walk a batter to remain 5-3 on the season.





# Sun Devil Baseball 2005

## Game-by-Game Capsules:

### GAME 40

#### SUN DEVILS 10, #14 Stanford 9

April 17 at Packard Stadium

	1	2	3	4	5	6	7	8	9	R	H	E
STAN	1	0	1	0	1	2	0	3	0	-	9	17 1
ASU	0	0	3	0	0	7	0	0	x	-	10	11 0

W: Barnette (3-1); L: Reynolds (0-2); S: Urquidez (2)  
HR: Rapoport (3)

Time: 3:35 Attendance: 3,004 Record: 25-15

**HIGHLIGHTS:** Fueled by a three-run double off the bat of junior right fielder Travis Buck, Arizona State scored seven runs in the sixth inning and then held on for a series-sweeping 10-9 victory over No. 14 Stanford on a sunny Sunday afternoon in front of 3,004 fans at Winkles Field at Packard Stadium. The series sweep improved the Sun Devils to 25-15 overall and moved them into a tie for second in the Pac-10 at 6-3 with Oregon State and USC. After starting the season 6-9, ASU has won 19 of its last 25 games and are 9-11 against ranked opponents. Buck finished a solid weekend at the plate going 2-for-5 with three RBI and one run scored. Dhaenens extended his career-high hitting streak to nine games with his eighth multi-hit game of the year, going 2-for-4 with two RBI. Junior reliever Tony Barnette earned the win giving up three hits and two runs in an inning of work and Urquidez notched his second save of the year with 1.1 scoreless frames.

### GAME 41

#### #20 SUN DEVILS 12, UCLA 5

April 22 at Packard Stadium

	1	2	3	4	5	6	7	8	9	R	H	E
UCLA	0	0	0	5	0	0	0	0	0	-	5	7 2
ASU	0	0	2	0	0	6	1	3	x	-	12	17 2

W: Marotz (2-1); L: Schroeder (1-4); S: Barnette (1)

HR: Gosewisch (6), Jensen (2)

Time: 3:29 Attendance: 2,543 Record: 26-15

**HIGHLIGHTS:** Arizona State junior right fielder Travis Buck and freshman center fielder J.J. Sferra each had three hits as the No. 20 Sun Devils earned a come-from-behind 12-5 victory over UCLA Friday evening in Pac-10 play at Winkles Field at Packard Stadium. With its 10th straight victory at Packard Stadium and 20th in the last 26 games, ASU improved to 26-15 overall and remain in a tie for second place with a 7-3 mark in league play. The victory also gave head coach Pat Murphy his 800th career victory. Senior right-hander Ty Marotz earned his second win in as many weekends with a perfect inning of work out of the bullpen. Junior right-hander Tony Barnette allowed just one hit in three scoreless innings to earn his first career save. All but one starting position player recorded a hit as the Sun Devils out-hit the Bruins 17-7. Buck continued his hot hitting by going 3-for-5 with a double and one RBI. Seth Dhaenens went 2-for-4 with two RBI to extend his hitting streak to 10 games. The bottom four hitters in the lineup (Dhaenens, Joey Hooft, Sferra, Romine) combined to go 9-for-17 with five RBI. Senior catcher Tuffy Gosewisch also belted his sixth home run of the year.

### GAME 42

#### #20 SUN DEVILS 16, UCLA 2

April 23 at Packard Stadium

	1	2	3	4	5	6	7	8	9	R	H	E
UCLA	1	0	1	0	0	0	0	0	0	-	2	7 7
ASU	4	0	0	0	2	1	2	7	x	-	16	18 0

W: Urquidez (6-3); L: Beck (0-7); S: Bordes (2)

HR: Jensen (3)

Time: 3:45 Attendance: 2,687 Record: 27-15

**HIGHLIGHTS:** J.J. Sferra and junior right fielder Travis Buck each recorded four hits to lead the No. 20 Sun Devils to a commanding 16-2 victory over UCLA Saturday evening at Winkles Field at Packard Stadium. Buck went 4-for-5 with two runs scored and has now recorded six straight games with two or more hits. Sferra continued his torrid streak at the plate, notching a career-high four hits (4-for-5) and also added two RBI. Sferra is batting .438 (14-for-32) in nine Pac-10 games. Senior right-hander Jason Urquidez scattered six hits and two runs in six innings to earn the win. He struck out five and walked three to improve to 6-3 this season and 18-6 in his career. Junior lefty Brett Bordes tossed three innings of near-perfect relief, giving up one hit and striking out four to earn his second save of the year.

### GAME 43

#### #20 SUN DEVILS 10, UCLA 8

April 24 at Packard Stadium

	1	2	3	4	5	6	7	8	9	R	H	E
UCLA	0	0	0	1	0	5	0	0	2	-	8	11 3
ASU	3	1	0	0	1	2	3	0	x	-	10	16 1

W: Zinicola (3-2); L: Schroeder (1-5); S: Barnette (2)

HR: Larish (15)

Time: 3:53 Attendance: 2,259 Record: 28-15

**HIGHLIGHTS:** Jeff Larish hit a go-ahead two-run home run in the bottom of the sixth inning and the No. 21 Sun Devils held off a late UCLA rally in a 10-8 series-sweeping victory over the Bruins Sunday afternoon at Packard Stadium. Extending their winning streak to a season-high tying six games, the Sun Devils improved to 28-15 overall and remain in second place with a 9-3 record in Pac-10 play. The Sun Devils led early 5-1, but UCLA rallied for five runs in the top of the sixth inning to take a 6-5 lead. After a walk to Travis Buck to lead off the bottom of the sixth inning, Larish hit his Pac-10 leading 15th home run of the season to give ASU the lead for good. The Devils added three more runs in the bottom of the seventh and then held off a late rally that saw the Bruins score a pair of runs on bases loaded walks from Zechry Zinicola. Inheriting a bases loaded jam, Tony Barnette needed only three pitches to strike out Tommy Lansdon to end the game and earn his second save of the weekend. ASU also stole a season high eight bases, ranking tied for fourth in the single-game record books. ASU out-hit the Bruins 16-11 and were led by multi-hit games from Buck (3-for-4), Colin Curtis (2-for-5, R, RBI), Larish (2-for-4, 2 R, 2 RBI), Seth Dhaenens (2-for-4, R, 2 SB) and J.J. Sferra (2-for-5, R, 2 RBI, SB).

### GAME 44

#### #6 Oregon State 6, #17 SUN DEVILS 5

April 29 at Goss Stadium at Coleman Field

	1	2	3	4	5	6	7	8	9	R	H	E
ASU	1	0	0	1	0	0	3	0	0	-	5	9 0
OSU	0	0	0	3	3	0	0	0	x	-	6	12 2

W: Buck (8-1); L: Averill (7-3); S: Gunderson (8)

HR: Larish (16), Lissman (1)

Time: 3:03 Attendance: 1,791 Record: 28-16

**HIGHLIGHTS:** Jeff Larish hit a two-run home run in the top of the seventh inning to pull Arizona State to within one run at 6-5, but the No. 6 Oregon State Beavers held on for the victory over the No. 17 Sun Devils Friday night in the opener of a three-game Pac-10 series at Goss Stadium at Coleman Field. OSU right fielder Mike Lissman hit a go-ahead three-run home run in the bottom of the fourth inning to erase a 2-0 ASU lead and the Beavers added three more runs in the fifth to account for all of OSU's scoring in the game. Junior LHP Erik Averill took the loss giving up seven hits and five runs in four innings to fall to 7-3 on the season. Larish finished 3-for-4 with his Pac-10 leading 16th home run.

### GAME 45

#### #17 SUN DEVILS 3, #6 Oregon State 1

April 30 at Goss Stadium at Coleman Field

	1	2	3	4	5	6	7	8	9	R	H	E
ASU	1	0	0	0	1	1	0	0	0	-	3	11 0
OSU	0	0	0	0	0	0	1	0	0	-	1	5 1

W: Urquidez (7-3); L: Maxwell (7-1); S: Zinicola (3)

HR: None

Time: 3:27 Attendance: 2,012 Record: 29-16

**HIGHLIGHTS:** Jason Urquidez and Zechry Zinicola combined on a five-hitter to lead the No. 17 Arizona State Sun Devils to a 3-1 victory over No. 6 Oregon State Saturday afternoon in front of a record crowd of 2,012 at Goss Stadium at Coleman Field. Urquidez scattered five hits and struck out three in 6.1 innings to improve to 7-3 on the season. The senior right-hander had his no-hit bid snapped with a two-out single in the fourth inning and allowed only one hit through the first six innings. Zinicola got out of a bases loaded jam in the seventh inning and finished the game not allowing a hit in 2.2 scoreless innings to record his third save of the year. The Sun Devils doubled up the Beavers in the hits column, 11-5, and had five players record multi-hit games. Lead-off hitter Colin Curtis started despite a mild wrist sprain and responded by going 2-for-5 with a RBI double. Junior right fielder Travis Buck extended his hitting streak to nine games going 2-for-4 with his team-leading 18th double of the year.

### GAME 46

#### #6 Oregon State 5, #17 SUN DEVILS 1

May 1 at Goss Stadium at Coleman Field

	1	2	3	4	5	6	7	8	9	R	H	E
ASU	0	0	1	0	0	0	0	0	0	-	1	8 1
OSU	0	0	3	2	0	0	0	0	x	-	5	9 0

W: Nickerson (7-0); L: Bresnehan (3-4); S: Gunderson (9)

HR: None

Time: 2:51 Attendance: 2,120 Record: 29-17

**HIGHLIGHTS:** Oregon State's Jonah Nickerson and Kevin Gunderson held the Arizona State Sun Devils to only one run while leading the No. 6 Beavers to a series-clinching 5-1 victory over the No. 17 Sun Devils Sunday afternoon in front of a record crowd of 2,120 at Goss Stadium at Coleman Field. The Sun Devils were out-hit 9-8 in the game, but did not record an extra base hit and for the second straight day left nine runners on base. Senior first baseman Jeff Larish went 2-for-3 with ASU's lone RBI in the game and finished the series 5-for-11 (.455). Junior right fielder Travis Buck extended his hitting streak to 10 games going 2-for-4 with a run scored while notching his team-leading 26th multi-hit game of the year. Freshman shortstop Andre Romine also went 2-for-4 and Austin Stockfisch went 1-for-2 with a walk and recorded a hit in his eighth consecutive at-bat in the first inning. Sophomore RHP Pat Bresnehan took the loss to fall to 3-4 after giving up four hits and three runs in 2.1 innings. Junior LHP Brett Bordes allowed only one hit over the final 3.1 innings.

### GAME 47

#### Utah Valley State 9, #17 SUN DEVILS 6

May 4 at Packard Stadium

	1	2	3	4	5	6	7	8	9	R	H	E
UVSC	0	0	0	0	4	1	0	4	0	-	9	12 2
ASU	0	0	0	1	0	1	2	2	0	-	6	12 2

W: Jensen (6-9); L: Bordes (3-4); S: Bateman (1)

HR: None

Time: 3:27 Attendance: 2,081 Record: 29-18

**HIGHLIGHTS:** Utah Valley State College starting pitcher Jed Jensen struck out nine in seven solid innings and the Wolverines used a pair of four-run innings to upset the No. 17 Arizona State Sun Devils 9-6 Wednesday evening in a non-conference game at Winkles Field at Packard Stadium. ASU starting pitcher Brett Bordes suffered the tough-luck loss giving up four runs on five hits in 4.2 innings. The Wolverines and Sun Devils tied in the hits column at 12 apiece, but UVSC used six doubles to spark each of their four-run rallies. Junior right fielder Travis Buck went 2-for-4 with a home runs and two runs scored to lead ASU at the plate. Buck notched his team-leading 27th multi-hit game of the year to extend his hitting streak to 11 games. Left fielder Colin Curtis (2-for-5), shortstop Andrew Romine (2-for-3) and designated hitter Willy Fox (2-for-4) also added multi-hit games in the loss.

### GAME 48

#### #17 SUN DEVILS 6, #7 Arizona 2

May 14 at Packard Stadium

	1	2	3	4	5	6	7	8	9	R	H	E
ARIZ	1	0	0	0	0	1	0	0	0	-	2	6 2
ASU	0	0	1	1	1	0	3	0	x	-	6	8 0

W: Averill (8-3); L: Meloan (8-2); S: Zinicola (4)

HR: None

Time: 3:14 Attendance: 3,374 Record: 30-18

**HIGHLIGHTS:** Arizona State pitchers Erik Averill, Pat Bresnehan and Zechry Zinicola combined for a six-hitter as the No. 17 Sun Devils earned a series-opening victory over No. 7 Arizona 6-2 Saturday night in front of 3,374 fans at Winkles Field at Packard Stadium. The Sun Devils out-hit the Wildcats 8-6 and were led by junior preseason All-American right fielder Travis Buck. Buck extended his hitting streak to a season-high 12 games by going 2-for-4 and scored a run. He notched his team-leading 28th multi-hit game of the year and now has two or more hits in 11 of his last 12 games. Sophomore second baseman Seth Dhaenens added two hits for his 12th multi-hit game of the year. Averill gutted out five strong innings by allowing only four hits and two runs to improve to 8-3 on the year and picked up his 20th career victory. Bresnehan inherited a bases loaded jam and by allowing only one run to score on a sacrifice fly. Zinicola notched his team-leading fourth save of the year with three scoreless frames to seal the win.





# Sun Devil Baseball 2005

## Game-by-Game Capsules:

### GAME 49

#### #17 Arizona 16, #17 SUN DEVILS 7

May 15 at Packard Stadium

	1	2	3	4	5	6	7	8	9	R	H	E
ARIZ	0	1	2	6	1	2	0	1	3	-	16	18 2
ASU	0	0	1	4	0	0	0	0	2	-	7	9 6

W: Guyette (9-4); L: Urquidez (7-4); S: Berger (1)

HR: Van Houten 2 (7), Hundley (13)

Time: 3:57 Attendance: 3,521 Record: 30-19

**HIGHLIGHTS:** The No. 7 Arizona Wildcats scored in all but two innings and benefited from a season-high six Arizona State errors to defeat the No. 17 Sun Devils 16-7 Sunday afternoon in front of 3,521 fans at Winkles Field at Packard Stadium. The win snapped a seven-game losing streak for the Wildcats in Tempe and lifted Arizona to its first season series win over ASU since 1992. ASU senior starting pitcher Jason Urquidez (7-4) was the victim of four early errors and couldn't get on track by giving up seven runs (five earned) in 3.2 innings of work. The Sun Devils were out-hit 18-9 and for the second straight game did not record an extra base hit. Nine different players recorded a hit, with junior right fielder Travis Buck (1-for-4) extending his hitting streak to 13 games. Freshman reserve catcher Austin Stockfisch went 1-for-2 with a pinch-hit two-run single in the bottom of the fourth.

### GAME 50

#### #8 Arizona 18, #17 SUN DEVILS 1

May 16 at Packard Stadium

	1	2	3	4	5	6	7	8	9	R	H	E
ARIZ	0	3	0	6	0	4	5	0	0	-	18	17 2
ASU	0	0	0	1	0	0	0	0	0	-	1	10 1

W: Rierson (3-2); L: Bordes (3-5); S: Melancon (8)

HR: None

Time: 3:28 Attendance: 3,312 Record: 30-20

**HIGHLIGHTS:** The No. 8 University of Arizona Wildcats connected on five doubles in a six-run fourth inning en route to a series-clinching 18-1 victory over No. 17 Arizona State Monday night in Pac-10 Baseball action at Winkles Field at Packard Stadium. Arizona also scored three in the second, four in the sixth and five in the seventh off of six different ASU pitchers. Freshman shortstop Andrew Romine led the Sun Devils at the plate going 3-for-4 the lone RBI. Romine extended his hitting streak to a career-high six games, going 11-for-22 (.500) over that stretch to raise his season average to .304. Junior right fielder Travis Buck (Richland, Wash.) recorded his team-leading 19th double of the year in the ninth inning to extend his hitting streak to 14 games. Brett Bordes took the loss to fall to 3-5.

### GAME 51

#### Washington 6, #17 SUN DEVILS 4

May 20 at Husky Ballpark

	1	2	3	4	5	6	7	8	9	R	H	E
ASU	0	2	0	0	1	0	1	0	0	-	4	7 1
WASH	0	0	4	2	0	0	0	0	0	-	6	13 0

W: Lincecum (7-6); L: Averill (8-4); S: None

HR: Zinicola (2)

Time: 3:12 Attendance: 619 Record: 30-21

**HIGHLIGHTS:** University of Washington sophomore right-handed pitcher Tim Lincecum struck out 13 in a complete-game effort to lead the Huskies to a 6-4 victory over No. 17 Arizona State Friday night in Pac-10 baseball action at Husky Ballpark. ASU junior lefty Erik Averill took the loss giving up five hits and four runs in two-plus innings of work to fall to 8-4. Senior Jeff Larish went 2-for-3 with a RBI and a walk at the plate. Seattle-area native Colin Curtis went 2-for-4 and scored a run. Sophomore first baseman Zechry Zinicola went 1-for-4 with a two-run home run, but struck out in his final three at-bats.

### GAME 52

#### Washington 5, #17 SUN DEVILS 3

May 21 at Husky Ballpark

	1	2	3	4	5	6	7	8	9	R	H	E
ASU	0	0	1	0	0	0	2	0	0	-	3	7 1
WASH	0	0	0	0	0	0	0	0	5	-	5	7 0

W: McKerny (4-0); L: Zinicola (3-3); S: None

HR: Lillibridge, B. (8), Batkoski (5)

Time: 3:01 Attendance: 671 Record: 30-22

**HIGHLIGHTS:** Washington's Nick Batkoski hit a game-tying three-run home run and Brent Lillibridge followed with a walk-off two-run home run to lead the Huskies to a dramatic 5-3 victory over No. 17 Arizona State Saturday afternoon in Pac-10 baseball action at Husky Ballpark.

### GAME 53

#### #17 SUN DEVILS 2, Washington 1

May 22 at Husky Ballpark

	1	2	3	4	5	6	7	8	9	R	H	E
ASU	0	0	0	2	0	0	0	0	0	-	2	4 0
WASH	0	0	1	0	0	0	0	0	0	-	1	4 2

W: Bordes (4-5); L: Parker (7-7); S: Bresnehan (1)

HR: None

Time: 3:01 Attendance: 642 Record: 31-22

**HIGHLIGHTS:** Arizona State sophomore reliever Pat Bresnehan threw five scoreless innings and sophomore second baseman Seth Dhaenens had a two-run single to lead the No. 17 Sun Devils to a 2-1 victory over the University of Washington Sunday afternoon at Husky Ballpark. UW won the series 2-1 after taking the first two games of the series by a combined four runs, but the Sun Devils avoided their first Pac-10 sweep since 1999 with a gutsy pitching performance from freshman Seth Garrison, junior lefty Brett Bordes and Bresnehan. Bordes got the win to improve to 4-5 on the season and Bresnehan picked up his first save of the year. Colin Curtis (7 games) and Zechry Zinicola (4 games) extended their hitting streaks with infield singles.

### GAME 54

#### #22 SUN DEVILS 8, Washington State 2

May 27 at Packard Stadium

	1	2	3	4	5	6	7	8	9	R	H	E
WSU	0	0	2	0	0	0	0	0	0	-	2	9 0
ASU	0	0	2	1	0	0	4	1	x	-	8	11 0

W: Urquidez (8-4); L: Miller (2-6); S: None

HR: None

Time: 2:55 Attendance: 2,043 Record: 32-22

**HIGHLIGHTS:** Senior starting pitcher Jason Urquidez worked seven strong innings to record his 20th career victory and junior third baseman Travis Buck went 3-for-4 with two doubles, two stolen bases and three runs scored to lead the No. 22 Sun Devils to a 8-2 victory over Washington State Friday night at Winkles Field at Packard Stadium. The Cougars held tough against ASU trailing only 3-2 after six innings, but the Sun Devils erupted for four runs in the seventh and one more in the eighth to bring the game to the final score of 8-2. Urquidez gave up seven hits and two runs in seven innings to improve to 8-4. Junior LHP Brett Bordes closed out the win with two scoreless innings. In addition to Buck's big game, sophomore Colin Curtis went 2-for-4 with a double and senior catcher Tuffy Gosewisch went 2-for-4 with two RBI.

### GAME 55

#### #22 SUN DEVILS 16, Washington State 6

May 28 at Packard Stadium

	1	2	3	4	5	6	7	8	9	R	H	E
WSU	0	0	1	0	3	2	0	0	0	-	6	13 1
ASU	0	0	0	3	0	10	3	0	x	-	16	14 1

W: Bordes (5-5); L: Daman (7-6); S: None

HR: Larish (17)

Time: 3:58 Attendance: 2,000 Record: 33-22

**HIGHLIGHTS:** Arizona State senior left fielder Jeff Larish hit a three-run, wind-aided double that broke open a 10-run sixth inning and also added a towering three-run home run in the seventh to send the No. 22 Sun Devils to a commanding 16-6 victory over Washington State Saturday evening at Winkles Field at Packard Stadium. Larish finished 2-for-6 with a season-high six RBI. He belted his Pac-10 leading 17th home run of the season and with the 45th of his career moved into a tie for third place with Barry Bonds (1983-85) in the ASU career record books. Junior left-hander Brett Bordes picked up his fifth win of the year while pitching in his sixth straight game. ASU out-hit the Cougars 14-12 and had four players record multi-hit performances. Junior third baseman Travis Buck went 2-for-3 with two walks and two runs scored. Sophomore right fielder Colin Curtis (2-for-3, 3 R, RBI) and sophomore second baseman Seth Dhaenens (2-for-3, R, 2B, 4 RBI) also added two hits in the win. WSU led 6-3 after their half of the sixth inning before the Sun Devils erupted for the 10-run inning by sending 15 batters to the plate and collecting eight hits. ASU's third straight victory also moved the Sun Devils into a tie for third place in the conference with USC.

### GAME 56

#### #22 SUN DEVILS 7, Washington State 2

May 29 at Packard Stadium

	1	2	3	4	5	6	7	8	9	R	H	E
WSU	0	0	0	0	2	0	0	0	0	-	2	7 1
ASU	2	3	0	1	0	1	0	0	x	-	7	11 2

W: Barnette (4-1); L: Freeman (7-8); S: None

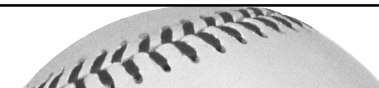
HR: None

Time: 2:47 Attendance: 2,024 Record: 34-22

**HIGHLIGHTS:** The No. 22 Arizona State Sun Devils closed out the regular season with a 7-2 victory over Washington State to secure a series sweep on a sunny Sunday afternoon at Packard Stadium. ASU won its fourth straight to improve to 34-22 overall and finished the regular season with a 22-7 record at Packard Stadium. Starting pitcher Tony Barnette earned the win giving up three hits in three scoreless innings to improve to 4-1 on the season. He struck out four and walked two in his fourth start of the season. Senior relief pitcher Ty Marotz also had a stellar outing, striking out three in 3.1 innings of two-hit ball. ASU out-hit the Cougars 11-7 and had three players record multi-hit games. Freshman designated hitter Willy Fox went 3-for-4 with two RBI and freshman shortstop Andrew Romine was 3-for-3 with three stolen bases and three runs scored. Senior third baseman Joey Hoof added two hits and also scored a run.



# Sun Devil Baseball 2005 -- Game by Game Statistics




## AB-R-H-RBI Breakdown for Arizona State Sun Devil Baseball

(All games)

Opponent	Date	#7 BIANCAMA	#4 BUCK	#36 BUTLER	#9 CURTIS	#6 DHAENENS	#18 FOX	#39 GOSEWISC	#5 HOOFT	#14 LAGUNA	#3 LANDRY	#11 LARISH	#15 PERSICHI	#12 ROMINE	#2 SFERRA	#28 SOGARD	#13 STOCKFIS	#37 ZINICOLA
LBSU	Jan 28	3-0-0-1	4-1-2-0	.....	4-0-3-2	1-0-1-0	1-0-1-0	5-1-1-0	3-0-2-0	1-0-0-0	1-0-0-0	4-1-1-0	4-0-0-0	2-0-0-0	3-0-0-0	.....	.....	4-1-1-0
LBSU	Jan 29	.....	4-0-2-0	.....	3-1-1-1	.....	.....	4-0-0-1	4-2-3-1	.....	.....	4-0-0-0	3-2-1-1	3-1-1-0	4-1-2-2	.....	.....	4-0-2-0
LBSU	Jan 30	1-0-0-0	4-0-1-0	.....	4-0-1-1	2-0-0-0	1-0-0-0	4-0-2-0	3-0-1-0	1-0-0-0	.....	4-1-1-0	3-0-0-0	2-0-1-0	2-0-0-0	.....	.....	4-0-2-0
NMSU	Feb 04	4-1-0-0	4-2-2-0	1-0-0-0	5-1-1-0	1-0-0-0	.....	5-1-2-2	4-3-2-0	1-0-1-2	..Def..	4-1-4-4	0-1-0-0	3-0-1-0	4-1-1-0	.....	.....	3-1-1-2
GU	Feb 05	3-3-3-2	4-2-1-0	.....	4-0-2-3	.....	.....	4-0-2-2	4-0-0-0	..Def..	.....	4-1-0-0	1-0-0-0	4-1-3-2	4-1-2-1	.....	.....	5-2-1-0
OSU	Feb 06	2-1-1-0	4-1-0-0	.....	5-0-2-1	1-0-0-0	1-0-0-0	4-1-1-2	4-0-0-0	1-0-0-1	.....	3-2-1-0	1-0-0-0	2-0-1-0	4-1-1-1	.....	.....	3-0-1-1
NMSU	Feb 07	.....	4-1-1-0	.....	4-1-2-2	1-0-0-0	.....	5-2-3-2	5-0-2-2	5-1-3-1	.....	5-1-1-0	2-1-1-0	3-1-0-1	5-3-2-1	.....	.....	.....
USA	Feb 12	.....	3-2-2-2	1-0-0-0	4-0-0-0	..Def..	.....	3-1-1-1	4-1-2-1	2-0-0-0	.....	4-1-2-2	3-1-1-0	3-0-1-1	4-1-1-0	.....	.....	.....
OKLA	Feb 12	.....	4-0-1-1	.....	5-2-2-1	.....	.....	4-0-1-0	3-2-1-0	2-0-0-0	.....	4-1-2-4	4-0-2-0	3-1-1-1	4-0-2-0	.....	.....	1-1-0-0
GU	Feb 13	2-0-0-0	4-0-0-0	.....	2-0-0-0	.....	1-0-0-0	4-0-1-0	4-0-1-0	.....	.....	4-0-0-0	3-0-2-0	2-0-0-0	3-0-0-0	.....	.....	1-0-0-0
ARIZ	Feb 15	2-1-1-0	6-1-1-1	1-0-1-0	6-1-4-1	1-0-0-0	.....	5-0-1-0	5-1-2-2	1-0-0-0	.....	6-0-0-1	3-0-0-1	4-1-0-0	4-1-1-0	.....	.....	4-0-0-0
TULANE	Feb 18	2-1-0-0	4-0-0-0	1-0-0-0	3-0-2-0	1-0-0-0	1-0-0-0	3-0-1-0	3-0-0-0	1-0-0-0	.....	4-0-1-1	1-0-0-0	2-0-0-0	3-0-1-1	.....	1-1-0-0	4-0-1-0
TULANE	Feb 19	.....	3-0-1-0	0-0-0-0	4-1-1-0	.....	.....	4-0-3-2	4-0-1-0	2-0-1-0	.....	4-0-1-0	3-0-0-0	4-0-1-0	3-1-1-0	.....	.....	3-0-0-0
TULANE	Feb 20	.....	4-0-1-0	.....	4-0-1-0	3-0-0-0	3-1-1-2	4-0-0-0	4-0-1-0	3-1-1-1	.....	4-0-2-0	4-1-1-0	1-0-0-0	.....	.....	.....	.....
ARIZ	Feb 23	1-0-0-0	5-0-0-0	.....	4-0-1-0	2-0-0-0	..Def..	4-1-2-1	1-0-0-0	2-0-0-2	.....	3-2-2-2	4-2-2-0	3-0-1-0	1-0-0-0	.....	.....	5-0-1-0
BU	Feb 25	3-0-0-0	4-2-2-4	.....	4-0-0-0	.....	.....	2-0-1-1	.....	3-1-0-0	.....	2-0-0-0	4-0-0-0	3-1-0-0	3-1-2-0	1-0-0-0	..Def..	.....
BU	Feb 26	2-0-1-0	5-3-4-1	..Def..	3-2-3-3	.....	.....	4-1-2-4	2-1-2-2	.....	1-0-0-0	5-1-1-1	3-0-0-0	3-2-1-0	3-2-1-0	2-0-0-0	..Def..	.....
BU	Feb 27	.....	5-1-2-1	1-0-0-0	3-1-0-0	.....	.....	4-1-1-3	5-1-1-1	1-0-1-2	.....	4-2-2-0	3-0-1-0	3-1-0-0	3-0-0-0	5-0-1-0	.....	.....
UNC	Mar 04	1-0-0-0	6-1-2-1	0-0-0-0	1-1-0-0	.....	.....	4-1-1-0	5-0-0-0	.....	.....	5-0-1-1	2-0-0-0	5-0-1-0	6-1-2-0	..Def..	.....	.....
ECU	Mar 05	1-0-0-0	4-2-1-0	1-1-0-0	4-1-1-0	.....	1-0-0-0	4-2-2-4	.....	.....	2-0-0-0	3-2-1-3	3-0-0-0	4-0-0-0	4-1-0-0	1-1-0-0	.....	.....
OHIOST	Mar 06	1-0-1-0	4-0-2-1	.....	3-1-0-0	.....	4-0-1-2	2-1-2-0	.....	.....	2-0-0-0	4-0-0-0	0-0-0-0	3-1-1-0	4-0-1-0	.....	.....	.....
LSU	Mar 11	1-0-0-0	5-0-1-0	.....	3-1-1-1	1-0-0-0	1-1-0-0	3-2-0-0	.....	4-0-2-2	..Def..	4-1-1-0	2-0-1-1	3-0-2-1	5-0-0-0	.....	.....	2-0-1-0
WIU	Mar 12	1-0-0-0	6-4-4-4	2-0-1-0	6-1-2-2	2-1-1-1	5-3-4-0	3-1-0-0	.....	4-3-3-0	..Def..	6-2-3-5	1-0-0-0	4-2-1-1	1-0-0-0	1-0-0-0	2-1-2-0	3-1-2-2
WIU	Mar 13	1-0-0-0	8-2-6-3	2-0-0-1	8-2-2-2	5-4-3-6	5-5-3-3	5-2-3-2	.....	4-1-3-1	2-0-0-0	6-6-4-4	2-2-1-1	5-2-5-4	1-0-0-0	1-1-1-1	2-1-2-1	3-1-1-0
LSU	Mar 13	2-0-0-0	3-1-0-0	.....	4-0-1-0	2-0-0-0	4-0-1-1	4-1-1-2	.....	2-0-0-0	2-1-1-0	3-0-1-0	1-0-0-0	2-0-0-0	.....	.....	..Def..	4-0-1-0
OKLA	Mar 18	.....	5-1-2-1	.....	4-1-2-0	4-1-1-0	4-1-1-1	3-0-0-1	.....	4-0-0-0	.....	3-1-2-1	4-0-2-1	3-0-0-0	.....	.....	.....	.....
OKLA	Mar 19	.....	4-1-2-0	.....	4-1-2-0	2-0-0-0	2-1-0-0	2-0-0-0	2-0-1-1	3-0-0-1	..Def..	2-1-0-0	..Def..	4-1-0-0	.....	1-0-0-0	.....	3-0-1-1
OKLA	Mar 20	.....	4-3-3-1	.....	3-1-1-0	..Def..	4-0-0-0	3-1-1-1	3-0-2-3	4-0-0-0	.....	3-1-2-0	2-0-0-0	4-0-0-0	1-0-0-0	1-0-0-0	.....	1-0-0-0
USC	Mar 24	.....	5-2-3-1	.....	5-2-2-1	4-0-1-1	.....	5-1-2-2	4-0-0-0	4-1-1-1	.....	2-0-0-0	3-1-1-0	.....	.....	.....	.....	.....
USC	Mar 25	2-0-1-0	5-2-1-0	.....	6-2-3-3	4-2-3-2	2-1-0-0	6-4-5-4	3-1-1-1	3-1-1-0	..Def..	7-2-2-2	..Def..	4-1-2-0	4-1-2-2	1-0-0-0	1-0-1-0	.....
USC	Mar 26	.....	4-1-0-0	.....	5-0-0-0	2-0-0-0	.....	5-0-1-0	4-0-0-0	5-0-2-0	.....	2-1-1-2	.....	4-0-0-0	3-0-1-0	.....	.....	.....
WRIGHT	Apr 01	2-0-0-0	5-2-1-0	1-0-0-0	4-2-2-2	3-1-1-2	1-0-0-0	3-1-1-1	3-1-2-2	4-1-2-2	0-1-0-0	4-0-0-0	0-1-0-0	2-2-1-1	2-1-2-0	..Def..	1-0-1-0	2-0-2-2
WRIGHT	Apr 02	0-0-0-0	3-1-0-0	1-0-0-0	2-0-0-0	3-1-3-1	1-0-0-0	5-1-3-4	4-0-2-2	2-3-2-1	..Def..	2-3-1-0	1-0-0-0	4-1-1-1	4-1-1-0	0-0-0-0	..Def..	2-0-0-0
WRIGHT	Apr 03	0-0-0-0	5-2-2-1	1-0-0-0	3-2-1-0	2-2-2-1	1-0-0-0	4-0-0-1	4-1-1-0	4-2-3-4	..Def..	5-1-2-3	1-1-1-1	4-1-1-2	4-1-2-1	1-0-0-0	..Def..	1-0-0-0
CAL	Apr 09	.....	4-2-3-2	.....	5-1-1-0	3-2-2-0	.....	4-1-2-3	4-2-1-1	6-1-2-1	.....	4-0-0-0	2-0-0-1	.....	3-2-2-1	.....	.....	.....
CAL	Apr 09	.....	5-0-0-0	1-0-0-0	4-0-3-0	4-0-2-1	.....	3-1-0-0	4-0-0-0	5-0-2-1	.....	3-1-2-1	3-0-0-0	.....	3-1-1-0	.....	.....	.....
CAL	Apr 10	.....	4-0-2-1	.....	3-0-0-0	4-0-1-1	.....	4-0-0-0	4-0-1-0	3-1-1-1	.....	4-1-2-0	4-1-1-0	.....	3-0-0-0	.....	.....	.....
STAN	Apr 15	.....	3-2-2-0	.....	4-1-0-0	4-1-2-0	.....	4-1-2-1	4-1-2-1	4-1-0-0	.....	3-2-2-3	3-0-1-2	1-0-0-0	4-0-1-1	.....	.....	.....
STAN	Apr 16	.....	5-1-2-3	.....	3-1-1-0	4-1-1-0	1-0-0-0	2-0-1-0	4-0-1-0	4-2-2-0	.....	3-1-0-0	4-0-1-3	.....	2-0-0-0	.....	.....	.....
STAN	Apr 17	.....	5-1-2-3	.....	4-1-2-2	4-1-2-2	.....	5-1-1-1	4-1-1-1	4-1-0-0	..Def..	3-1-1-0	3-1-0-0	.....	.....	.....	.....	4-2-2-0
UCLA	Apr 22	1-0-0-0	5-1-3-1	.....	3-1-1-1	4-0-2-2	3-1-2-2	3-2-1-2	5-2-2-2	3-0-0-0	.....	3-2-1-1	..Def..	3-2-2-1	5-1-3-0	.....	.....	.....
UCLA	Apr 23	.....	5-2-4-0	.....	4-2-0-0	3-2-2-1	.....	5-2-2-1	2-2-1-2	.....	.....	5-1-1-2	0-0-0-1	3-0-0-0	5-2-4-2	1-1-1-1	1-0-1-1	5-2-2-2
UCLA	Apr 24	2-1-1-0	4-2-3-2	.....	5-1-2-1	4-1-2-0	2-0-1-1	4-1-1-1	4-0-1-1	.....	.....	4-2-2-2	4-1-1-0	.....	5-1-2-2	.....	0-0-0-0	.....
OSU	Apr 29	.....	5-1-1-0	.....	2-0-1-0	3-0-1-0	1-0-0-0	4-1-1-1	4-0-1-0	0-0-0-0	.....	4-1-3-2	4-1-1-0	.....	3-0-0-1	2-1-0-0	.....	2-0-0-0
OSU	Apr 30	.....	4-1-2-0	.....	5-0-2-1	3-1-0-0	4-0-2-0	4-0-2-0	4-0-0-0	.....	.....	4-0-0-0	.....	4-1-2-0	3-0-1-1	.....	.....	.....
OSU	May 01	.....	4-1-2-0	.....	5-0-0-0	3-0-1-0	1-0-0-0	4-0-0-0	4-0-0-0	1-0-0-0	.....	3-0-2-1	.....	4-0-2-0	2-0-0-0	.....	2-0-1-0	1-0-0-0
UVSC	May 04	.....	4-2-2-1	.....	5-1-2-1	4-0-0-0	4-1-2-0	4-0-1-0	4-0-1-1	0-1-0-0	.....	4-0-1-0	1-0-0-0	3-1-2-1	3-0-1-0	.....	.....	.....
ARIZ	May 14	.....	4-1-2-0	.....	3-1-1-1	3-1-2-1	3-0-0-0	3-1-1-2	4-2-1-0	4-0-0-1	.....	2-0-0-0	1-0-0-0	.....	4-0-1-0	.....	.....	.....
ARIZ	May 15	1-0-0-0	4-1-1-0	.....	3-0-1-0	3-1-1-0	1-0-0-0	5-1-1-1	4-1-1-0	2-1-1-0	.....	4-1-1-1	1-0-0-0	3-0-1-2	..Def..	.....	2-1-1-2	1-0-0-0
ARIZ	May 16	.....	5-0-1-0	.....	5-0-1-0	4-0-1-0	.....	2-1-0-0	4-0-1-0	.....	..Def..	5-0-1-0	.....	4-0-3-1	5-0-1-0	.....	..Def..	4-0-1-0
WASH	May 20	.....	3-1-0-0	3-0-1-0	4-1-2-0	3-0-0-0	.....	3-0-0-0	.....	0-0-0-1	.....	3-1-2-1	.....	4-0-1-0	2-0-0-0	.....	.....	4-1-1-2
WASH	May 21	.....	5-0-2-2	.....	3-0-1-1	.....	1-0-0-0	3-0-0-0	1-0-0-0	2-0-0-0	.....	3-0-0-0	4-0-0-0	3-1-0-0	3-2-2-0	.....	.....	4-0-2-0
WASH	May 22	.....	4-0-1-0	.....	3-0-1-0	5-0-1-2	1-1-0-0	1-0-0-0	0-0-0-0	1-0-0-0	.....	3-0-0-0	.....	3-1-0-0	3-1-0-0	.....	.....	5-0-1-0
WSU	May 27	.....	4-3-3-0	.....	4-2-2-1	4-0-0-0	3-1-1-2	4-1-2-2	2-1-1-2	.....	.....	4-0-0-0	.....	4-0-1-1	3-0-1-0	.....	.....	3-0-0-0
WSU	May 28	1-0-1-0	3-2-2-0	1-0-0-0	3-3-2-1	3-1-2-4	.....	4-3-1-1	1-0-0-0	.....	.....	6-2-2-6	..Def..	3-2-1-1	2-2-1-0	1-0-0-0	1-0-0-0	3-1-1-0
WSU	May 29	1-0-0-0	2-2-1-0	.....	4-0-1-3	.....	4-0-3-2	1-0-0-0	4-1-2-0	..Def..	.....	1-1-0-0	..Def..	3-3-3-0	.....	1-0-0-0	3-0-0-0	3-0-1-0



# Sun Devil Baseball 2005 -- Game by Game Statistics




## IP-H-R-ER-BB-SO Breakdown for Arizona State Sun Devil Baseball

(All games)

Opponent	Date	#21 ANDES	#45 AVERILL	#50 BARNETTE	#49 BORDES, B	#40 BRESNEHAN	#31 DRYANSKI	#17 GARRISON
Long Beach State	Jan 28	.....	4.0- 9- 4- 3- 0- 6*	2.0- 0- 1- 0- 1- 2	.....	1.2- 1- 0- 0- 1- 2	1.0- 0- 2- 0- 0- 0	.....
Long Beach State	Jan 29	.....	.....	.....	.....	.....	.....	.....
Long Beach State	Jan 30	0.2- 0- 0- 0- 0- 0	.....	2.1- 3- 2- 2- 0- 3	4.0- 6- 3- 0- 0- 4*	0.2- 3- 1- 1- 1- 2	.....	1.1- 4- 5- 5- 2- 2
New Mexico State	Feb 04	.....	9.0- 7- 0- 0- 0- 14*	.....	.....	.....	.....	.....
Gonzaga	Feb 05	.....	.....	1.0- 4- 3- 3- 1- 0	.....	.....	.....	.....
Oregon State	Feb 06	.....	.....	0.1- 5- 5- 5- 0- 1	4.1- 6- 6- 4- 2- 2*	4.1- 4- 1- 1- 1- 7	.....	.....
New Mexico State	Feb 07	.....	.....	0.1- 0- 0- 0- 0- 0	.....	.....	.....	.....
South Alabama	Feb 12	.....	9.0- 5- 2- 1- 1- 8*	.....	.....	.....	.....	.....
Oklahoma	Feb 12	.....	.....	3.2- 1- 0- 0- 1- 5	.....	0.0- 1- 0- 0- 0- 0	.....	.....
Gonzaga	Feb 13	.....	.....	.....	4.2- 3- 0- 0- 0- 3	.....	.....	.....
Arizona	Feb 15	.....	.....	5.1- 5- 2- 1- 2- 3*	2.1- 3- 3- 3- 1- 2	5.1- 2- 0- 0- 2- 7	.....	.....
Tulane	Feb 18	.....	.....	.....	.....	.....	3.0- 4- 1- 1- 1- 2	.....
Tulane	Feb 19	.....	5.0- 8- 5- 5- 1- 1*	.....	1.0- 3- 2- 2- 1- 0	.....	.....	1.0- 0- 0- 0- 0- 2
Tulane	Feb 20	.....	.....	1.0- 3- 1- 1- 1- 0	3.2- 2- 3- 3- 1- 1	3.0- 4- 5- 5- 2- 1*	.....	.....
Arizona	Feb 23	.....	.....	1.2- 5- 5- 3- 0- 1*	1.1- 0- 0- 0- 0- 0	1.0- 3- 1- 1- 0- 2	2.1- 5- 2- 2- 0- 1	0.1- 2- 2- 2- 1- 0
Baylor	Feb 25	.....	.....	.....	.....	.....	.....	.....
Baylor	Feb 26	1.0- 1- 0- 0- 0- 1	.....	1.2- 0- 0- 0- 0- 2	2.0- 3- 1- 1- 1- 0	4.0- 2- 2- 1- 1- 2*	.....	0.1- 2- 1- 1- 0- 1
Baylor	Feb 27	.....	5.0- 6- 4- 4- 1- 4*	0.1- 2- 1- 0- 1- 1	0.1- 0- 0- 0- 0- 0	.....	.....	.....
North Carolina	Mar 04	.....	.....	.....	.....	.....	.....	.....
East Carolina	Mar 05	.....	6.1- 6- 3- 2- 4- 3*	2.2- 1- 0- 0- 1- 1	.....	.....	.....	.....
Ohio State	Mar 06	.....	.....	.....	3.0- 1- 0- 0- 1- 4	6.0- 5- 0- 0- 2- 4*	.....	.....
LSU	Mar 11	0.1- 1- 0- 0- 2- 0	.....	.....	2.1- 1- 0- 0- 0- 3	.....	2.0- 1- 0- 0- 0- 0	.....
Western Illinois	Mar 12	.....	5.0- 7- 1- 1- 1- 4*	.....	.....	.....	.....	4.0- 1- 0- 0- 2- 5
Western Illinois	Mar 13	.....	.....	1.2- 7- 4- 4- 1- 2*	1.1- 1- 0- 0- 0- 0	.....	1.0- 1- 0- 0- 0- 1	.....
LSU	Mar 13	.....	.....	3.0- 6- 6- 5- 1- 6	.....	0.1- 4- 4- 4- 3- 0*	2.0- 3- 1- 1- 1- 2	.....
Oklahoma	Mar 18	.....	.....	2.2- 2- 0- 0- 0- 4	.....	.....	.....	.....
Oklahoma	Mar 19	.....	9.0- 5- 1- 0- 2- 7*	.....	.....	.....	.....	.....
Oklahoma	Mar 20	.....	.....	1.0- 2- 2- 2- 1- 1	3.0- 3- 0- 0- 1- 2	3.0- 2- 3- 3- 2- 3*	.....	.....
USC	Mar 24	.....	2.0- 2- 4- 4- 2- 0	1.1- 3- 3- 3- 3- 2	0.0- 0- 2- 2- 2- 0	.....	.....	0.0- 2- 0- 0- 0- 0
USC	Mar 25	.....	.....	.....	.....	9.0- 4- 1- 0- 2- 5*	.....	.....
USC	Mar 26	.....	.....	.....	1.0- 2- 0- 0- 0- 0	.....	.....	.....
Wright State	Apr 01	.....	5.0- 5- 0- 0- 0- 5*	.....	.....	.....	.....	.....
Wright State	Apr 02	.....	.....	2.0- 0- 0- 0- 1- 2	.....	5.0- 5- 2- 2- 0- 7*	.....	2.0- 2- 1- 1- 0- 3
Wright State	Apr 03	.....	.....	.....	1.0- 1- 0- 0- 0- 1	.....	1.0- 0- 0- 0- 0- 0	.....
California	Apr 09	.....	.....	2.0- 3- 1- 1- 0- 3	3.1- 3- 2- 2- 1- 0	.....	.....	.....
California	Apr 09	.....	.....	.....	0.0- 1- 0- 0- 0- 0	5.2-10- 6- 5- 3- 4*	2.1- 3- 1- 1- 0- 0	0.0- 1- 0- 0- 0- 0
California	Apr 10	.....	5.2- 6- 2- 2- 0- 4*	.....	.....	.....	.....	.....
Stanford	Apr 15	.....	8.0- 5- 2- 2- 1- 5*	.....	.....	.....	.....	.....
Stanford	Apr 16	.....	.....	0.1- 0- 0- 0- 0- 0	1.0- 0- 1- 1- 1- 0	.....	.....	.....
Stanford	Apr 17	.....	.....	1.0- 3- 2- 2- 1- 0	1.0- 1- 0- 0- 0- 0	4.0- 7- 3- 3- 2- 4*	.....	.....
UCLA	Apr 22	.....	5.0- 6- 5- 1- 1- 4*	3.0- 1- 0- 0- 0- 4	.....	.....	.....	.....
UCLA	Apr 23	.....	.....	.....	3.0- 1- 0- 0- 0- 4	.....	.....	.....
UCLA	Apr 24	.....	.....	0.1- 0- 0- 0- 0- 1	.....	5.2-10- 6- 6- 1- 6*	.....	.....
Oregon State	Apr 29	.....	4.0- 7- 5- 5- 2- 2*	.....	0.1- 0- 0- 0- 0- 1	.....	.....	2.2- 2- 0- 0- 1- 1
Oregon State	Apr 30	.....	.....	.....	.....	.....	.....	.....
Oregon State	May 01	.....	1.0- 2- 2- 2- 0- 0	1.1- 2- 0- 0- 0- 1	3.1- 1- 0- 0- 1- 3	2.1- 4- 3- 2- 0- 1*	.....	.....
Utah Valley State	May 04	.....	1.2- 2- 0- 0- 0- 2	0.1- 2- 1- 1- 0- 1	4.2- 5- 4- 4- 1- 2*	.....	.....	0.2- 2- 1- 0- 0- 2
Arizona	May 14	.....	5.0- 4- 2- 2- 4- 1*	.....	.....	1.0- 0- 0- 0- 0- 1	.....	.....
Arizona	May 15	.....	.....	.....	.....	0.1- 0- 0- 0- 1- 0	1.2- 5- 3- 3- 0- 1	2.1- 4- 3- 1- 0- 1
Arizona	May 16	.....	.....	0.2- 4- 4- 4- 1- 1	3.0- 4- 5- 4- 1- 1*	3.0- 6- 8- 8- 2- 5	0.0- 1- 1- 1- 0- 0	.....
Washington	May 20	.....	2.0- 5- 4- 4- 1- 2*	.....	2.2- 0- 0- 0- 3- 4	2.0- 6- 2- 2- 0- 1	.....	.....
Washington	May 21	.....	.....	.....	0.0- 1- 1- 1- 0- 0	.....	.....	.....
Washington	May 22	.....	.....	.....	2.0- 0- 0- 0- 2- 1	5.0- 2- 0- 0- 1- 3	.....	2.0- 2- 1- 1- 4- 3*
Washington State	May 27	.....	.....	.....	2.0- 2- 0- 0- 0- 1	.....	.....	.....
Washington State	May 28	.....	4.0- 8- 4- 3- 2- 5*	.....	1.1- 2- 0- 0- 1- 1	1.1- 2- 2- 2- 1- 2	1.0- 1- 0- 0- 2- 1	1.1- 0- 0- 0- 0- 1
Washington State	May 29	.....	.....	3.0- 3- 0- 0- 2- 4*	.....	2.1- 2- 2- 1- 0- 1	.....	.....



# Sun Devil Baseball 2005 -- Game by Game Statistics



## IP-H-R-ER-BB-SO Breakdown for Arizona State Sun Devil Baseball

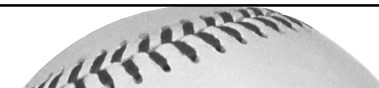
(All games)

Opponent	Date	#47 MAROTZ	#41 SATOW	#34 URQUIDEZ	#37 ZINICOLA
Long Beach State	Jan 28			0.1- 0- 0- 0- 1- 1	
Long Beach State	Jan 29	2.2- 2- 1- 1- 0- 4		5.0-10- 5- 5- 1- 4*	1.1- 1- 0- 0- 0- 1
Long Beach State	Jan 30				
New Mexico State	Feb 04				
Gonzaga	Feb 05			7.0- 6- 5- 4- 1- 4*	1.0- 1- 0- 0- 0- 0
Oregon State	Feb 06				
New Mexico State	Feb 07	5.2- 6- 3- 3- 0- 3*			3.0- 3- 7- 4- 4- 3
South Alabama	Feb 12				
Oklahoma	Feb 12			5.1- 9- 5- 4- 1- 3*	
Gonzaga	Feb 13				4.1- 4- 2- 1- 1- 4*
Arizona	Feb 15	0.2- 2- 2- 2- 0- 1			
Tulane	Feb 18			5.0- 6- 7- 6- 6- 7*	
Tulane	Feb 19	1.0- 2- 0- 0- 1- 1			
Tulane	Feb 20			0.1- 1- 0- 0- 0- 1	
Arizona	Feb 23	0.1- 1- 1- 1- 0- 0		1.0- 0- 0- 0- 0- 0	
Baylor	Feb 25			3.0- 1- 0- 0- 2- 4	6.0- 9- 3- 2- 0- 6*
Baylor	Feb 26				
Baylor	Feb 27			4.1- 2- 3- 0- 3- 2	
North Carolina	Mar 04			5.1- 0- 0- 0- 3- 9	5.2- 3- 3- 3- 4- 5*
East Carolina	Mar 05				
Ohio State	Mar 06				
LSU	Mar 11				3.1- 7- 6- 6- 3- 1*
Western Illinois	Mar 12				
Western Illinois	Mar 13		5.0- 9- 9- 6- 3- 1		
LSU	Mar 13			2.2- 7- 9- 7- 2- 2	
Oklahoma	Mar 18			1.1- 2- 0- 0- 0- 1	5.0- 2- 4- 4- 4- 5*
Oklahoma	Mar 19				
Oklahoma	Mar 20			2.0- 2- 0- 0- 1- 2	
USC	Mar 24	2.2- 1- 0- 0- 1- 3			2.0- 2- 0- 0- 1- 1*
USC	Mar 25				
USC	Mar 26			8.0- 6- 1- 1- 2- 1*	1.0- 0- 0- 0- 1- 1
Wright State	Apr 01	2.0- 4- 1- 0- 0- 1	2.0- 2- 0- 0- 1- 0		
Wright State	Apr 02				
Wright State	Apr 03			4.0- 3- 1- 1- 2- 7*	3.0- 1- 0- 0- 0- 3
California	Apr 09				3.2- 6- 4- 4- 3- 3*
California	Apr 09				
California	Apr 10			2.2- 3- 2- 2- 4- 3	
Stanford	Apr 15				1.0- 0- 0- 0- 1- 2
Stanford	Apr 16	1.0- 1- 0- 0- 0- 2		6.0- 8- 4- 4- 0- 8*	0.2- 0- 0- 0- 0- 0
Stanford	Apr 17			1.1- 1- 0- 0- 0- 1	1.1- 5- 4- 4- 0- 1
UCLA	Apr 22	1.0- 0- 0- 0- 0- 1			
UCLA	Apr 23			6.0- 6- 2- 2- 3- 5*	
UCLA	Apr 24				3.0- 1- 2- 2- 5- 3
Oregon State	Apr 29	1.0- 3- 1- 1- 0- 0			
Oregon State	Apr 30			6.1- 5- 1- 1- 3- 3*	2.2- 0- 0- 0- 2- 1
Oregon State	May 01				
Utah Valley State	May 04	1.0- 0- 0- 0- 0- 1		0.1- 0- 0- 0- 1- 0	0.1- 1- 3- 1- 1- 0
Arizona	May 14				3.0- 2- 0- 0- 1- 3
Arizona	May 15	1.0- 4- 3- 3- 1- 1	0.0- 1- 0- 0- 1- 0	3.2- 4- 7- 5- 2- 1*	
Arizona	May 16	1.1- 1- 0- 0- 0- 3	1.0- 1- 0- 0- 0- 0		
Washington	May 20	1.1- 2- 0- 0- 2- 1			
Washington	May 21			6.1- 3- 0- 0- 4- 3*	2.1- 3- 4- 4- 1- 2
Washington	May 22				
Washington State	May 27			7.0- 7- 2- 2- 2- 4*	
Washington State	May 28				
Washington State	May 29	3.1- 2- 0- 0- 0- 3			0.1- 0- 0- 0- 0- 0





# Sun Devil Baseball 2005 -- Career/Season Statistics



	SEASON														CAREER													
Player	AVG	GP-GS	AB	R	H	2B	3B	HR	RBI	BB	HBP	SO	SB-ATT	AVG	GP-GS	AB	R	H	2B	3B	HR	RBI	BB	HBP	SO	SB-ATT		
4 Travis Buck.....	.388	56-56	242	67	94	22	3	4	38	25	5	32	23-31	.363	181-180	706	190	256	51	7	17	142	101	27	94	48-61		
6 Seth Dhaenens....	.345	43-28	119	24	41	4	0	2	28	17	3	28	8-10	.302	88-55	215	51	65	7	0	2	36	41	3	52	11-17		
9 Colin Curtis.....	.332	56-56	220	44	73	12	1	1	39	36	4	31	17-23	.317	113-113	410	81	130	23	1	6	75	74	10	70	29-37		
18 Willy Fox.....	.318	37-17	88	23	28	4	1	4	24	10	5	25	7-9	.318	37-17	88	23	28	4	1	4	24	10	5	25	7-9		
39 Tuffy Gosewisch..	.313	56-56	208	40	65	11	2	6	57	25	13	32	5-8	.317	204-171	590	123	187	34	3	10	149	82	28	100	7-12		
2 J.J. Sferra.....	.310	49-45	155	31	48	4	1	0	17	13	3	20	6-13	.310	49-45	155	31	48	4	1	0	17	13	3	20	6-13		
11 Jeff Larish.....	.308	56-56	211	52	65	15	1	17	56	49	3	53	10-13	.330	212-210	810	209	267	54	6	45	224	191	10	164	16-26		
12 Andrew Romine....	.304	50-48	158	31	48	5	2	0	22	11	1	20	14-16	.304	50-48	158	31	48	5	2	0	22	11	1	20	14-16		
14 Rocky Laguna.....	.301	47-28	113	23	34	10	2	1	26	19	6	30	10-11	.301	47-28	113	23	34	10	2	1	26	19	6	30	10-11		
5 Joey Hooft.....	.294	44-40	153	25	45	7	1	1	26	12	4	20	10-16	.294	44-40	153	25	45	7	1	1	26	12	4	20	10-16		
37 Zechry Zinicola..	.278	32-21	97	13	27	4	0	2	12	6	1	19	0-1	.279	92-55	197	33	55	12	0	5	38	18	2	41	0-1		
15 Joe Persichina...	.210	49-27	105	17	22	4	2	1	13	13	2	20	4-4	.275	102-69	255	44	70	11	3	2	37	33	7	37	7-8		
-----																												
13 Austin Stockfisch	.563	17-0	16	4	9	0	0	0	4	1	1	2	0-0	.563	17-0	16	4	9	0	0	0	4	1	1	2	0-0		
25 Eric Williams....	.500	7-0	2	1	1	0	0	0	1	1	0	1	0-0	.500	7-0	2	1	1	0	0	0	1	1	0	1	0-0		
7 Vinny Biancamano.	.233	27-11	43	8	10	2	0	0	3	5	1	12	0-1	.233	27-11	43	8	10	2	0	0	3	5	1	12	0-1		
16 Greg Bordes.....	.200	12-2	5	1	1	1	0	0	0	1	0	1	0-1	.200	12-2	5	1	1	1	0	0	0	1	0	1	0-1		
36 DJ Butler.....	.167	17-3	18	1	3	0	0	0	1	2	1	10	1-1	.167	17-3	18	1	3	0	0	0	1	2	1	10	1-1		
28 Eric Sogard.....	.150	17-2	20	4	3	0	0	0	2	4	0	4	0-0	.150	17-2	20	4	3	0	0	0	2	4	0	4	0-0		
3 Jeff Landry.....	.143	16-4	14	2	2	0	0	0	0	3	0	5	1-1	.143	16-4	14	2	2	0	0	0	0	3	0	5	1-1		
49 Brett Bordes.....	.000	3-0	1	0	0	0	0	0	0	0	0	1	0-0	.000	74-12	1	2	0	0	0	0	0	0	0	1	0-0		
-----																												
Totals.....	.311	56-56	1988	411	619	105	16	39	369	253	53	366	116-159															
Opponents.....	.282	56-56	1965	320	554	108	15	42	298	193	51	415	40-74															

(All games Sorted by Earned run avg)

Player	ERA	W-L	APP	GS	CG	SHO/CBO	SV	IP	H	R	ER	BB	SO	ERA	W-L	APP	GS	CG	SHO/CBO	SV	IP	H	R	ER	BB	SO	
45 Erik Averill.....	3.84	8-4	20	16	3	1/0	0	96.0	105	50	41	23	77	4.18	20-10	66	35	3	1/3	2	258.1	275	141	120	65	194	
49 Brett Bordes.....	3.86	5-5	30	4	0	0/1	2	63.0	56	33	27	21	40	4.98	9-7	70	12	0	0/4	3	124.2	116	78	69	80	105	
34 Jason Urquidez...	4.21	8-4	23	12	0	0/0	2	94.0	92	54	44	43	75	3.80	20-7	42	29	1	0/1	2	191.2	182	94	81	90	169	
40 Pat Bresnehan....	5.57	3-4	24	11	1	0/1	1	76.0	89	52	47	28	70	5.29	6-6	47	12	1	0/2	6	117.1	130	80	69	55	115	
37 Zechry Zinicola..	5.80	3-3	22	7	0	0/0	4	54.1	51	42	35	33	46	4.55	7-5	47	11	0	0/0	12	110.2	103	66	56	53	103	
50 Tony Barnette....	7.24	4-1	27	4	0	0/0	2	46.0	67	43	37	19	51	7.24	4-1	27	4	0	0/0	2	46.0	67	43	37	19	51	
-----																											
21 Quentin Andes....	0.00	0-0	3	0	0	0/0	0	2.0	2	0	0	2	1	4.28	5-1	24	0	0	0/0	2	33.2	34	17	16	20	28	
47 Ty Marotz.....	3.81	2-1	15	1	0	0/0	0	26.0	31	12	11	5	25	4.88	2-1	32	4	0	0/1	0	48.0	55	29	26	20	50	
31 Kevin Dryanski...	4.67	0-0	11	0	0	0/0	0	17.1	24	11	9	4	8	4.67	0-0	11	0	0	0/0	0	17.1	24	11	9	4	8	
17 Seth Garrison....	5.50	0-0	13	1	0	0/0	1	18.0	24	14	11	10	21	5.50	0-0	13	1	0	0/0	1	18.0	24	14	11	10	21	
41 Josh Satow.....	6.75	1-0	4	0	0	0/0	0	8.0	13	9	6	5	1	6.75	1-0	4	0	0	0/0	0	8.0	13	9	6	5	1	
-----																											
Totals.....	4.76	34-22	56	56	4	2/1	12	500.2	554	320	265	193	415														
Opponents.....	6.32	22-34	56	56	1	1/1	12	488.1	619	411	343	253	366														



# Sun Devil Baseball 2005

## Position Players Single Game and Career Highs

### #2 J.J. Sferra, OF (Phoenix, Ariz.)

Category	2005 Best
At Bats	6 (UNC; 3/4)
Runs	3 (NMSU; 2/7)
Hits	4 (UCLA; 4/23)
RBI	2 - 4x (UCLA; 4/24)
BB	1 - 5x (STAN; 4/16)
SB	2 (NMSU; 2/4)
2B	1 - 4x (UCLA; 4/23)
3B	1 (NMSU; 2/7)
Hit Streak	7 games

### #3 Jeff Landry, INF (Walnut Creek, Calif.)

Category	2005 Best
At Bats	4 (UNC; 3/4)
Runs	1 - 2x (WRST; 4/1)
Hits	1 - 2x (LSU; 3/13)
RBI	None
BB	2 (Ohio State; 3/6)
SB	1 (UNC; 3/4)
2B	None
HR	None
Hit Streak	1

### #4 Travis Buck, OF/3B (Richland, Wash.)

Category	2005 Best	Career Best (last)
At Bats	8 (WIU; 3/13)	Same
Runs	4 (WIU; 3/12)	4 - 2x (WIU; 3/12/05)
Hits	6 (WIU; 3/13)	Same
RBI	4 - 2x (WIU; 3/12)	8 (UConn; 2/29/04)
BB	2 - 2x (WSU; 5/28)	3 (FSU; 2/8/04)
SB	3 (UCLA; 4/24)	Same
2B	2 - 4x (WSU; 5/27)	4 (UConn; 2/28/04)
HR	1 - 4x (UVSC; 5/4)	1 - 17x (UVSC; 5/4/05)
Hit Streak	14 games	16 games

### #5 Joey Hooft, INF (Reno, Nev.)

Category	2005 Best	Career Best (last)
At Bats	5 - 2x (Arizona; 2/15)	6 - 3x (Pace; 5/4/03)
Runs	3 (NMSU; 2/4)	4 (Pace; 5/3/03)
Hits	3 (LBSU; 1/29)	5 (Florida; 2/15/04)
RBI	3 (Oklahoma; 3/20)	7 (Pace; 5/2/03)
BB	1 - 12x (ARIZ; 5/15)	3 (Rutgers; 3/13/04)
SB	2 (Arizona; 2/15)	3 (Jacksonville; 5/9/04)
2B	2 (NMSU; 2/7)	Same
HR	1 (Cal; 4/9)	2 (Pace 5/2/03)
Hit Streak	5 games	N/A

### #6 Seth Dhaenens, INF (Chandler, Ariz.)

Category	2005 Best	Career Best (last)
At Bats	5 - 2x (WASH; 5/22)	5 - 5x (WASH; 5/22/05)
Runs	4 (WIU; 3/13)	4 - 2x (WIU; 3/13/05)
Hits	3 - 3x (WRST; 4/2)	3 - 4x (WRST; 4/2/05)
RBI	6 (WIU; 3/13)	Same
BB	2 - 2x (WRST; 4/3)	3 - 2x (WASH; 3/28/04)
SB	2 (UCLA; 4/24)	Same
2B	1 - 4x (WSU; 5/28)	1 - 7x (WSU; 5/28/05)
HR	1 - 2x (WRST; 4/1)	Same
Hit Streak	13 games	13 games

### #7 Vinny Biancamano, INF (Glendale, Ariz.)

Category	2005 Best
At Bats	4 (NMSU; 2/4)
Runs	3 (Gonzaga; 2/5)
Hits	3 (Gonzaga; 2/5)
RBI	2 (Gonzaga; 2/5)
BB	1 - 5x (WSU; 5/29)
SB	None
2B	1 - 2x (OSU; 2/6)
HR	None
Hit Streak	2 games

### #9 Colin Curtis, OF (Issaquah, Wash.)

Category	2005 Best	Career Best (last)
At Bats	8 (WIU; 3/13)	Same
Runs	3 (WSU; 5/28)	3 - 3x (WSU; 5/28/05)
Hits	4 (Arizona; 2/15)	Same
RBI	3 - 4x (WSU; 5/29)	5 (NMSU; 5/3/04)
BB	4 (UNC; 3/4)	Same
SB	2 - 3x (WSU; 5/27)	2 - 4x (WSU; 5/27/05)
2B	2 (WIU; 3/12)	2 - 2x (WIU; 3/12/-5)
HR	1 (USC; 3/25)	1 - 6x (USC; 3/25/05)
Hit Streak	9 games	9 games

### #11 Jeff Larish, 1B/OF (Tempe, Ariz.)

Category	2005 Best	Career Best (last)
At Bats	7 (USC; 3/25)	Same
Runs	6 (WIU; 3/13)	Same
Hits	4 - 2x (WIU; 3/13)	4 - 6x (WIU; 3/13/05)
RBI	6 (WSU; 5/28)	9 (SDSU; 1/26/03)
BB	3 - 3x (WSU; 5/29)	4 (WSU; 4/27/03)
SB	2 (WRST; 4/2)	Same
2B	2 - 2x (Cal; 4/9)	4 (Arizona; 5/25/03)
HR	2 - 3x (WIU; 3/13)	2 - 5x (WIU; 3/13/05)
Hit Streak	5 games	17 games

### #12 Andrew Romine, SS (Lake Forest, Calif.)

Category	2005 Best
At Bats	5 - 2x (WIU; 3/13)
Runs	2 - 5x (UCLA; 4/22)
Hits	5 (WIU; 3/13)
RBI	4 (WIU; 3/13)
BB	2 (Arizona; 2/15)
SB	3 (WSU; 5/29)
2B	1 - 5x (WSU; 5/27)
3B	1 - 2x (WRST; 4/3)
HR	None
Hit Streak	7 games

### #13 Austin Stockfisch, C (Scottsdale, Ariz.)

Category	2005 Best
At Bats	3 (WSU; 5/29)
Runs	1 - 4x (ARIZ; 5/15)
Hits	2 - 2x (WIU; 3/13)
RBI	2 (ARIZ; 5/15)
BB	None
SB	None
2B	None
HR	None
Hit Streak	7 games



# Sun Devil Baseball 2005

## Position Players/Pitchers Single-Game and Career Highs

### #14 Rocky Laguna, OF (Yuma, Ariz.)

Category	2005 Best
At Bats	5 - 2x (USC; 3/26)
Runs	3 - 2x (WRST; 4/2)
Hits	3 - 4x (WRST; 4/3)
RBI	4 (WRST; 4/3)
BB	2 - 3x (WRST; 4/2)
SB	4 (NMSU; 2/7)
2B	1 - 10x (STAN; 4/16)
HR	1 (WRST; 4/3)
Hit Streak	9 games

### #15 Joe Persichina, INF (Rollings Hills Estates, Calif.)

Category	2005 Best	Career Best (last)
At Bats	4 - 6x (OKLA; 3/18)	5 - 5x (Stanford; 5/30/04)
Runs	2 - 3x (WIU; 3/13)	3 (ECU; 3/7/04)
Hits	2 - 4x (OKLA; 3/18)	4 (WSU; 4/23/04)
RBI	3 (STAN; 4/16)	3 - 2x (STAN; 4/16/05)
BB	3 (NMSU; 2/7)	Same
SB	1 - 4x (STAN; 4/17)	1 - 7x (STAN; 4/17/05)
2B	1 - 4x (UCLA; 4/24)	2 (ECU; 3/7/04)
3B	1 - 2x (STAN; 4/16)	1 - 3x (STAN; 4/16/05)
HR	1 (WRST; 4/3)	1 - 2x (WRST; 4/3/05)
Hit Streak	4 games	3 games

### #16 Greg Bordes, INF (Mesa, Ariz.)

Category	2005 Best
At Bats	2 (WIU; 3/12)
Runs	1 (WIU; 3/13)
Hits	1 (WIU; 3/13)
RBI	None
BB	1 (UNC; 3/4)
SB	None
2B	1 (WIU; 3/13)
HR	None
Hit Streak	1 game

### #18 Willy Fox, DH (Scottsdale, Ariz.)

Category	2005 Best
At Bats	5 - 2x (WIU; 3/13)
Runs	5 (WIU; 3/13)
Hits	4 (WIU; 3/12)
RBI	4 (Baylor; 2/26)
BB	2 - 2x (WSU; 5/27)
SB	2 - 2x (UVSC; 5/4)
2B	2 (WIU; 3/12)
HR	1 - 4x (WIU; 3/13)
Hit Streak	4 games

### #25 Eric Williams, OF (Carmel, NY)

Category	2005 Best
At Bats	1 - 2x (WRST; 4/2)
Runs	1 (WRST; 4/3)
Hits	1 (WRST; 4/1)
RBI	1 (WRST; 4/1)
BB	1 (WRST; 4/1)
SB	None
2B	None
HR	None
Hit Streak	1 game

### #28 Eric Sogard, 3B (Phoenix, Ariz.)

Category	2005 Best
At Bats	5 (Baylor; 2/27)
Runs	1 - 4x (OSU; 4/29)
Hits	1 - 3x (UCLA; 4/23)
RBI	1 - 2x (UCLA; 4/23)
BB	1 - 4x (WSU; 5/29)
SB	None
2B	None
HR	None
Hit Streak	1 game

### #36 DJ Butler, OF (Benicia, Calif.)

Category	2005 Best
At Bats	3 (WASH; 5/20)
Runs	1 (ECU; 3/5)
Hits	1 - 3x (WASH; 5/20)
RBI	1 (WIU; 3/13)
BB	1 - 2x (WSU; 5/28)
SB	1 (WIU; 3/12)
2B	None
HR	None
Hit Streak	1 game

### #37 Zechry Zinicola, 1B/DH (San Bernadino, Calif.)

Category	2005 Best	Career Best (last)
At Bats	5 (Gonzaga; 2/5)	7 (UNM; 5/18/04)
Runs	2 - 3x (UCLA; 4/23)	4 (NMSU; 5/3/04)
Hits	2 - 6x (WASH; 5/21)	2 - 13x (WASH; 5/21/05)
RBI	2 - 5x (WASH; 5/20)	3 (UConn; 2/29/04)
BB	1 - 6x (WSU; 5/29)	3 (WST; 4/27/04)
SB	None	None
2B	1 - 4x (WSU; 5/28)	2 (NMSU; 5/3/04)
HR	1 - 2x (WASH; 5/20)	1 - 5x (WASH; 5/20)
Hit Streak	6 games	6 games

### #39 Tuffy Gosewisch, C (Scottsdale, Ariz.)

Category	2005 Best	Career Best (last)
At Bats	6 (USC; 3/25)	Same
Runs	4 (USC; 3/25)	Same
Hits	5 (USC; 3/25)	Same
RBI	4 - 2x (USC; 3/25)	4 - 3x (USC; 3/25/05)
BB	2 - 4x (WASH; 5/22)	2 - 13x (WASH; 5/22/05)
SB	1 - 5x (WASH; 5/21)	1 - 7x (WASH; 5/21/05)
2B	3 (NMSU; 2/7)	Same
HR	1 - 6x (UCLA; 4/22)	1 - 10x (UCLA; 4/22/05)
Hit Streak	11 games	11 games

### #17 Seth Garrison, RHP (Coppell, Texas)

Category	2005 Best
Innings	4.0 (WIU; 3/12)
Runs Allowed	5 (LBSU; 1/30)
ER Allowed	5 (LBSU; 1/30)
K's	5 (WIU; 3/12)
BB	4 (WASH; 5/22)
Hits Allowed	4 (LBSU; 1/30)
WP	1 (ARIZ; 5/15)
HBP	1 (LBSU; 1/30)
Pitches	73 (WIU; 3/12)



# Sun Devil Baseball 2005

## Pitchers Single-Game and Career Highs

### #21 Quentin Andes, RHP (Albuquerque, N.M.)

Category	2005 Best	Career Best (last)
Innings	1.0 (Baylor; 2/26)	4.0 (Stanford; 5/28/04)
Runs Allowed	None	3 (USC; 4/4/04)
ER Allowed	None	3 (USC; 4/4/04)
K's	1 (Baylor; 2/26)	4 - 2x (NMSU; 5/4/04)
BB	2 (LSU; 3/11)	3 (UConn; 2/27/04)
Hits Allowed	1 - 2x (LSU; 3/11)	4 (USC; 4/4/04)
WP	None	1 - 2x (Stanford; 5/28/04)
HBP	1 (LBSU; 1/30)	1 - 6x (LBSU; 1/30/05)
Pitches	20 (LSU; 3/11)	51 (Stanford; 5/28/04)

### #31 Kevin Dryanski, RHP (Phoenix, Ariz.)

Category	2005 Best	Career Best (last)
Innings	3.0 (Tulane; 2/18)	
Runs Allowed	3 (ARIZ; 5/15)	
ER Allowed	3 (ARIZ; 5/15)	
K's	2 - 2x (LSU; 3/13)	
BB	2 (WSU; 5/28)	
Hits Allowed	5 - 2x (ARIZ; 5/15)	
WP	1 - 3x (ARIZ; 5/16)	
HBP	2 (LBSU; 1/28)	
Pitches	55 (Tulane; 2/18)	

### #34 Jason Urquidez, RHP (Simi Valley, Calif.)

Category	2005 Best	Career Best (last)
Innings	8.0 (USC; 3/26)	9.0 (Rice; 2/22/04)
Runs Allowed	9 (LSU; 3/13)	Same
ER Allowed	7 (LSU; 3/13)	Same
K's	9 (UNC; 3/4)	12 (OSU; 5/15/04)
BB	6 (Tulane; 2/18)	6 - 2x (Tulane; 2/18/05)
Hits Allowed	10 (LBSU; 1/29)	10 (LBSU; 1/29/05)
WP	1 - 5x (STAN; 4/16)	1 - 7x (STAN; 4/16/05)
HBP	2 (WASH; 5/21)	2 - 2x (WASH; 5/21/05)
Pitches	115 (Tulane; 2/18)	141 (USC; 4/2/04)

### #37 Zechry Zinicola, RHP (San Bernadino, Calif.)

Category	2005 Best	Career Best (last)
Innings	6.0 (Baylor; 2/25)	7.0 (Cal; 3/21/04)
Runs Allowed	7 (NMSU; 2/7)	Same
ER Allowed	6 (LSU; 3/11)	Same
K's	6 (Baylor; 2/25)	Same
BB	5 (UCLA; 4/24)	Same
Hits Allowed	9 (Baylor; 2/25)	Same
WP	2 - 2x (OKLA; 3/18)	Same
HBP	3 (OKLA; 3/18)	Same
Pitches	103 (UNC; 3/4)	103 - 2x (UNC; 3/4/05)

### #40 Pat Bresnehan, RHP (Sherborn, Mass.)

Category	2005 Best	Career Best (last)
Innings	9.0 (USC; 3/25)	Same
Runs Allowed	8 (ARIZ; 5/16)	Same
ER Allowed	8 (ARIZ; 5/16)	Same
K's	7 - 3x (WRST; 4/2)	7 - 4x (WRST; 4/2/05)
BB	3 - 2x (Cal; 4/9)	4 - 2x (ORU; 4/8/04)
Hits Allowed	10 - 2x (UCLA; 4/24)	Same
WP	1 - 4x (OSU; 5/1)	1 - 8x (OSU; 5/1/05)
HBP	2 - 2x (OKLA; 3/20)	Same
Pitches	127 (Cal; 4/9)	Same

### #41 Josh Satow, LHP (Scottsdale, Ariz.)

Category	2005 Best	Career Best (last)
Innings	5.0 (WIU; 3/13)	
Runs Allowed	9 (WIU; 3/13)	
ER Allowed	6 (WIU; 3/13)	
K's	1 (WIU; 3/13)	
BB	3 (WIU; 3/13)	
Hits Allowed	9 (WIU; 3/13)	
WP	None	
HBP	None	
Pitches	88 (WIU; 3/13)	

### #45 Erik Averill, LHP (Orange, Calif.)

Category	2005 Best	Career Best (last)
Innings	9.0 - 3x (Oklahoma; 3/19)	Same
Runs Allowed	5 - 3x (OSU; 4/29)	7 (Gonzaga; 2/16/04)
ER Allowed	5 - 2x (OSU; 4/29)	6 (WASH; 3/26/04)
K's	14 (NMSU; 2/4)	Same
BB	4 - 2x (ARIZ; 5/14)	Same
Hits Allowed	9 (LBSU; 1/28)	12 (CSF; 6/5/04)
WP	2 (LBSU; 1/28)	2 - 2x (LBSU; 1/28/05)
HBP	2 - 2x (WRST; 4/1)	4 (USC; 3/29/03)
Pitches	130 (USA; 2/12)	Same

### #47 Ty Marotz, RHP (Crystal Lake, Ill.)

Category	2005 Best	Career Best (last)
Innings	5.2 (NMSU; 2/7)	Same
Runs Allowed	3 (NMSU; 2/7)	3 - 4x (NMSU; 2/7/05)
ER Allowed	3 (NMSU; 2/7)	3 - 2x (NMSU; 2/7/05)
K's	4 (LBSU; 1/29)	5 (NMSU; 5/19/04)
BB	1 - 2x (USC; 3/24)	2 - 2x (NMSU; 5/19/04)
Hits Allowed	6 (NMSU; 2/7)	7 (NMSU; 5/19/04)
WP	None	1 - 3x (STAN; 5/30/04)
HBP	None	None
Pitches	78 (NMSU; 2/7)	Same

### #49 Brett Bordes, LHP (Mesa, Ariz.)

Category	2005 Best	Career Best (last)
Innings	4.2 - 2x (UVSC; 5/4)	6.0 - 2x (WASH; 3/27/04)
Runs Allowed	6 (OSU; 2/6)	6 - 3x (OSU; 2/6/05)
ER Allowed	4 - 2x (ARIZ; 5/16)	6 - 2x (ARIZ; 5/23/04)
K's	4 - 4x (WASH; 5/20)	10 (Arizona; 2/24/04)
BB	3 (WASH; 5/20)	5 (WASH; 3/27/04)
Hits Allowed	6 - 2x (OSU; 2/6)	6 - 3x (OSU; 2/6/05)
WP	1 - 2x (WASH; 5/20)	1 - 5x (WASH; 5/20/05)
HBP	1 - 2x (Cal; 4/9)	2 (Cal; 3/20/04)
Pitches	90 (OSU; 2/6)	106 (WASH; 3/27/04)

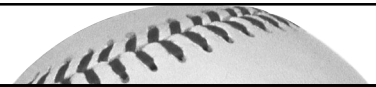
### #50 Tony Barnette, RHP (Federal Way, Wash.)

Category	2005 Best	Career Best (last)
Innings	5.1 (Arizona; 2/15)	
Runs Allowed	6 (LSU; 3/13)	
ER Allowed	5 - 2x (LSU; 3/13)	
K's	6 (LSU; 3/13)	
BB	3 (USC; 3/24)	
Hits Allowed	7 (WIU; 3/13)	
WP	None	
HBP	1 - 5x (WSU; 5/29)	
Pitches	90 (Arizona; 2/15)	





# Sun Devil Baseball 2005



## Last Time it Happened in Sun Devil Baseball...

*(Through 56 Games of 2005 Season)*

### Hitting Categories:

A SUN DEVIL HIT A GRAND SLAM: Travis Buck, Feb. 25, 2005 vs. Baylor (7th inning at Packard Stadium)  
 ASU HIT A WALK-OFF HOME RUN: Jeff Larish, March 18, 2005 vs. Oklahoma (solo home run in bottom of ninth inning)  
 A SUN DEVIL LED OFF A GAME WITH A HR: Dustin Pedroia, Mar. 13, 2004 vs. #11 Tulane (1-1 count at Packard Stadium)  
 A SUN DEVIL HIT FOR THE CYCLE: Travis Buck, March 7, 2003 vs. Southern Utah (19-0 win)  
 THE DEVILS HIT FOR THE CYCLE TO OPEN A GAME: April 27, 2003 vs. Washington State in first inning (HR/2B/1B/3B)  
 THE DEVILS HIT BACK-TO-BACK HOME RUNS: Tuffy Gosewisch and Jeff Larish, March 13, 2005 vs. Western Illinois (1st inning)  
 A SUN DEVIL HIT TWO HOME RUNS IN ONE GAME: Jeff Larish, March 13, 2005 vs. Western Illinois (4-for-6, 6 R, 4 RBI, 3-R HR, Solo HR)  
 A SUN DEVIL HIT THREE HOME RUNS IN A GAME: Jeremy West, April 27, 2003 vs. Washington State  
 A SUN DEVIL HAD 5 HITS IN A GAME: Tuffy Gosewisch, March 25, 2005 at USC (5-for-6, 4 R, 4 RBI)  
 A SUN DEVIL HAD 6 HITS IN A GAME: Travis Buck, March 13, 2005 vs. Western Illinois (6-for-8, 3 RBI)  
 A SUN DEVIL HAD 7 HITS IN A GAME: Jerry Mantlo, Feb. 6, 1972, vs. Michigan  
 A SUN DEVIL HAD 3 DOUBLES IN A GAME: Tuffy Gosewisch, Feb. 7, 2005 vs. New Mexico State (11-10 victory)  
 A SUN DEVIL HAD 4 DOUBLES IN A GAME: Travis Buck, Feb. 28, 2004 vs. Connecticut (16-5 victory)  
 A SUN DEVIL HIT 2 TRIPLES IN A GAME: Travis Buck, March 12, 2005 vs. Western Illinois (19-1 victory at Alex Box Stadium)  
 A SUN DEVIL HAD 7 RBI IN A GAME: Nick Walsh, April 27, 2003 vs. Washington State  
 A SUN DEVIL HAD 8 RBI IN A GAME: Travis Buck, Feb. 29, 2004 vs. UConn (5-for-5, HR, 2B)  
 A SUN DEVIL HAD 9 RBI IN A GAME: Jeremy West, April 27, 2003 vs. Washington State  
 A SUN DEVIL STOLE 4 BASES IN A GAME: Rocky Laguna, Feb. 7, 2005 vs. New Mexico State (ties school record)  
 A SUN DEVIL STRAIGHT STEAL OF HOME: Jeff Larish, Apr. 17, 2005 vs. Stanford (6th inning)  
 A SUN DEVIL STRUCK OUT FOUR OR MORE TIMES IN A GAME: Jeff Larish, March 4, 2005 vs. North Carolina  
 A SUN DEVIL WALKED FOUR TIMES IN A GAME: Colin Curtis, March 4, 2005 vs. North Carolina (0-for-1, 4 BB, HBP)  
 A SUN DEVIL HITTER STRANDED SIX RUNNERS ON BASE: Tuffy Gosewisch (6), January 28, 2005 vs. Long Beach State  
 A SUN DEVIL RECORDED 13 TOTAL BASES: Jeremy West (14), April 27, 2003 vs. Washington State (3 HR, 2 1B)  
 A SUN DEVIL HAD TWO SAC BUNTS IN A GAME: Travis Buck, April 23, 2005 at Washington State  
 A SUN DEVIL SCORED FIVE RUNS IN A GAME: Jeff Larish, March 13, 2005 vs. Western Illinois (6 runs scored)  
 A SUN DEVIL WAS HIT BY PITCHES TWO OR MORE TIMES: Travis Buck (2), April 25, 2003 vs. Washington State  
 AN OPPONENT HIT TWO HOME RUNS IN ONE GAME: Ryan Patterson (LSU), March 13, 2005 at Alex Box Stadium  
 AN OPPONENT HIT A WALK-OFF HOME RUN: Brent Lillibridge (Washington), May 21, 2005 at Husky Ballpark (2-run HR in 9th inning)  
 AN OPPONENT HIT A LEADOFF HOME RUN: Nathan Southard (Tulane), Feb. 18, 2005 at Turchin Stadium (off Jason Urquidez)

### Pitching Categories:

A SUN DEVIL PITCHER THREW A NO-HITTER: Kevin Rawitzer, March 2, 1993, vs. Southern Utah (ASU 7, SUU 0)  
 A SUN DEVIL PITCHER THREW A PERFECT GAME: Eddie Bane, March 2, 1973, vs. Cal State Northridge (ASU 9, CSUN 0)  
 A SUN DEVIL PITCHER THREW A ONE-HITTER: Drew Friedberg, Jan. 24, 1999, vs. Hawaii-Hilo (ASU 10, Hilo 0)  
 A SUN DEVIL PITCHER THREW A TWO-HITTER: Will Waldrip, Jan. 23, 1999, vs. Hawaii-Hilo (ASU 3, Hilo 0)  
 ARIZONA STATE WAS NO-HIT: Phil Keller (Stanford), March 23, 1970 (Stanford 1, ASU 0)  
 ARIZONA STATE WAS ONE-HIT: Alan Dunn/Tim Meacham (Alabama), June 10, 1983 (Alabama 6, ASU 0)  
 A SUN DEVIL PITCHER THREW A COMPLETE GAME: Pat Bresnehan, March 25, 2005 at USC (17-1 win)  
 A SUN DEVIL PITCHER THREW A COMPLETE GAME SHUTOUT: Erik Averill, Feb. 4, 2005 vs. New Mexico State (12-0 victory)  
 A SUN DEVIL PITCHER THREW BACK-TO-BACK COMPLETE GAMES: Erik Averill (2/4, 2/12, 2005)  
 AN OPPOSING PITCHER THREW A COMPLETE GAME: Tim Lincecum (Washington), May 20, 2005 (6-4 Washington victory)  
 THE SUN DEVILS SHUT OUT AN OPPONENT (1 OR MORE PITCHERS): Ohio State (3-0), March 6, 2005 (2 times in 2005)  
 THE SUN DEVILS WERE SHUT OUT: Gonzaga, February 13, 2005 (Gonzaga 2, ASU 0)  
 A SUN DEVIL STRUCK OUT 10 OR MORE BATTERS IN A GAME: Erik Averill (14), Feb. 4, 2005 vs. New Mexico State (CG)  
 A SUN DEVIL STRUCK OUT 15 OR MORE BATTERS IN A GAME: Mike Eposito (17), March 29, 2002 vs. UW  
 AN OPPOSING PITCHER STRUCK OUT 10 OR MORE SUN DEVILS: Tim Lincecum, Washington, (13), May 20, 2005  
 THE SUN DEVIL PITCHING STAFF DID NOT WALK A BATTER: at New Mexico State, Feb. 4, 2005 (12-0 win)  
 A SUN DEVIL PITCHER RECORDED 10 WINS IN A SEASON: Jason Urquidez (2004) -- 12-3  
 A SUN DEVIL PITCHER HIT THREE BATTERS IN A GAME: Jeff Mousser (3), April 4, 2004 vs. USC (10-3 loss at Packard Stadium)


### Fielding Categories:

THE SUN DEVILS HAD NO ERRORS IN A GAME: May 27, 2005 vs. Washington State (8-2 win) - 17 times in 2005.  
 THE SUN DEVILS COMMITTED FIVE ERRORS IN A GAME: May 15, 2005 vs. #7 Arizona (16-7) -- six errors  
 A SUN DEVIL COMMITTED THREE OR MORE ERRORS IN A GAME: Jeff Landry, March 13, 2005 at LSU (3)  
 A SUN DEVIL HAD 15 OR MORE PUTOUTS IN A GAME: Tuffy Gosewisch (16), Feb. 8, 2004 vs. Florida State  
 A SUN DEVIL HAD 20 OR MORE PUTOUTS IN A GAME: Jeff Phelps (21), March 6, 1999, vs. Stanford  
 A SUN DEVIL HAD EIGHT OR MORE ASSISTS IN A GAME: Dennis Wyrick (SS), Feb. 6, 2000, vs. Florida State  
 THE SUN DEVILS TURNED FIVE DOUBLE PLAYS IN A GAME: May 7, 1999, vs. Washington (Husky Ballpark)  
 THE SUN DEVILS TURNED A TRIPLE PLAY: April 16, 2004 at UCLA (Travis Buck (RF), Dustin Pedroia (SS), Seth Dhaenens (3B)).

### Scoring and Misc. Categories:

THE SUN DEVILS RECORDED 20 OR MORE HITS: 35, March 13, 2005 vs. Western Illinois (school record in hits)  
 THE SUN DEVILS RECORDED 20 HITS IN BACK-TO-BACK GAMES: March 12-13 vs. Western Illinois (23/35)  
 THE SUN DEVILS SCORED 20 OR MORE RUNS: 30, March 13, 2005 vs. Western Illinois (30-13 victory in Baton Rouge, La.)  
 THE SUN DEVILS SCORED 30 OR MORE RUNS: 30, March 13, 2005 vs. Western Illinois (30-13 victory in Baton Rouge, La.)  
 THE SUN DEVILS SCORED 10 OR MORE RUNS IN AN INNING: (10 - 6th), May 28, 2005 vs. Washington State (8 hits, 10 runs)  
 THE SUN DEVILS LEFT 15 OR MORE RUNNERS ON BASE: Florida State (15) -- 12-6 win at Packard Stadium.  
 THE SUN DEVILS SURRENDERED A NINTH INNING LEAD (WALK-OFF LOSS): at Washington, May 21, 2005 (led 3-0, lost 5-3 on two home runs)  
 ASU SWEEP A THREE-GAME PAC-10 SERIES: Washington State; May 27-29, 2005 (8-2, 16-6, 7-2)  
 ASU WAS SWEEP IN A PAC-10 SERIES: at UCLA, April 16-18, 1999 (11-10 L, 9-3 L, 8-6 L)  
 ASU WAS SWEEP IN A PAC-10 SERIES AT HOME: vs. USC, March 27-29, 1997 at Packard Stadium (12-7 L, 15-4 L, 11-7 L)  
 THE SUN DEVILS PLAYED EXTRA INNINGS: at No. 21 USC, March 26, 2005 at Dedeaux Field (2-1 win in 10 innings)  
 THE SUN DEVILS PLAYED 14 OR MORE INNINGS: at Arizona, Feb. 15, 2005 at Kindall Field at Sancet Stadium (7-6 loss on walk-off HR)  
 THE SUN DEVILS PLAYED BACK-TO-BACK EXTRA-INNING GAMES: Feb. 27, 2005 (Baylor - 10) and Mar. 4, 2005 (North Carolina - 11)  
 ASU PLAYED A GAME OVER 5 HOURS: at Arizona, Feb. 15, 2005, 5:13 (7-6 loss in 14 innings)





# #7 • Vinny Biancamano

INF • R/R • 6-0 • 180 • Freshman - HS • Glendale, Ariz. (Cactus)

**\*\*35th Round Draft Choice of the Kansas City Royals (2004)\*\***

**SEASON HIGHLIGHTS:** Saw action in 27 games this season with 11 starts (8 - 2B, 3 - 3B, 1 - DH)... was ASU's opening-day starter at second base... hit .233 (10-for-43) with eight runs, two doubles and three RBI... went 3-for-3 with three runs scored and three RBI against Gonzaga (2/5).

## 2005 Game-by-Game Statistics:

Date	Opponent	GS	AB	R	H	RBI	2B	3B	HR	BB	IBB	SB	CS	HBP	SAC	SF	GDP	K	PO	A	E	Avg	
Jan 28, 2005	Long Beach State	*	3	0	0	1	0	0	0	1	0	0	0	0	0	0	1	0	1	0	0	.000	
Jan 30, 2005	Long Beach State		1	0	0	0	0	0	0	0	0	0	0	0	0	0	0	0	0	0	0	.000	
Feb 04, 2005	New Mexico State	*	4	1	0	0	0	0	0	0	0	0	0	0	0	0	0	3	0	1	0	.000	
Feb 05, 2005	Gonzaga	*	3	3	3	2	1	0	0	0	0	0	0	0	0	0	0	0	0	0	1	.273	
Feb 06, 2005	Oregon State	*	2	1	1	0	1	0	0	1	0	0	0	0	0	0	0	1	3	1	2	.308	
Feb 13, 2005	vs Gonzaga	*	2	0	0	0	0	0	0	0	0	0	0	0	0	0	0	0	0	0	0	.267	
Feb 15, 2005	at Arizona	*	2	1	1	0	0	0	0	0	0	0	0	0	0	0	0	0	3	0	0	.294	
Feb 18, 2005	at Tulane	*	2	1	0	0	0	0	0	1	0	0	0	0	0	0	0	2	2	1	1	.263	
Feb 23, 2005	at Arizona		1	0	0	0	0	0	0	0	0	0	0	0	0	0	0	0	0	0	0	.250	
Feb 25, 2005	Baylor	*	3	0	0	0	0	0	0	0	0	0	0	0	0	0	0	1	0	5	1	.217	
Feb 26, 2005	Baylor	*	2	0	1	0	0	0	0	0	0	0	1	0	0	0	1	0	0	0	0	.240	
Mar 04, 2005	vs North Carolina		1	0	0	0	0	0	0	0	0	0	0	0	0	0	0	1	0	0	0	.231	
Mar 05, 2005	at East Carolina		1	0	0	0	0	0	0	0	0	0	0	0	0	0	0	0	0	0	0	.222	
Mar 06, 2005	vs Ohio State		1	0	1	0	0	0	0	0	0	0	0	0	0	0	0	0	0	0	0	.250	
Mar 11, 2005	at LSU		1	0	0	0	0	0	0	0	0	0	0	0	0	0	0	1	0	0	0	.241	
Mar 12, 2005	vs Western Illinois		1	0	0	0	0	0	0	0	0	0	0	0	0	0	0	1	0	0	0	.233	
Mar 13, 2005	vs Western Illinois		1	0	0	0	0	0	0	0	0	0	0	0	0	0	0	0	0	0	0	.226	
Mar 13, 2005	at LSU	*	2	0	0	0	0	0	0	0	0	0	0	0	0	0	0	0	1	0	0	.212	
Mar 25, 2005	at USC		2	0	1	0	0	0	0	0	0	0	0	0	0	0	0	0	0	0	0	.229	
Apr 01, 2005	Wright State		2	0	0	0	0	0	0	0	0	0	0	0	0	0	0	1	2	3	1	.216	
Apr 02, 2005	Wright State		0	0	0	0	0	0	0	1	0	0	0	0	0	0	0	0	1	1	0	.216	
Apr 03, 2005	Wright State		0	0	0	0	0	0	0	0	0	0	0	1	0	0	0	0	0	1	0	.216	
Apr 22, 2005	UCLA		1	0	0	0	0	0	0	0	0	0	0	0	0	0	0	0	0	0	0	.211	
Apr 24, 2005	UCLA		2	1	1	0	0	0	0	0	0	0	0	0	0	0	0	0	0	0	0	.225	
May 15, 2005	Arizona		1	0	0	0	0	0	0	0	0	0	0	0	0	0	0	1	0	1	0	.220	
May 28, 2005	Washington State		1	0	1	0	0	0	0	0	0	0	0	0	0	0	0	0	0	0	0	.238	
May 29, 2005	Washington State	*	1	0	0	0	0	0	0	1	0	0	0	0	0	0	0	0	1	1	1	.233	
Totals			11	43	8	10	3	2	0	0	5	0	0	1	1	0	0	2	12	11	18	7	.233

## Career Statistics:


Year	Avg	GP-GS	AB	R	H	2B	3B	HR	RBI	TB	SLG%	BB	HBP	SO	GDP	OB%	SF	SH	SB-ATT	PO	A	E	FLD%
2005....	.233	27-11	43	8	10	2	0	0	3	12	.279	5	1	12	2	.327	0	0	0-1	11	18	7	.806
<b>TOTAL...</b>	<b>.233</b>	<b>27-11</b>	<b>43</b>	<b>8</b>	<b>10</b>	<b>2</b>	<b>0</b>	<b>0</b>	<b>3</b>	<b>12</b>	<b>.279</b>	<b>5</b>	<b>1</b>	<b>12</b>	<b>2</b>	<b>.327</b>	<b>0</b>	<b>0</b>	<b>0-1</b>	<b>11</b>	<b>18</b>	<b>7</b>	<b>.806</b>

## Single-Game Career Highs:

Category	Career Best (last)
At Bats .....	4 (NMSU; 2/4)
Runs .....	3 (Gonzaga; 2/5)
Hits .....	3 (Gonzaga; 2/5)
RBI .....	2 (Gonzaga; 2/5)
BB .....	1 - 5x (WSU; 5/29)
SB .....	None
2B .....	1 - 2x (OSU; 2/6)
HR .....	None
Hit Streak .....	2 games

## Hitting Misc.:

Category	2005
Multi-Hit Games .....	1
Multi-RBI Games .....	1
Games with a Hit .....	8 of 25
Games with a RBI .....	2 of 25
RISP .....	133 (2-for-15)
Bases Loaded .....	.000 (0-for-1)
Pinch-Hitting .....	.214 (3-for-14)
Starts at 2B .....	8
Starts at 3B .....	3
Starts at DH .....	1



# #4 • Travis Buck

OF/3B • L/R • 6-2 • 205 • Junior - 2V • Richland, Wash. (Richland)

\*\*2004-2005 First-Team All-Pac-10 • Golden Spikes Award Watch List\*\*

**SEASON HIGHLIGHTS:** Has started all 56 games this season... has made 39 starts in the outfield and 17 at third base... leads the team and ranks third in the Pac-10 hitting .388 (94-for-242) with 67 runs, 22 doubles, three triples, four home runs and 38 RBI... heads into the postseason having recorded hits in 19 of the last 20 games... also leads the team with 23 stolen bases and 31 multi-hit games... has gone hitless in only nine games this season... led the team hitting .426 (43-for-101) in Pac-10 play... started the season slowly, hitting .246 after the first 15 games, but has since gone 79-for-181 (.436) over the last 41 games... trying to become only the 21st

player in ASU history to record 100 hits in a season... two-time selection for Pac-10 Player of the Week in 2005 and five times in his career... went 2-for-4 with a grand slam home run against Baylor (2/25)... hit a game-tying two-run home run against Stanford (4/16) in the bottom of the ninth inning... has recorded four games with two doubles this season... a preseason All-America selection by Baseball America (1st team) and Collegiate Baseball (3rd team)... was named to the watch list for the Golden Spikes Award, Wallace Award and Howser Trophy... earned first-team Summer All-America honors from Baseball America after hitting .412 and help lead the USA Baseball National Team to a Gold Medal in the 2004 FISU World University Baseball Championships in Tainan, Taiwan.

## 2005 Game-by-Game Statistics:

Date	Opponent	GS	AB	R	H	RBI	2B	3B	HR	BB	IBB	SB	CS	HBP	SAC	SF	GDP	K	PO	A	E	Avg
Jan 28, 2005	Long Beach State	*	4	1	2	0	0	0	0	1	0	0	0	0	0	0	0	2	2	0	0	.500
Jan 29, 2005	Long Beach State	*	4	0	2	0	0	0	0	1	0	1	0	0	0	0	0	0	1	0	0	.500
Jan 30, 2005	Long Beach State	*	4	0	1	0	1	0	0	0	0	0	0	0	0	0	0	1	1	0	0	.417
Feb 04, 2005	New Mexico State	*	4	2	2	0	1	0	0	1	0	0	0	0	0	0	0	2	0	0	0	.438
Feb 05, 2005	Gonzaga	*	4	2	1	0	1	0	0	0	0	1	0	1	0	0	0	2	4	0	1	.400
Feb 06, 2005	Oregon State	*	4	1	0	0	0	0	0	0	0	0	0	1	0	0	0	0	1	0	0	.333
Feb 07, 2005	New Mexico State	*	4	1	1	0	0	0	0	1	0	0	0	0	0	0	0	1	2	0	0	.321
Feb 12, 2005	vs South Alabama	*	3	2	2	2	1	0	0	1	0	0	0	0	0	0	0	0	2	0	0	.355
Feb 12, 2005	vs Oklahoma	*	4	0	1	1	0	0	0	0	0	0	1	0	0	0	1	0	2	0	0	.343
Feb 13, 2005	vs Gonzaga	*	4	0	0	0	0	0	0	0	0	0	0	0	0	0	0	0	1	0	0	.308
Feb 15, 2005	at Arizona	*	6	1	1	1	0	0	0	0	0	0	0	0	0	1	0	1	1	0	0	.289
Feb 18, 2005	at Tulane	*	4	0	0	0	0	0	0	0	0	0	0	0	0	0	0	3	3	0	0	.265
Feb 19, 2005	at Tulane	*	3	0	1	0	0	0	0	1	0	0	0	0	0	0	0	2	4	1	0	.269
Feb 20, 2005	at Tulane	*	4	0	1	0	0	0	0	0	0	0	0	0	0	0	0	0	4	0	0	.268
Feb 23, 2005	at Arizona	*	5	0	0	0	0	0	0	0	0	0	0	0	0	0	0	1	5	0	0	.246
Feb 25, 2005	Baylor	*	4	2	2	4	0	0	1	0	0	0	0	0	0	0	0	0	0	0	0	.262
Feb 26, 2005	Baylor	*	5	3	4	1	0	0	0	0	0	1	1	0	0	0	0	0	2	0	0	.300
Feb 27, 2005	Baylor	*	5	1	2	1	0	0	0	0	0	1	0	0	0	0	0	1	1	0	1	.307
Mar 04, 2005	vs North Carolina	*	6	1	2	1	2	0	0	0	0	1	0	0	0	0	0	1	0	0	0	.309
Mar 05, 2005	at East Carolina	*	4	2	1	0	0	0	0	1	0	1	0	0	0	0	0	0	0	0	0	.306
Mar 06, 2005	vs Ohio State	*	4	0	2	1	1	0	0	0	0	1	0	0	0	0	0	0	0	0	0	.315
Mar 11, 2005	at LSU	*	5	0	1	0	0	0	0	0	0	0	0	0	0	0	0	0	0	4	0	.309
Mar 12, 2005	vs Western Illinois	*	6	4	4	4	0	2	0	0	0	0	0	0	0	0	0	0	2	1	1	.330
Mar 13, 2005	vs Western Illinois	*	8	2	6	3	2	0	0	0	0	0	0	0	0	0	0	0	3	1	1	.361
Mar 13, 2005	at LSU	*	3	1	0	0	0	0	0	1	0	0	0	0	0	0	0	0	1	1	0	.351
Mar 18, 2005	Oklahoma	*	5	1	2	1	0	0	0	0	0	0	1	0	0	0	0	0	1	3	0	.353
Mar 19, 2005	Oklahoma	*	4	1	2	0	0	1	0	0	0	0	0	0	0	0	0	0	0	7	0	.358
Mar 20, 2005	Oklahoma	*	4	3	3	1	1	0	1	1	0	1	0	0	0	0	0	0	1	2	0	.371
Mar 24, 2005	at USC	*	5	2	3	1	2	0	0	0	0	0	0	0	0	0	0	1	1	3	0	.380
Mar 25, 2005	at USC	*	5	2	1	0	1	0	0	0	0	0	0	1	0	0	2	1	3	1	0	.373
Mar 26, 2005	at USC	*	4	1	0	0	0	0	0	1	0	1	0	0	0	0	0	1	0	4	0	.362
Apr 01, 2005	Wright State	*	5	2	1	0	0	0	0	1	0	0	1	0	0	0	1	0	2	0	0	.357
Apr 02, 2005	Wright State	*	3	1	0	0	0	0	0	2	0	0	1	0	0	0	0	1	0	1	0	.349
Apr 03, 2005	Wright State	*	5	2	2	1	0	0	0	0	0	0	0	1	0	0	0	0	0	0	0	.351
Apr 09, 2005	at California-1	*	4	2	3	2	1	0	0	1	0	0	0	0	1	0	0	0	0	0	0	.361
Apr 09, 2005	at California-2	*	5	0	0	0	0	0	0	0	0	0	0	0	0	0	0	0	0	0	0	.350
Apr 10, 2005	at California	*	4	0	2	1	0	0	0	0	0	0	0	0	0	0	0	1	0	0	0	.354
Apr 15, 2005	Stanford	*	3	2	2	0	0	0	0	0	0	1	1	1	0	0	0	1	6	0	0	.359
Apr 16, 2005	Stanford	*	5	1	2	3	0	0	1	0	0	0	0	0	0	0	0	1	0	0	0	.360
Apr 17, 2005	Stanford	*	5	1	2	3	1	0	0	0	0	0	0	0	0	0	0	1	3	1	0	.362
Apr 22, 2005	UCLA	*	5	1	3	1	1	0	0	0	0	1	0	0	1	0	0	1	1	0	0	.368
Apr 23, 2005	UCLA	*	5	2	4	0	1	0	0	1	0	1	0	0	0	0	0	0	0	0	0	.380
Apr 24, 2005	UCLA	*	4	2	3	2	0	0	0	1	0	3	0	0	0	0	0	0	1	0	0	.387
Apr 29, 2005	at Oregon State	*	5	1	1	0	0	0	0	0	0	1	0	0	0	0	1	1	1	0	0	.383
Apr 30, 2005	at Oregon State	*	4	1	2	0	0	0	0	1	0	1	0	0	0	0	0	0	1	0	0	.385
May 01, 2005	at Oregon State	*	4	1	2	0	0	0	0	0	0	0	0	0	0	0	0	0	4	0	0	.387
May 04, 2005	Utah Valley State	*	4	2	2	1	0	0	1	0	0	0	0	1	0	0	0	1	0	0	0	.389
May 14, 2005	Arizona	*	4	1	2	0	0	0	0	1	0	0	0	0	0	0	1	0	3	1	0	.392
May 15, 2005	Arizona	*	4	1	1	0	0	0	0	1	0	0	0	0	0	0	0	0	0	0	0	.389
May 16, 2005	Arizona	*	5	0	1	0	1	0	0	0	0	0	0	0	0	0	1	1	4	0	0	.385
May 20, 2005	at Washington	*	3	1	0	0	0	0	0	1	0	1	0	0	1	0	0	1	0	2	0	.379
May 21, 2005	at Washington	*	5	0	2	2	0	0	0	0	0	1	1	0	0	0	0	0	1	2	0	.380
May 22, 2005	at Washington	*	4	0	1	0	0	0	0	1	0	0	0	0	0	0	0	0	0	0	0	.378
May 27, 2005	Washington State	*	4	3	3	0	2	0	0	1	0	2	0	0	0	0	0	0	1	1	0	.384
May 28, 2005	Washington State	*	3	2	2	0	1	0	0	2	0	1	1	0	0	0	0	0	1	0	0	.387
May 29, 2005	Washington State	*	2	2	1	0	0	0	0	1	1	1	0	0	1	0	0	1	1	0	0	.388
Totals		56	242	67	94	38	22	3	4	25	1	23	8	5	5	1	5	32	76	38	5	.388

## Career Statistics:

Year	Avg	GP-GS	AB	R	H	2B	3B	HR	RBI	TB	SLG%	BB	HBP	SO	GDP	OB%	SF	SH	SB-ATT	PO	A	E	FLD%
2003....	.326	66-65	239	59	78	13	3	4	46	109	.456	35	11	28	9	.432	2	5	12-14	94	4	4	.961
2004....	.373	59-59	225	64	84	16	1	9	58	129	.573	41	11	34	6	.486	3	6	13-16	118	5	1	.992
2005....	.388	56-56	242	67	94	22	3	4	38	134	.554	25	5	32	5	.454	1	5	23-31	76	38	5	.958
TOTAL..	.363	181-180	706	190	256	51	7	17	142	372	.527	101	27	94	20	.457	6	16	48-61	288	47	10	.971

## Single-Game Career Highs:

Category	2005 Best	Career Best (last)
At Bats	8 (WIU; 3/13)	Same
Runs	4 (WIU; 3/12)	4 - 2x (WIU; 3/12/05)
Hits	6 (WIU; 3/13)	Same
RBI	4 - 2x (WIU; 3/12)	8 (UConn; 2/29/04)
BB	2 - 2x (WSU; 5/28)	3 (FSU; 2/8/04)
SB	3 (UCLA; 4/24)	Same
2B	2 - 4x (WSU; 5/27)	4 (UConn; 2/28/04)
HR	1 - 4x (UVSC; 5/4)	1 - 17x (UVSC; 5/4/05)
Hit Streak	14 games	16 games

## Hitting Misc.:

Category	2005	Career
Multi-Hit Games	31	75
Multi-RBI Games	9	33
Games with a Hit	47 of 56	141 of 181
Games with a RBI	22 of 56	83 of 181
RISP	329 (24-for-73)	331 (80-for-242)
Bases Loaded	286 (2-for-7)	406 (13-for-32)
Pinch Hitting	.000 (0-for-0)	.000 (0-for-0)
Starts at 3B	17	17
Starts in LF	0	33
Starts in RF	37	126
Starts in CF	2	3
Starts at DH	0	1



# #36 • DJ Butler

OF • L/R • 6-2 • 195 • Freshman - HS • Benicia, Calif. (Benicia)

**SEASON HIGHLIGHTS:** Has seen action in 18 games this season and made three starts... hitting .167 (3-for-18) with one runs scored and one RBI... recorded first career hit with a single against Arizona (2/15)... went 1-for-3 against Washington (5/20)... recorded a sacrifice fly for his only RBI of the season against Western Illinois (3/13).

## 2005 Game-by-Game Statistics:

Date	Opponent	GS	AB	R	H	RBI	2B	3B	HR	BB	IBB	SB	CS	HBP	SAC	SF	GDP	K	PO	A	E	Avg	
Feb 04, 2005	New Mexico State		1	0	0	0	0	0	0	0	0	0	0	0	0	0	0	1	0	0	0	.000	
Feb 12, 2005	vs South Alabama		1	0	0	0	0	0	0	0	0	0	0	0	0	0	0	0	0	0	0	.000	
Feb 15, 2005	at Arizona		1	0	1	0	0	0	0	0	0	0	0	0	0	0	0	0	0	0	0	.333	
Feb 18, 2005	at Tulane		1	0	0	0	0	0	0	0	0	0	0	0	0	0	0	1	0	0	0	.250	
Feb 19, 2005	at Tulane		0	0	0	0	0	0	0	1	0	0	0	0	0	0	0	0	0	0	0	.250	
Feb 26, 2005	Baylor		0	0	0	0	0	0	0	0	0	0	0	0	0	0	0	0	0	0	0	.250	
Feb 27, 2005	Baylor		1	0	0	0	0	0	0	0	0	0	0	0	0	0	0	1	0	0	0	.200	
Mar 04, 2005	vs North Carolina		0	0	0	0	0	0	0	0	0	0	0	1	0	0	0	0	0	0	0	.200	
Mar 05, 2005	at East Carolina	*	1	1	0	0	0	0	0	1	0	0	0	0	0	0	0	1	0	0	0	.167	
Mar 12, 2005	vs Western Illinois	*	2	0	1	0	0	0	0	0	0	1	0	0	0	0	0	0	1	0	0	.250	
Mar 13, 2005	vs Western Illinois	*	2	0	0	1	0	0	0	0	0	0	0	0	0	1	0	1	0	0	0	.200	
Apr 01, 2005	Wright State		1	0	0	0	0	0	0	0	0	0	0	0	0	0	0	0	0	0	0	.182	
Apr 02, 2005	Wright State		1	0	0	0	0	0	0	0	0	0	0	0	0	0	0	1	0	0	0	.167	
Apr 03, 2005	Wright State		1	0	0	0	0	0	0	0	0	0	0	0	0	0	0	0	2	0	0	.154	
Apr 09, 2005	at California-2		1	0	0	0	0	0	0	0	0	0	0	0	0	0	0	1	0	0	0	.143	
May 20, 2005	at Washington		3	0	1	0	0	0	0	0	0	0	0	0	0	0	0	2	0	0	0	.176	
May 28, 2005	Washington State		1	0	0	0	0	0	0	0	0	0	0	0	0	0	0	1	0	0	0	.167	
Totals			3	18	1	3	1	0	0	0	2	0	1	0	1	0	1	0	10	3	0	0	.167

## Career Statistics:

Year	Avg	GP-GS	AB	R	H	2B	3B	HR	RBI	TB	SLG%	BB	HBP	SO	GDP	OB%	SF	SH	SB-ATT	PO	A	E	FLD%
2005....	.167	17-3	18	1	3	0	0	0	1	3	.167	2	1	10	0	.273	1	0	1-1	3	0	0	1.000
<b>TOTAL...</b>	<b>.167</b>	<b>17-3</b>	<b>18</b>	<b>1</b>	<b>3</b>	<b>0</b>	<b>0</b>	<b>0</b>	<b>1</b>	<b>3</b>	<b>.167</b>	<b>2</b>	<b>1</b>	<b>10</b>	<b>0</b>	<b>.273</b>	<b>1</b>	<b>0</b>	<b>1-1</b>	<b>3</b>	<b>0</b>	<b>0</b>	<b>1.000</b>

## Single-Game Career Highs:

Category .....	2005 Best
At Bats .....	3 (WASH; 5/20)
Runs .....	1 (ECU; 3/5)
Hits .....	1 - 3x (WASH; 5/20)
RBI .....	1 (WIU; 3/13)
BB .....	1 - 2x (WSU; 5/28)
SB .....	1 (WIU; 3/12)
2B .....	None
HR .....	None
Hit Streak .....	1 game

## Hitting Misc.:

Category .....	2005
Multi-Hit Games .....	0
Multi-RBI Games .....	0
Games with a Hit .....	3 of 14
Games with a RBI .....	1 of 14
RISP .....	.167 (1-for-6)
Bases Loaded .....	.000 (0-for-1)
Pinch-Hitting .....	.222 (2-for-9)
Starts in LF .....	2
Starts at DH .....	1





# #9 • Colin Curtis

OF • L/L • 6-1 • 195 • Sophomore - 1V • Issaquah, Wash. (Issaquah)

\*\*2005 All-Pac-10 Candidate\*\*

**SEASON HIGHLIGHTS:** Has started all 56 games in the outfield this season... ranks third on the team hitting .332 (73-for-220) with 12 doubles, one triple, one home run, 39 RBI and 17 stolen bases... ranks second on the team with 39 walks... has recorded at least one hit in 44 of 56 games and has 23 multi-hit contests... hit .316 (30-for-95) in Pac-10 play... hit .400 (30-for-75) with runners in scoring position... recorded career-high four hits against Arizona (2/15)... drilled the game-winning single in the bottom of the ninth inning against New Mexico State (2/7)... has a current 10-game hitting streak, going 14-for-37 (.378) during that stretch.

## 2005 Game-by-Game Statistics:

Date	Opponent	GS	AB	R	H	RBI	2B	3B	HR	BB	IBB	SB	CS	HBP	SAC	SF	GDP	K	PO	A	E	Avg	
Jan 28, 2005	Long Beach State	*	4	0	3	2	0	1	0	0	0	0	0	0	0	0	0	0	1	0	0	.750	
Jan 29, 2005	Long Beach State	*	3	1	1	1	0	0	0	1	0	0	0	0	0	1	0	0	2	0	0	.571	
Jan 30, 2005	Long Beach State	*	4	0	1	1	0	0	0	0	0	0	0	0	0	0	0	0	0	0	0	.455	
Feb 04, 2005	New Mexico State	*	5	1	1	0	0	0	0	1	0	0	0	0	0	0	0	1	0	0	0	.375	
Feb 05, 2005	Gonzaga	*	4	0	2	3	0	0	0	1	0	2	0	0	0	0	0	0	1	0	0	.400	
Feb 06, 2005	Oregon State	*	5	0	2	1	0	0	0	0	0	0	0	0	0	0	0	1	0	0	1	.400	
Feb 07, 2005	New Mexico State	*	4	1	2	2	0	0	0	2	0	0	0	0	0	0	0	1	2	0	0	.414	
Feb 12, 2005	vs South Alabama	*	4	0	0	0	0	0	0	1	0	1	0	0	0	0	0	2	0	0	0	.364	
Feb 12, 2005	vs Oklahoma	*	5	2	2	1	0	0	0	0	0	0	0	0	0	0	1	0	2	0	0	.368	
Feb 13, 2005	vs Gonzaga	*	2	0	0	0	0	0	0	2	0	0	1	0	0	0	0	0	0	0	0	.350	
Feb 15, 2005	at Arizona	*	6	1	4	1	1	0	0	1	0	1	0	0	0	0	0	1	5	0	0	.391	
Feb 18, 2005	at Tulane	*	3	0	2	0	0	0	0	1	0	0	0	0	0	0	0	0	0	0	0	.408	
Feb 19, 2005	at Tulane	*	4	1	1	0	0	0	0	0	0	0	0	0	0	0	0	0	1	0	0	.396	
Feb 20, 2005	at Tulane	*	4	0	1	0	0	0	0	0	0	0	0	0	0	0	0	1	2	0	0	.386	
Feb 23, 2005	at Arizona	*	4	0	1	0	0	0	0	0	0	0	0	1	0	0	0	1	2	0	0	.377	
Feb 25, 2005	Baylor	*	4	0	0	0	0	0	0	0	0	0	0	0	0	0	0	0	0	0	0	.354	
Feb 26, 2005	Baylor	*	3	2	3	3	1	0	0	1	0	0	0	0	0	1	0	0	3	0	0	.382	
Feb 27, 2005	Baylor	*	3	1	0	0	0	0	0	2	0	0	0	0	0	0	0	1	2	0	0	.366	
Mar 04, 2005	vs North Carolina	*	1	1	0	0	0	0	0	4	0	1	0	1	0	0	0	0	1	0	0	.361	
Mar 05, 2005	at East Carolina	*	4	1	1	0	0	0	0	1	0	0	1	0	0	0	0	1	3	0	0	.355	
Mar 06, 2005	vs Ohio State	*	3	1	0	0	0	0	0	1	0	2	0	0	0	0	0	1	2	0	0	.342	
Mar 11, 2005	at LSU	*	3	1	1	1	0	0	0	0	0	0	0	0	0	1	0	0	4	0	0	.341	
Mar 12, 2005	vs Western Illinois	*	6	1	2	2	2	0	0	0	0	0	0	0	0	0	0	0	1	0	0	.341	
Mar 13, 2005	vs Western Illinois	*	8	2	2	2	1	0	0	0	0	0	0	0	0	0	2	0	0	0	0	.333	
Mar 13, 2005	at LSU	*	4	0	1	0	0	0	0	0	0	0	0	0	0	0	0	1	1	0	0	.330	
Mar 18, 2005	Oklahoma	*	4	1	2	0	1	0	0	0	0	0	0	0	0	0	0	0	0	0	0	.337	
Mar 19, 2005	Oklahoma	*	4	1	2	0	0	0	0	0	0	1	0	0	0	0	0	0	1	0	0	.343	
Mar 20, 2005	Oklahoma	*	3	1	1	0	0	0	0	1	1	0	0	0	0	0	0	0	0	0	0	.342	
Mar 24, 2005	at USC	*	5	2	2	1	1	0	0	0	0	0	0	0	0	0	1	2	1	0	0	.345	
Mar 25, 2005	at USC	*	6	2	3	3	0	0	1	0	0	0	0	0	0	0	0	3	2	0	0	.352	
Mar 26, 2005	at USC	*	5	0	0	0	0	0	0	0	0	0	0	0	0	0	1	1	6	0	0	.339	
Apr 01, 2005	Wright State	*	4	2	2	2	0	0	0	1	0	0	0	0	0	0	0	0	1	0	1	.344	
Apr 02, 2005	Wright State	*	2	0	0	0	0	0	0	0	0	0	0	0	0	0	0	1	0	0	0	.338	
Apr 03, 2005	Wright State	*	3	2	1	0	0	0	0	1	0	1	0	0	0	0	0	1	0	0	0	.338	
Apr 09, 2005	at California-1	*	5	1	1	0	0	0	0	1	0	1	0	0	0	0	0	0	2	0	0	.333	
Apr 09, 2005	at California-2	*	4	0	3	0	0	0	0	0	0	0	0	0	0	0	0	0	0	0	0	.345	
Apr 10, 2005	at California	*	3	0	0	0	0	0	0	0	0	0	0	0	1	0	0	1	2	0	0	.338	
Apr 15, 2005	Stanford	*	4	1	0	0	0	0	0	0	0	0	0	0	0	0	0	0	3	0	0	.329	
Apr 16, 2005	Stanford	*	3	1	1	0	0	0	0	1	0	1	0	0	1	0	0	1	2	0	0	.329	
Apr 17, 2005	Stanford	*	4	1	2	2	1	0	0	0	0	1	0	1	0	0	0	2	2	0	0	.333	
Apr 22, 2005	UCLA	*	3	1	1	1	0	0	0	1	0	0	0	1	0	0	0	0	0	0	0	.333	
Apr 23, 2005	UCLA	*	4	2	0	0	0	0	0	2	0	0	0	0	0	0	0	1	0	0	0	.325	
Apr 24, 2005	UCLA	*	5	1	2	1	1	0	0	0	0	1	0	0	0	0	0	0	1	0	0	.327	
Apr 29, 2005	at Oregon State	*	2	0	1	0	0	0	0	1	0	0	2	0	0	0	0	0	1	0	0	.329	
Apr 30, 2005	at Oregon State	*	5	0	2	1	1	0	0	0	0	1	1	0	0	0	0	1	1	0	0	.331	
May 01, 2005	at Oregon State	*	5	0	0	0	0	0	0	0	0	0	0	0	0	0	0	1	1	0	0	.322	
May 04, 2005	Utah Valley State	*	5	1	2	1	1	0	0	0	0	0	0	0	0	0	0	1	1	0	0	.324	
May 14, 2005	Arizona	*	3	1	1	1	0	0	0	1	1	0	0	0	0	0	0	0	3	0	0	.325	
May 15, 2005	Arizona	*	3	0	1	0	0	0	0	1	0	0	0	0	1	0	0	0	7	0	0	.325	
May 16, 2005	Arizona	*	5	0	1	0	0	0	0	0	0	0	0	0	0	0	0	0	2	0	0	.322	
May 20, 2005	at Washington	*	4	1	2	0	0	0	0	1	0	1	0	0	0	0	1	1	2	0	0	.325	
May 21, 2005	at Washington	*	3	0	1	1	0	0	0	1	0	0	0	0	0	0	0	1	2	0	0	.325	
May 22, 2005	at Washington	*	3	0	1	0	0	0	0	1	0	0	0	0	0	0	0	0	4	0	0	.325	
May 27, 2005	Washington State	*	4	2	2	1	1	0	0	1	0	2	0	0	0	0	0	0	2	1	0	.329	
May 28, 2005	Washington State	*	3	3	2	1	0	0	0	2	0	0	0	0	0	0	0	0	1	0	0	.333	
May 29, 2005	Washington State	*	4	0	1	3	0	0	0	0	0	0	1	0	0	0	0	1	1	0	0	.332	
Totals			56	220	44	73	39	12	1	1	36	2	17	6	4	3	3	6	31	86	1	2	.332

## Career Statistics:


Year	Avg	GP-GS	AB	R	H	2B	3B	HR	RBI	TB	SLG%	BB	HBP	SO	GDP	OB%	SF	SH	SB-ATT	PO	A	E	FLD%
2004....	.300	57-57	190	37	57	11	0	5	36	83	.437	38	6	39	7	.428	2	0	12-14	123	0	1	.992
2005....	.332	56-56	220	44	73	12	1	1	39	90	.409	36	4	31	6	.430	3	3	17-23	86	1	2	.978
TOTAL...	.317	113-113	410	81	130	23	1	6	75	173	.422	74	10	70	13	.429	5	3	29-37	209	1	3	.986

## Single-Game Career Highs:

Category	2005 Best	Career Best (last)
At Bats	8 (WIU; 3/13)	Same
Runs	3 (WSU; 5/28)	3 - 3x (WSU; 5/28/05)
Hits	4 (Arizona; 2/15)	Same
RBI	3 - 4x (WSU; 5/29)	5 (NMSU; 5/3/04)
BB	4 (UNC; 3/4)	Same
SB	2 - 3x (WSU; 5/27)	2 - 4x (WSU; 5/27/05)
2B	2 (WIU; 3/12)	2 - 2x (WIU; 3/12/05)
HR	1 (USC; 3/25)	1 - 6x (USC; 3/25/05)
Hit Streak	9 games	9 games

## Hitting Misc.:

Category	2005	Career
Multi-Hit Games	23	38
Multi-RBI Games	10	19
Games with a Hit	44 of 56	82 of 113
Games with a RBI	25 of 56	45 of 113
RISP	.400 (30-for-75)	.350 (50-for-143)
Bases Loaded	.286 (2-for-7)	.182 (4-for-22)
Starts in LF	41	41
Start in CF	12	69
Starts in RF	2	2
Starts in DH	1	1



# #6 • Seth Dhaenens

2B • L/R • 6-1 • 180 • RS-Sophomore - 1V • Chandler, Ariz. (Mountain Pointe)

\*\*2005 All-Pac-10 Candidate\*\*

**SEASON HIGHLIGHTS:** Started the season as a reserve infielder, but has turned into one of ASU's team leaders and regular starters... ranks second on the team hitting .345 (41-for-119) with four doubles, two home runs, 28 RBI and eight stolen bases... ranked amongst the leaguer leaders with a .372 (29-for-78) batting average in Pac-10 play... started the season with only one hit in his first 14 at-bats (.071), but has since turned his season around by going 40-for-105 (.381) over his last 32 games... recorded 13 multi-hit games and hit .463 (19-for-41) with runners in scoring position... had a career day going 3-for-5 with four runs, six RBI and hit his

first career home run against Western Illinois (3/13)... drove in both runs of ASU's 2-1 win over Washington (5/22)... went 2-for-3 with four RBI vs. Washington State (5/28)... had a career-high 13-game hitting streak from 4/1-4/29 in which he hit .511 (23-for-45).

## 2005 Game-by-Game Statistics:

Date	Opponent	GS	AB	R	H	RBI	2B	3B	HR	BB	IBB	SB	CS	HBP	SAC	SF	GDP	K	PO	A	E	Avg
Jan 28, 2005	Long Beach State	1	0	1	0	0	0	0	0	0	0	0	0	0	0	0	0	0	0	1	1	1.000
Jan 30, 2005	Long Beach State	2	0	0	0	0	0	0	0	0	0	0	0	0	0	0	0	1	1	1	0	.333
Feb 04, 2005	New Mexico State	1	0	0	0	0	0	0	0	0	0	0	0	0	0	0	0	0	0	0	0	.250
Feb 06, 2005	Oregon State	1	0	0	0	0	0	0	0	0	0	0	0	0	0	0	0	0	0	0	0	.200
Feb 07, 2005	New Mexico State	1	0	0	0	0	0	0	0	0	0	0	0	0	0	0	0	1	0	0	0	.167
Feb 12, 2005	vs South Alabama	0	0	0	0	0	0	0	0	0	0	0	0	0	0	0	0	0	0	1	1	.167
Feb 15, 2005	at Arizona	1	0	0	0	0	0	0	0	0	0	0	0	0	0	0	0	1	0	0	0	.143
Feb 18, 2005	at Tulane	1	0	0	0	0	0	0	0	0	0	0	0	0	0	0	0	1	0	0	0	.125
Feb 20, 2005	at Tulane	3	0	0	0	0	0	0	0	0	0	0	0	0	0	0	0	0	1	1	1	.091
Feb 23, 2005	at Arizona	2	0	0	0	0	0	0	0	0	0	0	0	0	0	0	0	1	2	1	1	.077
Mar 11, 2005	at LSU	1	0	0	0	0	0	0	0	1	0	0	0	0	0	0	0	0	0	1	0	.071
Mar 12, 2005	vs Western Illinois	*	2	1	1	1	0	0	0	0	0	1	0	0	0	0	0	0	1	3	0	.125
Mar 13, 2005	vs Western Illinois	*	5	4	3	6	0	0	1	1	0	0	0	1	0	0	0	0	2	3	0	.238
Mar 13, 2005	at LSU	2	0	0	0	0	0	0	0	0	0	0	0	0	0	0	0	0	0	0	0	.217
Mar 18, 2005	Oklahoma	*	4	1	1	0	0	0	0	0	0	1	0	0	0	0	0	0	1	3	0	.222
Mar 19, 2005	Oklahoma	2	0	0	0	0	0	0	0	0	0	0	0	0	0	0	0	0	2	2	0	.207
Mar 20, 2005	Oklahoma	0	0	0	0	0	0	0	0	0	0	0	0	0	0	0	0	0	0	0	0	.207
Mar 24, 2005	at USC	*	4	0	1	1	1	0	0	0	0	0	0	0	0	0	0	1	1	3	0	.212
Mar 25, 2005	at USC	*	4	2	3	2	1	0	0	1	0	0	0	0	0	1	0	0	2	4	0	.270
Mar 26, 2005	at USC	*	2	0	0	0	0	0	0	2	0	0	0	0	0	0	0	1	4	2	0	.256
Apr 01, 2005	Wright State	*	3	1	1	2	0	0	1	1	0	0	0	1	0	0	0	0	1	4	0	.262
Apr 02, 2005	Wright State	*	3	1	3	1	0	0	0	1	0	1	0	0	0	0	0	0	5	3	0	.311
Apr 03, 2005	Wright State	*	2	2	2	1	0	0	0	2	0	0	0	0	0	0	0	0	0	2	0	.340
Apr 09, 2005	at California-1	*	3	2	2	0	1	0	0	1	0	0	0	0	1	0	0	1	2	3	0	.360
Apr 09, 2005	at California-2	*	4	0	2	1	0	0	0	0	0	0	0	0	0	0	0	0	2	2	0	.370
Apr 10, 2005	at California	*	4	0	1	1	0	0	0	0	0	0	0	0	0	0	0	2	1	4	0	.362
Apr 15, 2005	Stanford	*	4	1	2	0	0	0	0	0	0	0	0	0	0	0	0	0	2	1	0	.371
Apr 16, 2005	Stanford	*	4	1	1	0	0	0	0	1	0	0	0	0	0	0	1	2	1	5	0	.364
Apr 17, 2005	Stanford	*	4	1	2	2	0	0	0	1	0	0	0	0	0	0	0	0	4	4	0	.371
Apr 22, 2005	UCLA	*	4	0	2	2	0	0	0	0	0	1	0	0	1	0	0	1	1	3	1	.378
Apr 23, 2005	UCLA	*	3	2	2	1	0	0	0	1	0	1	1	1	0	0	0	0	0	4	0	.390
Apr 24, 2005	UCLA	*	4	1	2	0	0	0	0	1	0	2	0	0	0	0	0	2	0	4	1	.395
Apr 29, 2005	at Oregon State	*	3	0	1	0	0	0	0	1	0	0	1	0	0	0	0	1	4	3	0	.393
Apr 30, 2005	at Oregon State	*	3	1	0	0	0	0	0	0	0	1	0	0	1	0	0	1	3	3	0	.379
May 01, 2005	at Oregon State	*	3	0	1	0	0	0	0	1	0	0	0	0	0	0	0	1	1	1	0	.378
May 04, 2005	Utah Valley State	*	4	0	0	0	0	0	0	0	0	0	0	0	0	0	0	3	1	6	1	.362
May 14, 2005	Arizona	*	3	1	2	1	0	0	0	1	0	0	0	0	0	0	0	0	0	1	0	.371
May 15, 2005	Arizona	*	3	1	1	0	0	0	0	0	0	0	0	0	0	0	0	1	1	0	2	.370
May 16, 2005	Arizona	*	4	0	1	0	0	0	0	0	0	0	0	0	0	0	0	0	1	3	0	.365
May 20, 2005	at Washington	*	3	0	0	0	0	0	0	0	0	0	0	1	0	0	0	3	7	2	0	.355
May 22, 2005	at Washington	*	5	0	1	2	0	0	0	0	0	0	0	0	0	0	0	1	2	2	0	.348
May 27, 2005	Washington State	*	4	0	0	0	0	0	0	0	0	0	0	0	0	0	0	2	5	0	0	.336
May 28, 2005	Washington State	3	1	2	4	1	0	0	0	0	0	0	0	0	0	0	0	0	1	2	0	.345
Totals		28	119	24	41	28	4	0	2	17	0	8	2	3	4	1	1	28	59	93	9	.345

## Career Statistics:

Year	Avg	GP-GS	AB	R	H	2B	3B	HR	RBI	TB	SLG%	BB	HBP	SO	GDP	OB%	SF	SH	SB-ATT	PO	A	E	FLD%
2004....	.250	45-27	96	27	24	3	0	0	8	27	.281	24	0	24	5	.400	0	4	3-7	29	52	5	.942
2005....	.345	43-28	119	24	41	4	0	2	28	51	.429	17	3	28	1	.436	1	4	8-10	59	93	9	.944
TOTAL...	.302	88-55	215	51	65	7	0	2	36	78	.363	41	3	52	6	.419	1	8	11-17	88	145	14	.943

## Single-Game Career Highs:

Category	2005 Best	Career Best (last)
At Bats	5 - 2x (WASH; 5/22)	5 - 5x (WASH; 5/22/05)
Runs	4 (WIU; 3/13)	4 - 2x (WIU; 3/13/05)
Hits	3 - 3x (WRST; 4/2)	3 - 4x (WRST; 4/2/05)
RBI	6 (WIU; 3/13)	Same
BB	2 - 2x (WRST; 4/3)	3 - 2x (WASH; 3/28/04)
SB	2 (UCLA; 4/24)	Same
2B	1 - 4x (WSU; 5/28)	1 - 7x (WSU; 5/28/05)
HR	1 - 2x (WRST; 4/1)	Same
Hit Streak	13 games	13 games

## Hitting Misc.:

Category	2005	Career
Multi-Hit Games	13	19
Multi-RBI Games	7	8
Games with a Hit	25 of 41	42 of 75
Games with a RBI	15 of 41	22 of 74
RISP	.463 (19-for-41)	.333 (26-for-78)
Bases Loaded	.667 (4-for-6)	.556 (5-for-9)
Pinch-Hitting	.100 (1-for-10)	.071 (1-for-14)
Starts at 3B	0	27
Starts at 2B	28	28



# #18 • Willy Fox

DH • R/R • 5-11 • 190 • Freshman - HS • Scottsdale, Ariz. (Desert Mountain)

**\*\*2005 Freshman All-America Candidate \*\***

**SEASON HIGHLIGHTS:** Saw action in 37 games and made 17 starts (all at DH) in his first year at Arizona State... hit .318 (28-for-88) with four doubles, one triple, four home runs and 24 RBI... in his 17 starts he combined to hit .381 (24-for-63) with 20 runs scored, four home runs and 21 RBI... hit .323 (10-for-31) in Pac-10 play... hit his first career home run against No. 1 Tulane (2/20)... also hit a three-run home run in the first inning off Baylor All-American Mark McCormick (2/27)... went 3-for-5 with five runs scored and fell a triple short of hitting for the cycle against Western Illinois (3/13).

## 2005 Game-by-Game Statistics:

Date	Opponent	GS	AB	R	H	RBI	2B	3B	HR	BB	IBB	SB	CS	HBP	SAC	SF	GDP	K	PO	A	E	Avg	
Jan 28, 2005	Long Beach State		1	0	1	0	0	0	0	0	0	0	0	0	0	0	0	0	0	0	0	1.000	
Jan 30, 2005	Long Beach State		1	0	0	0	0	0	0	0	0	0	0	0	0	0	0	1	0	0	0	.500	
Feb 06, 2005	Oregon State		1	0	0	0	0	0	0	0	0	0	0	0	0	0	0	0	0	0	0	.333	
Feb 13, 2005	vs Gonzaga		1	0	0	0	0	0	0	0	0	0	0	0	0	0	0	0	0	0	0	.250	
Feb 18, 2005	at Tulane		1	0	0	0	0	0	0	0	0	0	0	0	0	0	0	0	0	0	0	.200	
Feb 20, 2005	at Tulane	*	3	1	1	2	0	0	1	1	0	0	0	0	0	0	0	0	0	0	0	.250	
Feb 23, 2005	at Arizona		0	0	0	0	0	0	0	0	0	0	0	0	0	0	0	0	3	0	0	.250	
Feb 26, 2005	Baylor	*	4	1	2	4	0	0	1	1	0	0	0	0	0	0	0	0	0	0	0	.333	
Feb 27, 2005	Baylor	*	4	1	1	3	0	0	1	0	0	0	0	0	0	0	0	2	0	0	0	.312	
Mar 04, 2005	vs North Carolina	*	4	1	1	0	0	0	0	1	0	2	0	0	0	0	0	2	0	0	0	.300	
Mar 05, 2005	at East Carolina		1	0	0	0	0	0	0	1	0	0	0	0	0	0	0	1	0	0	0	.286	
Mar 06, 2005	vs Ohio State	*	4	0	1	2	0	0	0	0	0	0	0	0	0	0	1	1	0	0	0	.280	
Mar 11, 2005	at LSU	*	1	1	0	0	0	0	0	0	0	0	0	1	0	0	0	1	0	0	0	.269	
Mar 12, 2005	vs Western Illinois	*	5	3	4	0	2	0	0	0	0	0	0	1	0	0	0	0	0	0	0	.355	
Mar 13, 2005	vs Western Illinois	*	5	5	3	3	1	0	1	2	0	1	0	1	0	0	0	0	0	0	0	.389	
Mar 13, 2005	at LSU	*	4	0	1	1	0	0	0	0	0	1	0	0	0	0	0	0	0	0	0	.375	
Mar 18, 2005	Oklahoma	*	4	1	1	1	1	0	0	0	0	0	0	0	0	0	0	2	0	0	0	.364	
Mar 19, 2005	Oklahoma	*	2	1	0	0	0	0	0	0	0	0	0	1	0	0	0	0	0	0	0	.348	
Mar 20, 2005	Oklahoma	*	4	0	0	0	0	0	0	0	0	0	0	0	0	0	0	3	0	0	0	.320	
Mar 25, 2005	at USC		2	1	0	0	0	0	0	0	0	0	0	1	0	0	0	1	0	0	0	.308	
Apr 01, 2005	Wright State		1	0	0	0	0	0	0	0	0	0	0	0	0	0	0	0	0	0	0	.302	
Apr 02, 2005	Wright State		1	0	0	0	0	0	0	0	0	0	0	0	0	0	0	1	0	0	0	.296	
Apr 03, 2005	Wright State		1	0	0	0	0	0	0	0	0	0	0	0	0	0	0	1	0	0	0	.291	
Apr 16, 2005	Stanford		1	0	0	0	0	0	0	0	0	0	0	0	0	0	0	1	0	0	0	.286	
Apr 22, 2005	UCLA		3	1	2	2	0	0	0	0	0	0	0	0	0	0	0	1	0	0	0	.305	
Apr 24, 2005	UCLA		2	0	1	1	0	0	0	0	0	0	0	0	0	0	0	0	0	0	0	.311	
Apr 29, 2005	at Oregon State		1	0	0	0	0	0	0	0	0	0	0	0	0	0	0	1	0	0	0	.306	
Apr 30, 2005	at Oregon State	*	4	0	2	0	0	0	0	0	0	0	0	0	0	0	0	0	0	0	0	.318	
May 01, 2005	at Oregon State		1	0	0	0	0	0	0	0	0	0	0	0	0	0	0	0	0	0	0	.313	
May 04, 2005	Utah Valley State	*	4	1	2	0	0	0	0	0	0	2	0	0	0	0	0	0	0	0	0	.324	
May 14, 2005	Arizona		3	0	0	0	0	0	0	0	0	0	0	0	0	0	0	2	0	0	0	.311	
May 15, 2005	Arizona		1	0	0	0	0	0	0	0	0	0	0	0	0	0	0	0	0	0	0	.307	
May 21, 2005	at Washington		1	0	0	0	0	0	0	0	0	0	0	0	0	0	0	1	0	0	0	.303	
May 22, 2005	at Washington		1	1	0	0	0	0	0	1	0	0	0	0	0	0	0	1	0	0	0	.299	
May 27, 2005	Washington State	*	3	1	1	2	0	1	0	2	1	0	0	0	0	0	0	1	0	0	0	.300	
May 28, 2005	Washington State	*	4	3	1	1	0	0	0	1	0	0	0	0	0	0	0	0	0	0	0	.298	
May 29, 2005	Washington State	*	4	0	3	2	0	0	0	0	0	1	2	0	0	0	0	1	0	0	0	.318	
Totals			17	88	23	28	24	4	1	4	10	1	7	2	5	0	0	1	25	3	0	0	.318

## Career Statistics:


Year	Avg	GP-GS	AB	R	H	2B	3B	HR	RBI	TB	SLG%	BB	HBP	SO	GDP	OB%	SF	SH	SB-ATT	PO	A	E	FLD%
2005....	.318	37-17	88	23	28	4	1	4	24	46	.523	10	5	25	1	.417	0	0	7-9	3	0	0	1.000
<b>TOTAL...</b>	<b>.318</b>	<b>37-17</b>	<b>88</b>	<b>23</b>	<b>28</b>	<b>4</b>	<b>1</b>	<b>4</b>	<b>24</b>	<b>46</b>	<b>.523</b>	<b>10</b>	<b>5</b>	<b>25</b>	<b>1</b>	<b>.417</b>	<b>0</b>	<b>0</b>	<b>7-9</b>	<b>3</b>	<b>0</b>	<b>0</b>	<b>1.000</b>

## Single-Game Career Highs:

Category	2005 Best	Career Best (last)
At Bats .....		5 - 2x (WIU; 3/13)
Runs .....		5 (WIU; 3/13)
Hits .....		4 (WIU; 3/12)
RBI .....		4 (Baylor; 2/26)
BB .....		2 - 2x (WSU; 5/27)
SB .....		2 - 2x (UVSC; 5/4)
2B .....		2 (WIU; 3/12)
HR .....		1 - 4x (WIU; 3/13)
Hit Streak .....		4 games

## Hitting Misc.:

Category	2005
Multi-Hit Games .....	7
Multi-RBI Games .....	8
Games with a Hit .....	17 of 36
Games with a RBI .....	12 of 36
RISP .....	.333 (11-for-33)
Bases Loaded .....	.200 (1-for-5)
Pinch-Hitting .....	.167 (3-for-18)
Starts at DH .....	17



# #39 • Tuffy Gosewisch

C • R/R • 6-0 • 185 • Senior - 3V • Scottsdale, Ariz. (Horizon)

**\*\*2005 Johnny Bench Catcher of the Year Semi-Finalist • All-Pac-10 Candidate\*\***

**SEASON HIGHLIGHTS:** Senior catcher who has started all 56 games behind the plate this season... named one of 10 semifinalists for the prestigious Johnny Bench Catcher of the Year Award... has allowed only one passed ball and committed two errors in 445 chances this season (.996 FLD%)... has thrown out 25 of 62 (40%) of attempted base stealers this season... hitting .313 (65-for-208) with 11 doubles, two triples, six home runs and 57 RBI... has recorded at least one hit in 40 of 56 games this season and is hitting .354 (29-for-82) with runners in scoring position... leads the team with 17 multi-RBI games... went 2-for-4 with four RBI and a home run at East Carolina (3/5)... went 5-for-6 with four runs and four RBI at USC (3/25)... named second-team All-District 8 Academic.

## 2005 Game-by-Game Statistics:

Date	Opponent	GS	AB	R	H	RBI	2B	3B	HR	BB	IBB	SB	CS	HBP	SAC	SF	GDP	K	PO	A	E	Avg	
Jan 28, 2005	Long Beach State	*	5	1	1	0	0	0	0	0	0	0	0	0	0	0	0	2	10	1	0	.200	
Jan 29, 2005	Long Beach State	*	4	0	0	1	0	0	0	1	0	0	0	0	0	0	0	1	9	1	0	.111	
Jan 30, 2005	Long Beach State	*	4	0	2	0	1	0	0	0	0	0	0	0	0	0	0	1	12	1	0	.231	
Feb 04, 2005	New Mexico State	*	5	1	2	2	1	0	0	0	0	0	0	0	0	0	0	0	14	2	0	.278	
Feb 05, 2005	Gonzaga	*	4	0	2	2	0	0	0	0	0	0	0	0	0	1	0	0	4	1	0	.318	
Feb 06, 2005	Oregon State	*	4	1	1	2	0	0	1	0	0	0	0	0	0	0	0	2	10	1	0	.308	
Feb 07, 2005	New Mexico State	*	5	2	3	2	3	0	0	0	0	0	0	0	0	0	0	0	5	2	0	.355	
Feb 12, 2005	vs South Alabama	*	3	1	1	1	0	0	0	0	0	0	1	1	0	0	0	0	7	1	0	.353	
Feb 12, 2005	vs Oklahoma	*	4	0	1	0	0	0	0	0	0	0	0	0	0	0	0	0	9	2	0	.342	
Feb 13, 2005	vs Gonzaga	*	4	0	1	0	0	0	0	0	0	0	0	0	0	0	0	0	7	0	0	.333	
Feb 15, 2005	at Arizona	*	5	0	1	0	0	0	0	1	0	0	0	1	0	0	0	0	14	1	0	.319	
Feb 18, 2005	at Tulane	*	3	0	1	0	0	0	0	0	0	0	0	0	0	0	0	1	7	0	0	.320	
Feb 19, 2005	at Tulane	*	4	0	3	2	0	0	0	0	0	1	0	0	0	0	0	0	4	3	0	.352	
Feb 20, 2005	at Tulane	*	4	0	0	0	0	0	0	0	0	0	0	0	0	0	0	1	3	0	0	.328	
Feb 23, 2005	at Arizona	*	4	1	2	1	0	1	0	0	0	0	0	0	0	0	0	1	4	2	0	.339	
Feb 25, 2005	Baylor	*	2	0	1	1	0	0	0	0	0	0	0	1	0	1	0	0	7	2	0	.344	
Feb 26, 2005	Baylor	*	2	1	2	2	0	0	0	2	1	0	1	0	0	1	0	0	5	0	0	.364	
Feb 27, 2005	Baylor	*	5	1	1	1	0	0	0	0	0	0	0	0	0	0	0	1	8	1	0	.352	
Mar 04, 2005	vs North Carolina	*	5	0	0	0	0	0	0	0	0	0	0	1	0	0	0	2	13	2	0	.329	
Mar 05, 2005	at East Carolina	*	4	2	2	4	0	0	1	0	0	0	0	0	0	0	0	1	4	1	0	.338	
Mar 06, 2005	vs Ohio State	*	2	1	2	0	0	0	0	2	0	1	0	0	0	0	0	0	7	3	0	.354	
Mar 11, 2005	at LSU	*	3	2	0	0	0	0	0	0	0	0	0	1	0	0	0	0	4	0	0	.341	
Mar 12, 2005	vs Western Illinois	*	3	1	0	0	0	0	0	1	0	0	0	0	0	0	0	0	4	1	0	.330	
Mar 13, 2005	vs Western Illinois	*	5	2	3	2	0	0	1	1	0	1	0	0	0	0	0	1	3	1	0	.344	
Mar 13, 2005	at LSU	*	4	1	1	2	0	0	1	0	0	0	0	0	0	0	0	0	8	2	0	.340	
Mar 18, 2005	Oklahoma	*	3	0	0	1	0	0	0	0	0	0	0	0	0	1	0	1	12	1	0	.330	
Mar 19, 2005	Oklahoma	*	2	0	0	0	0	0	0	1	0	0	0	1	0	0	0	0	7	0	0	.324	
Mar 20, 2005	Oklahoma	*	3	1	1	1	0	0	1	0	0	0	0	1	0	0	0	1	8	2	0	.324	
Mar 24, 2005	at USC	*	5	1	2	2	0	0	0	0	0	0	0	0	0	0	0	1	7	0	0	.327	
Mar 25, 2005	at USC	*	6	4	5	4	1	1	0	0	0	0	0	0	0	0	0	0	4	0	0	.353	
Mar 26, 2005	at USC	*	5	0	1	0	0	0	0	0	0	0	0	0	0	0	0	0	2	0	0	.347	
Apr 01, 2005	Wright State	*	3	1	1	1	0	0	0	1	0	0	0	0	0	0	0	0	5	0	0	.347	
Apr 02, 2005	Wright State	*	5	1	3	4	1	0	0	0	0	0	0	0	0	0	0	0	9	1	0	.357	
Apr 03, 2005	Wright State	*	4	0	0	1	0	0	0	1	0	0	0	0	0	0	0	0	9	1	0	.346	
Apr 09, 2005	at California-1	*	4	1	2	3	1	0	0	2	0	0	0	0	0	0	0	0	7	0	0	.350	
Apr 09, 2005	at California-2	*	3	1	0	0	0	0	0	1	0	0	0	0	0	0	0	1	4	1	1	.343	
Apr 10, 2005	at California	*	4	0	0	0	0	0	0	0	0	0	0	0	0	0	0	0	7	0	0	.333	
Apr 15, 2005	Stanford	*	4	1	2	1	2	0	0	0	0	0	0	0	0	0	0	0	7	0	0	.338	
Apr 16, 2005	Stanford	*	2	0	1	0	0	0	0	2	0	0	1	1	0	0	0	1	9	1	1	.340	
Apr 17, 2005	Stanford	*	5	1	1	1	0	0	0	0	0	0	0	0	0	0	0	1	5	2	0	.335	
Apr 22, 2005	UCLA	*	3	2	1	2	0	0	1	1	0	0	0	1	0	0	0	1	9	0	0	.335	
Apr 23, 2005	UCLA	*	5	2	2	1	0	0	0	0	0	0	0	0	0	1	0	1	11	0	0	.337	
Apr 24, 2005	UCLA	*	4	1	1	1	0	0	0	1	0	0	0	0	0	0	0	1	10	0	0	.335	
Apr 29, 2005	at Oregon State	*	4	1	1	1	0	0	0	0	0	0	0	0	0	0	0	0	5	0	0	.333	
Apr 30, 2005	at Oregon State	*	4	0	2	0	0	0	0	0	0	1	0	1	0	0	0	1	5	1	0	.337	
May 01, 2005	at Oregon State	*	4	0	0	0	0	0	0	0	0	0	0	0	0	0	1	0	6	0	0	.330	
May 04, 2005	Utah Valley State	*	4	0	1	0	0	0	0	1	0	0	0	0	0	0	1	1	8	1	0	.328	
May 14, 2005	Arizona	*	3	1	1	2	0	0	0	1	0	0	0	0	1	0	0	2	6	0	0	.328	
May 15, 2005	Arizona	*	5	1	1	1	0	0	0	0	0	0	0	0	0	0	0	2	4	1	0	.325	
May 16, 2005	Arizona	*	2	1	0	0	0	0	0	0	0	0	0	2	0	0	0	0	10	0	0	.321	
May 20, 2005	at Washington	*	3	0	0	0	0	0	0	1	0	0	0	1	0	0	0	2	8	1	0	.316	
May 21, 2005	at Washington	*	3	0	0	0	0	0	0	1	0	1	0	0	0	0	0	1	5	3	0	.312	
May 22, 2005	at Washington	*	1	0	0	0	0	0	0	2	0	0	0	0	1	0	0	0	7	1	0	.310	
May 27, 2005	Washington State	*	4	1	2	2	0	0	0	0	0	0	0	0	0	0	0	0	6	1	0	.314	
May 28, 2005	Washington State	*	3	0	1	3	1	0	0	1	0	0	0	0	0	0	0	0	7	1	0	.314	
May 29, 2005	Washington State	*	1	0	0	0	0	0	0	0	0	0	0	0	0	0	0	0	1	1	0	.313	
Totals			56	208	40	65	57	11	2	6	25	1	5	3	13	2	5	2	32	392	51	2	.313

## Career Statistics:

Year	Avg	GP-GS	AB	R	H	2B	3B	HR	RBI	TB	SLG%	BB	HBP	SO	GDP	OB%	SF	SH	SB-ATT	PO	A	E	FLD%
2002....	.128	30-12	39	6	5	0	0	0	2	5	.128	4	0	12	4	.209	0	0	0-0	117	11	1	.992
2003....	.340	59-45	144	41	49	9	0	2	41	64	.444	22	9	19	3	.442	6	4	2-2	346	31	0	1.000
2004....	.342	59-58	199	36	68	14	1	2	49	90	.452	31	6	37	2	.439	3	8	0-2	413	42	7	.985
2005....	.313	56-56	208	40	65	11	2	6	57	98	.471	25	13	32	2	.410	5	2	5-8	392	51	2	.996
TOTAL...	.317	204-171	590	123	187	34	3	10	149	257	.436	82	28	100	11	.416	14	14	7-12	1268	135	10	.993

## Single-Game Career Highs:

Category	2005 Best	Career Best (last)
At Bats	6 (USC; 3/25)	Same
Runs	4 (USC; 3/25)	Same
Hits	5 (USC; 3/25)	Same
RBI	4 - 2x (USC; 3/25)	4 - 3x (USC; 3/25/05)
BB	2 - 4x (WASH; 5/22)	2 - 13x (WASH; 5/22/05)
SB	1 - 5x (WASH; 5/21)	1 - 7x (WASH; 5/21/05)
2B	3 (NMSU; 2/7)	Same
HR	1 - 6x (UCLA; 4/22)	1 - 10x (UCLA; 4/22/05)
Hit Streak	11 games	11 games

## Hitting Misc.:

Category	2005	Career
Multi-Hit Games	18	54
Multi-RBI Games	17	42
Games with a Hit	40 of 56	121 of 185
Games with a RBI	32 of 56	92 of 185
RISP	.354 (29-for-82)	.345 (77-for-223)
Bases Loaded	.200 (2-for-10)	.486 (17-for-35)
Starts at Catcher	56	171





# #5 • Joey Hooft

INF • R/R • 5-10 • 175 • Senior - TR • Reno, Nev. (Galena/Univ. of Miami)

**SEASON HIGHLIGHTS:** Senior transfer from Miami (Fla.) who has played in the College World Series in 2003 and 2004... saw action in 44 games and made 40 starts... was ASU's everyday third baseman for a majority of the season... hitting .294 (45-for-153) with seven doubles, one triple, one home run, 26 RBI and 10 stolen bases... was sidelined for nearly a month in late February and early March with a pulled hamstring suffered against Arizona (2/23)... recorded 12 multi-hit games and eight multi-RBI contests... went 2-for-3 with three RBI against Oklahoma (3/20)... hit what proved to be the game-winning home run against California (4/9).

## 2005 Game-by-Game Statistics:

Date	Opponent	GS	AB	R	H	RBI	2B	3B	HR	BB	IBB	SB	CS	HBP	SAC	SF	GDP	K	PO	A	E	Avg	
Jan 28, 2005	Long Beach State	*	3	0	2	0	0	0	0	0	0	0	1	0	0	0	0	0	0	0	0	.667	
Jan 29, 2005	Long Beach State	*	4	2	3	1	1	0	0	0	0	1	0	0	0	0	0	0	1	2	0	.714	
Jan 30, 2005	Long Beach State	*	3	0	1	0	0	0	0	1	0	0	0	0	0	0	0	0	1	4	0	.600	
Feb 04, 2005	New Mexico State	*	4	3	2	0	0	0	0	1	0	1	0	0	0	0	0	1	1	3	0	.571	
Feb 05, 2005	Gonzaga	*	4	0	0	0	0	0	0	1	0	0	0	0	0	0	0	0	2	5	0	.444	
Feb 06, 2005	Oregon State	*	4	0	0	0	0	0	0	0	0	0	0	0	0	0	0	2	0	4	2	.364	
Feb 07, 2005	New Mexico State	*	5	0	2	2	2	0	0	0	0	0	0	0	0	0	1	1	3	1	0	.370	
Feb 12, 2005	vs South Alabama	*	4	1	2	1	0	0	0	0	0	1	1	0	0	0	0	0	1	4	0	.387	
Feb 12, 2005	vs Oklahoma	*	3	2	1	0	0	0	0	1	0	0	0	0	0	0	0	1	0	2	0	.382	
Feb 13, 2005	vs Gonzaga	*	4	0	1	0	0	0	0	0	0	0	0	0	0	0	0	1	0	3	0	.368	
Feb 15, 2005	at Arizona	*	5	1	2	2	1	0	0	0	0	2	0	1	0	0	0	1	0	1	2	.372	
Feb 18, 2005	at Tulane	*	3	0	0	0	0	0	0	1	0	0	0	0	0	0	0	1	0	1	0	.348	
Feb 19, 2005	at Tulane	*	4	0	1	0	0	0	0	0	0	0	0	0	0	0	0	0	1	3	0	.340	
Feb 20, 2005	at Tulane	*	4	0	1	0	0	0	0	0	0	1	1	0	0	0	0	0	0	1	0	.333	
Feb 23, 2005	at Arizona	*	1	0	0	0	0	0	0	0	0	0	0	0	0	0	0	0	0	0	0	.327	
Mar 19, 2005	Oklahoma	*	2	0	1	1	0	0	0	0	0	0	0	0	0	0	0	0	1	0	1	.333	
Mar 20, 2005	Oklahoma	*	3	0	2	3	1	0	0	1	0	0	0	0	0	0	0	0	1	2	0	.350	
Mar 24, 2005	at USC	*	4	0	0	0	0	0	0	1	0	0	0	0	0	0	0	1	0	0	0	.328	
Mar 25, 2005	at USC	*	3	1	1	1	0	0	0	0	0	0	0	0	0	0	0	0	0	0	0	.328	
Mar 26, 2005	at USC	*	4	0	0	0	0	0	0	0	0	0	0	0	0	0	0	0	0	0	0	.310	
Apr 01, 2005	Wright State	*	3	1	2	2	0	1	0	0	0	0	0	0	0	0	0	0	0	0	0	.324	
Apr 02, 2005	Wright State	*	4	0	2	2	0	0	0	0	0	0	1	0	0	0	0	0	0	0	0	.333	
Apr 03, 2005	Wright State	*	4	1	1	0	0	0	0	0	0	0	0	0	0	0	0	0	0	0	0	.329	
Apr 09, 2005	at California-1	*	4	2	1	1	0	0	1	0	0	0	0	1	0	0	0	0	2	3	0	.326	
Apr 09, 2005	at California-2	*	4	0	0	0	0	0	0	0	0	0	0	0	0	0	0	2	2	3	0	.311	
Apr 10, 2005	at California	*	4	0	1	0	0	0	0	0	0	0	0	0	0	0	0	0	1	1	0	.309	
Apr 15, 2005	Stanford	*	4	1	2	1	0	0	0	0	0	0	1	0	0	0	0	0	2	0	0	.316	
Apr 16, 2005	Stanford	*	4	0	1	0	0	0	0	1	0	0	0	0	0	0	0	0	1	2	0	.314	
Apr 17, 2005	Stanford	*	4	1	1	1	0	0	0	1	0	1	0	0	0	0	0	1	1	1	0	.311	
Apr 22, 2005	UCLA	*	5	2	2	2	0	0	0	0	0	0	0	0	0	0	0	1	0	2	1	.315	
Apr 23, 2005	UCLA	*	2	2	1	2	1	0	0	0	0	0	0	1	0	1	0	0	0	4	0	.319	
Apr 24, 2005	UCLA	*	4	0	1	1	0	0	0	0	0	0	0	0	0	1	1	0	0	0	0	.316	
Apr 29, 2005	at Oregon State	*	4	0	1	0	0	0	0	0	0	0	0	0	0	0	0	0	0	3	0	.314	
Apr 30, 2005	at Oregon State	*	4	0	0	0	0	0	0	0	0	0	0	0	0	0	0	1	1	5	0	.304	
May 01, 2005	at Oregon State	*	4	0	0	0	0	0	0	0	0	0	0	0	0	0	0	1	0	2	0	.295	
May 04, 2005	Utah Valley State	*	4	0	1	1	1	0	0	1	0	1	0	0	0	0	0	1	1	0	0	.293	
May 14, 2005	Arizona	*	4	2	1	0	0	0	0	1	0	0	0	0	0	0	0	1	1	1	0	.292	
May 15, 2005	Arizona	*	4	1	1	0	0	0	0	1	0	1	0	0	0	0	0	1	2	2	0	.291	
May 16, 2005	Arizona	*	4	0	1	0	0	0	0	0	0	0	0	0	0	0	0	2	0	0	1	.290	
May 21, 2005	at Washington		1	0	0	0	0	0	0	0	0	0	0	0	0	0	0	0	0	0	0	.288	
May 22, 2005	at Washington		0	0	0	0	0	0	0	0	0	0	0	1	0	0	0	0	0	0	0	.288	
May 27, 2005	Washington State		2	1	1	2	0	0	0	0	0	0	0	0	0	0	0	0	0	0	0	.291	
May 28, 2005	Washington State		1	0	0	0	0	0	0	0	0	0	0	0	0	0	0	0	2	1	0	.289	
May 29, 2005	Washington State	*	4	1	2	0	0	0	0	0	0	1	1	0	0	0	1	0	1	2	0	.294	
Totals			40	153	25	45	26	7	1	1	12	0	10	6	4	0	2	3	20	29	68	7	.294

## Career Statistics:


Year	Avg	GP-GS	AB	R	H	2B	3B	HR	RBI	TB	SLG%	BB	HBP	SO	GDP	OB%	SF	SH	SB-ATT	PO	A	E	FLD%
2005....	.294	44-40	153	25	45	7	1	1	26	57	.373	12	4	20	3	.357	2	0	10-16	29	68	7	.933
TOTAL...	.294	44-40	153	25	45	7	1	1	26	57	.373	12	4	20	3	.357	2	0	10-16	29	68	7	.933

## Single-Game Career Highs:

Category	2005 Best	Career Best (last)
At Bats .....	5 - 2x (Arizona; 2/15)	6 - 3x (Pace; 5/4/03)
Runs .....	3 (NMSU; 2/4)	4 (Pace; 5/3/03)
Hits .....	3 (LBSU; 1/29)	5 (Florida; 2/15/04)
RBI .....	3 (Oklahoma; 3/20)	7 (Pace; 5/2/03)
BB .....	1 - 12x (ARIZ; 5/15)	3 (Rutgers; 3/13/04)
SB .....	2 (Arizona; 2/15)	3 (Jacksonville; 5/9/04)
2B .....	2 (NMSU; 2/7)	Same
HR .....	1 (Cal; 4/9)	2 (Pace 5/2/03)
Hit Streak .....	5 games	N/A

## Hitting Misc.:

Category	2005
Multi-Hit Games .....	12
Multi-RBI Games .....	8
Games with a Hit .....	31 of 43
Games with a RBI .....	17 of 43
RISP .....	291 (16-for-55)
Bases Loaded .....	.500 (2-for-4)
Pinch-Hitting .....	.500 (1-for-2)
Starts at 2B .....	4
Starts in 3B .....	29
Starts in LF .....	1
Starts at DH .....	6



# #14 • Rocky Laguna

OF • L/R • 6-0 • 170 • RS-Freshman - RS • Yuma, Ariz. (Kofa)

**SEASON HIGHLIGHTS:** Redshirt freshman who saw action in 47 games and made 28 starts... was a sparkplug at the top of the lineup leading ASU to victory in 14 of 17 games in which he batted leadoff... hit .301 (34-for-113) with 10 doubles, two triples, one home run and 26 RBI... hit .361 (22-for-61) in non-conference games, but only .231 (12-for-52) in Pac-10 play... recorded 10 stolen bases, including tying ASU single-game record with four against New Mexico State (2/7)... hit first career home run against Wright State (4/3), going 3-for-4 with four RBI in that game.

## 2005 Game-by-Game Statistics:

Date	Opponent	GS	AB	R	H	RBI	2B	3B	HR	BB	IBB	SB	CS	HBP	SAC	SF	GDP	K	PO	A	E	Avg	
Jan 28, 2005	Long Beach State		1	0	0	0	0	0	0	1	0	0	0	0	0	0	0	1	0	0	0	.000	
Jan 30, 2005	Long Beach State		1	0	0	0	0	0	0	0	0	0	0	0	0	0	0	1	0	0	0	.000	
Feb 04, 2005	New Mexico State		1	0	1	2	1	0	0	0	0	0	0	0	0	0	0	0	0	0	0	.333	
Feb 05, 2005	Gonzaga		0	0	0	0	0	0	0	0	0	0	0	0	0	0	0	0	0	0	0	.333	
Feb 06, 2005	Oregon State		1	0	0	1	0	0	0	0	0	0	0	0	0	0	0	0	0	0	0	.250	
Feb 07, 2005	New Mexico State	*	5	1	3	1	0	0	0	0	0	4	0	0	0	0	0	1	0	0	0	.444	
Feb 12, 2005	vs South Alabama	*	2	0	0	0	0	0	0	1	0	1	0	1	0	0	0	0	0	0	0	.364	
Feb 12, 2005	vs Oklahoma	*	2	0	0	0	0	0	0	0	0	0	0	0	0	0	0	0	0	0	0	.308	
Feb 15, 2005	at Arizona		1	0	0	0	0	0	0	0	0	0	0	0	0	0	0	1	0	0	0	.286	
Feb 18, 2005	at Tulane		1	0	0	0	0	0	0	0	0	0	0	0	0	0	0	0	0	0	0	.267	
Feb 19, 2005	at Tulane		2	0	1	0	1	0	0	0	0	0	0	0	0	0	0	1	1	0	0	.294	
Feb 20, 2005	at Tulane	*	3	1	1	1	1	0	0	0	0	0	0	1	0	0	0	1	5	1	0	.300	
Feb 23, 2005	at Arizona	*	2	0	0	2	0	0	0	2	0	0	0	0	0	0	0	0	1	1	0	.273	
Feb 25, 2005	Baylor	*	3	1	0	0	0	0	0	1	0	0	0	0	0	0	1	1	0	0	0	.240	
Feb 27, 2005	Baylor		1	0	1	2	0	1	0	0	0	0	0	0	0	0	0	0	0	0	0	.269	
Mar 04, 2005	vs North Carolina		0	0	0	0	0	0	0	0	0	0	0	0	0	0	0	0	0	0	0	.269	
Mar 11, 2005	at LSU	*	4	0	2	2	0	0	0	0	0	0	0	0	0	0	0	0	1	0	0	.300	
Mar 12, 2005	vs Western Illinois	*	4	3	3	0	1	1	0	1	0	0	0	0	0	0	0	0	2	0	0	.353	
Mar 13, 2005	vs Western Illinois	*	4	1	3	1	0	0	0	0	0	0	0	0	0	0	0	1	1	0	0	.395	
Mar 13, 2005	at LSU		2	0	0	0	0	0	0	0	0	0	0	0	0	0	0	0	0	0	0	.375	
Mar 18, 2005	Oklahoma	*	4	0	0	0	0	0	0	1	0	0	0	0	0	0	0	1	1	1	0	.341	
Mar 19, 2005	Oklahoma	*	3	0	0	1	0	0	0	0	0	0	0	0	0	1	0	2	0	0	0	.319	
Mar 20, 2005	Oklahoma	*	4	0	0	0	0	0	0	0	0	0	0	0	0	0	0	1	1	0	0	.294	
Mar 24, 2005	at USC	*	4	1	1	1	1	0	0	0	0	0	0	1	0	0	0	1	4	0	0	.291	
Mar 25, 2005	at USC	*	3	1	1	0	1	0	0	2	0	0	0	1	0	0	0	1	3	0	2	.293	
Mar 26, 2005	at USC	*	5	0	2	0	0	0	0	0	0	0	0	0	0	0	0	1	5	0	0	.302	
Apr 01, 2005	Wright State	*	4	1	2	2	0	0	0	0	0	3	0	0	0	0	0	1	2	0	0	.313	
Apr 02, 2005	Wright State	*	2	3	2	1	1	0	0	2	0	1	0	1	0	0	0	0	0	0	0	.333	
Apr 03, 2005	Wright State	*	4	2	3	4	0	0	1	1	0	0	0	0	0	0	0	0	2	0	0	.356	
Apr 09, 2005	at California-1	*	6	1	2	1	0	0	0	0	0	0	0	0	0	0	0	2	0	0	0	.354	
Apr 09, 2005	at California-2	*	5	0	2	1	1	0	0	0	0	0	0	0	0	0	0	2	0	0	0	.357	
Apr 10, 2005	at California	*	3	1	1	1	1	0	0	1	0	0	1	0	0	0	0	1	0	0	0	.356	
Apr 15, 2005	Stanford	*	4	1	0	0	0	0	0	0	0	0	0	1	0	0	0	1	0	0	0	.341	
Apr 16, 2005	Stanford	*	4	2	2	0	1	0	0	1	0	0	0	0	0	0	0	2	0	0	0	.347	
Apr 17, 2005	Stanford	*	4	1	0	0	0	0	0	1	0	0	0	0	0	0	0	2	2	1	0	.333	
Apr 22, 2005	UCLA	*	3	0	0	0	0	0	0	0	0	0	0	0	0	0	1	1	0	0	0	.324	
Apr 29, 2005	at Oregon State		0	0	0	0	0	0	0	1	0	0	0	0	0	0	0	0	0	0	0	.324	
May 01, 2005	at Oregon State		1	0	0	0	0	0	0	0	0	0	0	0	0	0	0	0	0	0	0	.320	
May 04, 2005	Utah Valley State		0	1	0	0	0	0	0	1	0	0	0	0	0	0	0	0	0	0	0	.320	
May 14, 2005	Arizona	*	4	0	0	1	0	0	0	0	0	1	0	0	0	0	0	1	2	0	0	.308	
May 15, 2005	Arizona	*	2	1	1	0	0	0	0	1	0	0	0	0	0	0	0	0	3	0	0	.312	
May 16, 2005	Arizona		0	0	0	0	0	0	0	0	0	0	0	0	0	0	0	0	0	0	0	.312	
May 20, 2005	at Washington		0	0	0	1	0	0	0	1	0	0	0	0	0	0	0	0	0	0	0	.312	
May 21, 2005	at Washington	*	2	0	0	0	0	0	0	0	0	0	0	0	1	0	0	1	0	0	0	.306	
May 22, 2005	at Washington		1	0	0	0	0	0	0	0	0	0	0	0	0	0	0	0	0	0	0	.304	
May 28, 2005	Washington State		1	0	0	0	0	0	0	0	0	0	0	0	0	0	0	1	0	0	0	.301	
May 29, 2005	Washington State		0	0	0	0	0	0	0	0	0	0	0	0	0	0	0	0	0	0	0	.301	
Totals			28	113	23	34	26	10	2	1	19	0	10	1	6	1	1	2	30	36	4	2	.301

## Career Statistics:

Year	Avg	GP-GS	AB	R	H	2B	3B	HR	RBI	TB	SLG%	BB	HBP	SO	GDP	OB%	SF	SH	SB-ATT	PO	A	E	FLD%
2005....	.301	47-28	113	23	34	10	2	1	26	51	.451	19	6	30	2	.424	1	1	10-11	36	4	2	.952
TOTAL...	.301	47-28	113	23	34	10	2	1	26	51	.451	19	6	30	2	.424	1	1	10-11	36	4	2	.952

## Single-Game Career Highs:

Category	2005
At Bats .....	5 - 2x (USC; 3/26)
Runs .....	3 - 2x (WRST; 4/2)
Hits .....	3 - 4x (WRST; 4/3)
RBI .....	4 (WRST; 4/3)
BB .....	2 - 3x (WRST; 4/2)
SB .....	4 (NMSU; 2/7)
2B .....	1 - 10x (STAN; 4/16)
HR .....	1 (WRST; 4/3)
Hit Streak .....	9 games

## Hitting Misc.:

Category	2005
Multi-Hit Games .....	11
Multi-RBI Games .....	6
Games with a Hit .....	19 of 40
Games with a RBI .....	18 of 41
RISP .....	.395 (15-for-38)
Bases Loaded .....	.000 (0-for-5)
Starts in LF .....	3
Starts in RF .....	14
Starts at DH .....	11



# #3 • Jeff Landry

UTL • R/R • 5-8 • 160 • RS-Freshman - RS • Walnut Creek, Calif. (Clayton Valley)

**SEASON HIGHLIGHTS:** Saw action in 16 games in 2005 and made four starts... hit .143 (2-for-14) with one stolen base... went 1-for-2 with a leadoff single against nationally ranked LSU (3/13)... went 1-for-4 vs. North Carolina in his first career start.

## 2005 Game-by-Game Statistics:

Date	Opponent	GS	AB	R	H	RBI	2B	3B	HR	BB	IBB	SB	CS	HBP	SAC	SF	GDP	K	PO	A	E	Avg
Jan 28, 2005	Long Beach State		1	0	0	0	0	0	0	0	0	0	0	0	0	0	0	1	0	0	0	.000
Feb 04, 2005	New Mexico State		0	0	0	0	0	0	0	0	0	0	0	0	0	0	0	0	0	0	0	.000
Feb 26, 2005	Baylor		1	0	0	0	0	0	0	0	0	0	0	0	0	0	0	0	0	0	0	.000
Mar 04, 2005	vs North Carolina	*	4	0	1	0	0	0	0	0	0	1	0	0	0	0	0	1	2	2	0	.167
Mar 05, 2005	at East Carolina		2	0	0	0	0	0	0	0	0	0	0	0	0	0	0	1	0	2	0	.125
Mar 06, 2005	vs Ohio State	*	2	0	0	0	0	0	0	2	0	0	0	0	0	0	0	1	0	4	0	.100
Mar 11, 2005	at LSU		0	0	0	0	0	0	0	0	0	0	0	0	0	0	0	0	0	0	0	.100
Mar 12, 2005	vs Western Illinois		0	0	0	0	0	0	0	0	0	0	0	0	0	0	0	0	0	1	0	.100
Mar 13, 2005	vs Western Illinois		2	0	0	0	0	0	0	0	0	0	0	0	0	0	0	1	0	0	0	.083
Mar 13, 2005	at LSU	*	2	1	1	0	0	0	0	0	0	0	0	0	0	0	0	0	2	0	3	.143
Mar 19, 2005	Oklahoma		0	0	0	0	0	0	0	0	0	0	0	0	0	0	0	0	0	0	0	.143
Mar 25, 2005	at USC		0	0	0	0	0	0	0	0	0	0	0	0	0	0	0	0	0	0	0	.143
Apr 01, 2005	Wright State		0	1	0	0	0	0	0	1	0	0	0	0	0	0	0	0	0	0	0	.143
Apr 02, 2005	Wright State		0	0	0	0	0	0	0	0	0	0	0	0	0	0	0	0	0	1	0	.143
Apr 03, 2005	Wright State		0	0	0	0	0	0	0	0	0	0	0	0	0	0	0	0	0	2	0	.143
Apr 17, 2005	Stanford	*	0	0	0	0	0	0	0	0	0	0	0	0	0	0	0	0	0	0	0	.143
<b>Totals</b>			<b>4</b>	<b>14</b>	<b>2</b>	<b>2</b>	<b>0</b>	<b>0</b>	<b>0</b>	<b>3</b>	<b>0</b>	<b>1</b>	<b>0</b>	<b>0</b>	<b>0</b>	<b>0</b>	<b>0</b>	<b>5</b>	<b>4</b>	<b>12</b>	<b>3</b>	<b>.143</b>

## Career Statistics:


Year	Avg	GP-GS	AB	R	H	2B	3B	HR	RBI	TB	SLG%	BB	HBP	SO	GDP	OB%	SF	SH	SB-ATT	PO	A	E	FLD%
2005....	.143	16-4	14	2	2	0	0	0	0	2	.143	3	0	5	0	.294	0	0	1-1	4	12	3	.842
<b>TOTAL...</b>	<b>.143</b>	<b>16-4</b>	<b>14</b>	<b>2</b>	<b>2</b>	<b>0</b>	<b>0</b>	<b>0</b>	<b>0</b>	<b>2</b>	<b>.143</b>	<b>3</b>	<b>0</b>	<b>5</b>	<b>0</b>	<b>.294</b>	<b>0</b>	<b>0</b>	<b>1-1</b>	<b>4</b>	<b>12</b>	<b>3</b>	<b>.842</b>

## Single-Game Career Highs:

Category	2005
At Bats .....	4 (UNC; 3/4)
Runs .....	1 - 2x (WRST; 4/1)
Hits .....	1 - 2x (LSU; 3/13)
RBI .....	None
BB .....	2 (Ohio State; 3/6)
SB .....	1 (UNC; 3/4)
2B .....	None
HR .....	None
Hit Streak .....	1

## Hitting Misc.:

Category	2005
Multi-Hit Games .....	0
Multi-RBI Games .....	0
Games with a Hit .....	2 of 16
Games with a RBI .....	0 of 16
RISP .....	.000 (0-for-5)
Bases Loaded .....	.000 (0-for-1)
Starts at 3B .....	3
Starts at DH .....	1



# #11 • Jeff Larish

1B/OF • L/R • 6-2 • 200 • Senior - 3V • Tempe, Ariz. (McClintock HS)

\*\*2005 All-America Candidate • All-Pac-10 Candidate • Golden Spikes Award Watch List\*\*

**SEASON HIGHLIGHTS:** Senior power hitter who has started all 56 games this season... has made starts at five different positions this year, including 1B (41), LF (8), RF (3), 3B (3) and DH (1)... hitting .308 (65-for-211) while leading the Pac-10 with 17 home runs... has recorded 33 extra base hits with 15 doubles and one triple to go along with his 17 homers for a .630 slugging percentage... has recorded three multi-home runs games this season... 12 of his 17 homers have come away from Packard Stadium... has recorded 20 multi-hit games and 15 games with two or more RBI... leads the Pac-10 with 49 walks, including 11 intentional walks... has drawn

two or more walks in 12 games... hitting .324 (22-for-68) with runners in scoring position... hit a walk-off solo home run in the bottom of the ninth inning against Oklahoma (3/18)... went 2-for-6 with season-high six RBI vs. Washington State (5/28).

## 2005 Game-by-Game Statistics:

Date	Opponent	GS	AB	R	H	RBI	2B	3B	HR	BB	IBB	SB	CS	HBP	SAC	SF	GDP	K	PO	A	E	Avg	
Jan 28, 2005	Long Beach State	*	4	1	1	0	1	0	0	0	0	0	0	0	0	0	0	3	3	0	1	.250	
Jan 29, 2005	Long Beach State	*	4	0	0	0	0	0	0	1	0	0	0	0	0	0	0	1	0	1	0	.125	
Jan 30, 2005	Long Beach State	*	4	1	1	0	1	0	0	0	0	0	0	0	0	0	0	1	0	2	1	.167	
Feb 04, 2005	New Mexico State	*	4	1	4	4	0	1	0	1	0	0	0	0	0	0	0	0	9	0	0	.375	
Feb 05, 2005	Gonzaga	*	4	1	0	0	0	0	0	1	0	0	0	0	0	0	0	2	11	0	0	.300	
Feb 06, 2005	Oregon State	*	3	2	1	0	1	0	0	0	0	1	0	1	0	0	0	1	12	2	0	.304	
Feb 07, 2005	New Mexico State	*	5	1	1	0	0	0	0	0	0	0	0	0	0	0	1	2	13	1	1	.286	
Feb 12, 2005	vs South Alabama	*	4	1	2	2	0	0	1	0	0	0	0	0	0	0	0	0	12	0	0	.312	
Feb 12, 2005	vs Oklahoma	*	4	1	2	4	0	0	1	0	0	0	0	0	0	0	0	0	10	0	1	.333	
Feb 13, 2005	vs Gonzaga	*	4	0	0	0	0	0	0	0	0	0	0	0	0	0	0	1	16	0	0	.300	
Feb 15, 2005	at Arizona	*	6	0	0	1	0	0	0	1	1	0	0	0	0	0	0	1	10	0	0	.261	
Feb 18, 2005	at Tulane	*	4	0	1	1	0	0	0	0	0	0	0	0	0	0	0	0	6	0	0	.260	
Feb 19, 2005	at Tulane	*	4	0	1	0	0	0	0	0	0	0	0	0	0	0	0	0	6	1	0	.259	
Feb 20, 2005	at Tulane	*	4	0	2	0	2	0	0	0	0	0	0	0	0	0	0	0	6	0	0	.276	
Feb 23, 2005	at Arizona	*	3	2	2	2	0	0	2	2	0	0	0	0	0	0	0	1	3	0	1	.295	
Feb 25, 2005	Baylor	*	2	0	0	0	0	0	0	1	0	0	0	0	1	0	0	0	12	0	0	.286	
Feb 26, 2005	Baylor	*	5	1	1	1	1	0	0	0	0	0	0	0	0	0	0	1	8	1	0	.279	
Feb 27, 2005	Baylor	*	4	2	2	0	0	0	0	1	0	0	0	0	0	0	0	1	14	1	0	.292	
Mar 04, 2005	vs North Carolina	*	5	0	1	1	0	0	0	1	1	0	0	0	0	0	0	4	10	1	0	.286	
Mar 05, 2005	at East Carolina	*	3	2	1	3	0	0	1	1	0	0	0	0	0	0	0	1	9	0	0	.287	
Mar 06, 2005	vs Ohio State	*	4	0	0	0	0	0	0	0	0	0	0	0	0	0	0	2	11	2	0	.274	
Mar 11, 2005	at LSU	*	4	1	1	0	1	0	0	0	0	0	0	0	0	0	0	2	8	0	0	.273	
Mar 12, 2005	vs Western Illinois	*	6	2	3	5	1	0	2	0	0	0	0	0	0	0	0	0	6	0	0	.287	
Mar 13, 2005	vs Western Illinois	*	6	6	4	4	0	0	2	2	0	1	0	0	0	0	1	0	6	0	0	.310	
Mar 13, 2005	at LSU	*	3	0	1	0	0	0	0	1	0	0	0	0	0	0	0	1	2	0	0	.311	
Mar 18, 2005	Oklahoma	*	3	1	2	1	0	0	1	2	2	0	0	0	0	0	0	0	1	0	0	.321	
Mar 19, 2005	Oklahoma	*	2	1	0	0	0	0	0	2	1	1	0	0	0	0	0	1	0	0	0	.315	
Mar 20, 2005	Oklahoma	*	3	1	2	0	0	0	0	2	2	0	0	0	0	0	0	0	3	0	0	.324	
Mar 24, 2005	at USC	*	2	0	0	0	0	0	0	3	2	1	1	0	0	0	0	2	2	0	0	.319	
Mar 25, 2005	at USC	*	7	2	2	2	0	0	1	0	0	0	0	0	0	0	0	1	9	1	0	.317	
Mar 26, 2005	at USC	*	2	1	1	2	0	0	1	1	1	0	0	1	0	1	0	0	6	1	0	.320	
Apr 01, 2005	Wright State	*	4	0	0	0	0	0	0	1	0	0	0	0	0	0	0	1	6	0	0	.310	
Apr 02, 2005	Wright State	*	2	3	1	0	0	0	0	3	0	2	0	0	0	0	0	1	7	0	0	.312	
Apr 03, 2005	Wright State	*	5	1	2	3	1	0	1	0	0	0	0	0	0	0	0	0	7	0	0	.316	
Apr 09, 2005	at California-1	*	4	0	0	0	0	0	0	1	0	0	0	0	1	0	0	2	13	0	0	.307	
Apr 09, 2005	at California-2	*	3	1	2	1	2	0	0	1	0	0	0	0	0	0	0	0	11	0	0	.314	
Apr 10, 2005	at California	*	4	1	2	0	0	0	0	0	0	0	0	0	0	0	0	0	12	0	0	.319	
Apr 15, 2005	Stanford	*	3	2	2	3	0	0	1	1	0	0	0	0	0	0	0	1	4	1	0	.327	
Apr 16, 2005	Stanford	*	3	1	0	0	0	0	0	2	0	0	0	0	0	0	0	1	12	0	0	.320	
Apr 17, 2005	Stanford	*	3	1	1	0	1	0	0	2	0	1	0	0	0	0	0	0	8	0	0	.320	
Apr 22, 2005	UCLA	*	3	2	1	1	0	0	0	1	0	0	0	1	0	0	0	1	8	3	0	.321	
Apr 23, 2005	UCLA	*	5	1	1	2	1	0	0	1	0	0	0	0	0	0	0	3	13	0	0	.317	
Apr 24, 2005	UCLA	*	4	2	2	2	0	0	1	1	0	0	0	0	0	0	0	2	10	0	0	.321	
Apr 29, 2005	at Oregon State	*	4	1	3	2	0	0	1	0	0	1	0	0	0	0	0	0	9	1	0	.331	
Apr 30, 2005	at Oregon State	*	4	0	0	0	0	0	0	0	0	0	0	0	0	0	1	2	13	1	0	.324	
May 01, 2005	at Oregon State	*	3	0	2	1	0	0	0	1	0	0	0	0	0	0	0	0	7	1	0	.330	
May 04, 2005	Utah Valley State	*	4	0	1	0	0	0	0	1	0	0	0	0	0	0	0	2	14	0	0	.328	
May 14, 2005	Arizona	*	2	0	0	0	0	0	0	1	1	0	0	0	1	0	0	1	10	1	0	.324	
May 15, 2005	Arizona	*	4	1	1	1	0	0	0	0	0	0	0	0	0	1	0	2	5	1	2	.323	
May 16, 2005	Arizona	*	5	0	1	0	1	0	0	0	0	0	0	0	0	0	0	1	0	0	0	.319	
May 20, 2005	at Washington	*	3	1	2	1	0	0	0	2	0	0	0	0	0	0	0	0	1	0	0	.325	
May 21, 2005	at Washington	*	3	0	0	0	0	0	0	1	0	0	0	0	0	0	0	1	3	0	0	.320	
May 22, 2005	at Washington	*	3	0	0	0	0	0	0	2	0	0	1	0	0	0	0	1	2	0	0	.315	
May 27, 2005	Washington State	*	4	0	0	0	0	0	0	1	0	0	0	0	0	0	0	0	2	1	0	.309	
May 28, 2005	Washington State	*	6	2	2	6	1	0	1	0	0	1	0	0	0	0	0	1	2	0	0	.310	
May 29, 2005	Washington State	*	1	1	0	0	0	0	0	3	0	1	1	0	0	0	0	1	3	0	0	.308	
Totals			56	211	52	65	56	15	1	17	49	11	10	3	3	3	2	3	53	406	24	7	.308

## Career Statistics:

Year	Avg	GP-GS	AB	R	H	2B	3B	HR	RBI	TB	SLG%	BB	HBP	SO	GDP	OB%	SF	SH	SB-ATT	PO	A	E	FLD%
2002....	.328	34-33	128	31	42	4	3	3	24	61	.477	29	0	19	3	.447	2	0	0-1	30	45	5	.938
2003....	.372	65-64	234	80	87	18	2	18	95	163	.697	78	6	42	5	.528	6	1	3-5	507	29	6	.989
2004....	.308	57-57	237	46	73	17	0	7	49	111	.468	35	1	50	4	.396	2	0	3-7	93	2	0	1.000
2005....	.308	56-56	211	52	65	15	1	17	56	133	.630	49	3	53	3	.442	2	3	10-13	406	24	7	.984
TOTAL...	.330	212-210	810	209	267	54	6	45	224	468	.578	191	10	164	15	.457	12	4	16-26	1036	100	18	.984

## Single-Game Career Highs:

Category	2005 Best	Career Best (last)
At Bats	7 (USC; 3/25)	Same
Runs	6 (WU; 3/13)	Same
Hits	4 - 2x (WU; 3/13)	4 - 6x (WU; 3/13/05)
RBI	6 (WSU; 5/28)	9 (SDSU; 1/26/03)
BB	3 - 3x (WSU; 5/29)	4 (WSU; 4/27/03)
SB	2 (WRST; 4/2)	Same
2B	2 - 2x (Cal; 4/9)	4 (Arizona; 5/25/03)
HR	2 - 3x (WU; 3/13)	2 - 5x (WU; 3/13/05)
Hit Streak	5 games	17 games

## Hitting Misc.:

Category	2005	Career
Multi-Hit Games	20	81
Multi-RBI Games	15	59
Multi-Homer Games	3	5
Games with a Hit	39 of 56	161 of 212
Games with a RBI	25 of 56	107 of 212
Extra Base Hits	33	105
RISP	324 (22-for-68)	334 (105-for-314)
Bases Loaded	500 (2-for-4)	551 (27-for-49, 4 GS)
Starts at 1B	41	102
Starts at 3B	3	35
Starts in LF	8	65
Starts in RF	3	3
Starts at DH	1	5



# The Jeff Larish Record Watch

## Career Home Runs:

1.	Bob Horner (1976-78) .....	56
2.	Mike Kelly (1989-91) .....	46
3.	<b>Jeff Larish (2002-P) .....</b>	<b>45</b>
	Barry Bonds (1983-85) .....	45
5.	Dan Rumsey (1986-89) .....	44
6.	Andrew Beinbrink (1996-99) .....	40
7.	Casey Myers (1998-2001) .....	39
8.	Mitch Jones (1999-2000) .....	38
9.	Jeremy West (2001-03) .....	36
	Ted Dyson (1983-87) .....	36
	Mike Sodders (1980-81) .....	36

## Career RBI:

1.	Andrew Beinbrink (1996-99) .....	283
2.	Casey Myers (1998-2001) .....	275
3.	Clay Westlake (1973-76) .....	250
4.	Bob Horner (1976-78) .....	229
5.	<b>Jeff Larish (2002-P) .....</b>	<b>224</b>
6.	Antone Williamson (1992-94) .....	203
7.	Alvin Davis (1979-82) .....	200
8.	Mike Kelly (1989-91) .....	194
	Ken Landreaux (1974-76) .....	194
10.	Alan Bannister (1970-72) .....	177

## Career Hits:

1.	Clay Westlake (1973-76) .....	322
2.	Andrew Beinbrink (1996-99) .....	318
3.	Casey Myers (1998-2001) .....	313
4.	Dustin Pedroia (2002-04) .....	298
5.	Gary Atwell (1970-73) .....	286
6.	Mikel Moreno (1995-98) .....	277
7.	<b>Jeff Larish (2002-P) .....</b>	<b>267</b>
8.	Antone Williamson (1992-94) .....	264
9.	Bob Horner (1976-78) .....	262
	Dan Rumsey (1986-89) .....	261

## Career Doubles:

1.	Clay Westlake (1973-76) .....	88
2.	Andrew Beinbrink (1996-99) .....	75
3.	Dustin Pedroia (2002-04) .....	71
4.	Antone Williamson (1992-94) .....	70
5.	Casey Myers (1998-2001) .....	64
6.	Dan Rumsey (1986-89) .....	58
7.	Jeff Phelps (1998-2001) .....	57
8.	Mikel Moreno (1995-98) .....	56
9.	Gary Allenson (1973-76) .....	55
10.	<b>Jeff Larish (2002-P) .....</b>	<b>54</b>

## Career Walks:

1.	Alvin Davis (1979-82) .....	207
2.	<b>Jeff Larish (2002-P) .....</b>	<b>191</b>
3.	Andrew Beinbrink (1996-99) .....	154
4.	Clay Westlake (1973-76) .....	148
5.	Doug Newstrom (1991-93) .....	131

## Single-Season Walks:

1.	Alvin Davis (1982) .....	87
2.	<b>Jeff Larish (2003) .....</b>	<b>78</b>
3.	Doug Newstrom (1993) .....	71
4.	Doug Baker (1982) .....	70

## Career Runs Scored:

1.	Andrew Beinbrink (1996-99) .....	245
2.	Mikel Moreno (1995-98) .....	236
3.	Gary Atwell (1970-73) .....	224
4.	Willie Bloomquist (1997-99) .....	216
	Rick Peters (1974-77) .....	216
6.	Dustin Pedroia (2002-04) .....	212
	Ken Landreaux (1974-76) .....	212
8.	<b>Jeff Larish (2002-P) .....</b>	<b>209</b>
9.	Bump Wills (1971-74) .....	198
	Casey Myers (1998-2001) .....	198

## Single-Season RBI:

1.	Chris Bando (1978) .....	102
2.	Bob Horner (1978) .....	100
	Mike Sodders (1981) .....	100
4.	Casey Myers (2000) .....	97
5.	<b>Jeff Larish (2003) .....</b>	<b>95</b>

## Career At-Bats:


1.	Clay Westlake (1973-76) .....	958
2.	Gary Atwell (1970-73) .....	934
3.	Andrew Beinbrink (1996-99) .....	863
4.	Dan Rumsey (1986-89) .....	837
5.	Casey Myers (1998-2001) .....	815
6.	<b>Jeff Larish (2002-P) .....</b>	<b>810</b>
7.	Mikel Moreno (1995-98) .....	803
8.	Dustin Pedroia (2002-04) .....	777
9.	John Finn (1986-89) .....	764
10.	Rick Peters (1974-77) .....	748

## Career Total Bases:

1.	Andrew Beinbrink (1996-99) .....	547
2.	Clay Westlake (1973-76) .....	505
3.	Casey Myers (1998-2001) .....	494
4.	Bob Horner (1976-78) .....	492
5.	Dan Rumsey (1986-89) .....	469
6.	<b>Jeff Larish (2002-P) .....</b>	<b>468</b>
7.	Antone Williamson (1992-94) .....	443
8.	Mike Kelly (1989-91) .....	439
9.	Barry Bonds (1983-85) .....	438
10.	Dustin Pedroia (2002-04) .....	423

## Single Season Grand Slams:

1.	<b>Jeff Larish (2003) .....</b>	<b>4</b>
2.	Jeremy West (2003) .....	3
	Steve Garraabrants (2003) .....	3
	Dave Hudgens (1977) .....	3



# #15 • Joe Persichina

INF • R/L • 6-0 • 190 • Sophomore - 1V • Rolling Hills Estates, Calif. (Peninsula)

\*\*2004 All-Pac-10 Honorable Mention\*\*

**SEASON HIGHLIGHTS:** Utility infielder who started 27 games at second base (14), shortstop (8) and first base (5)... hit .210 (22-for-105) with four multi-hit games... went 1-for-4 with three RBI vs. Stanford (4/16)... hit a pinch-hit, solo home run vs. Wright State (4/3)... in his first career start at shortstop against California (4/9), he fielded eight chances flawlessly.

## 2005 Game-by-Game Statistics:

Date	Opponent	GS	AB	R	H	RBI	2B	3B	HR	BB	IBB	SB	CS	HBP	SAC	SF	GDP	K	PO	A	E	Avg	
Jan 28, 2005	Long Beach State	*	4	0	0	0	0	0	0	0	0	0	0	0	0	0	0	1	6	0	0	.000	
Jan 29, 2005	Long Beach State	*	3	2	1	1	0	0	0	1	0	0	0	0	0	0	0	0	10	0	0	.143	
Jan 30, 2005	Long Beach State	*	3	0	0	0	0	0	0	0	0	0	0	0	0	0	0	0	8	0	0	.100	
Feb 04, 2005	New Mexico State		0	1	0	0	0	0	0	1	0	0	0	0	0	0	0	0	0	0	0	.100	
Feb 05, 2005	Gonzaga		1	0	0	0	0	0	0	0	0	0	0	0	0	0	0	0	0	3	0	.091	
Feb 06, 2005	Oregon State		1	0	0	0	0	0	0	0	0	0	0	0	0	0	0	0	0	0	0	.083	
Feb 07, 2005	New Mexico State	*	2	1	1	0	1	0	0	3	0	1	0	0	0	0	0	1	1	3	1	.143	
Feb 12, 2005	vs South Alabama	*	3	1	1	0	0	0	0	0	0	0	0	1	0	0	0	0	2	1	0	.176	
Feb 12, 2005	vs Oklahoma	*	4	0	2	0	0	0	0	0	0	0	0	0	0	0	0	2	0	5	0	.238	
Feb 13, 2005	vs Gonzaga	*	3	0	2	0	0	0	0	0	0	0	0	0	0	0	0	1	1	5	1	.292	
Feb 15, 2005	at Arizona		3	0	0	1	0	0	0	1	0	0	0	0	0	0	0	1	0	2	0	.259	
Feb 18, 2005	at Tulane		1	0	0	0	0	0	0	0	0	0	0	0	0	0	0	0	0	0	0	.250	
Feb 19, 2005	at Tulane	*	3	0	0	0	0	0	0	0	0	0	0	0	1	0	0	0	4	1	0	.226	
Feb 20, 2005	at Tulane	*	4	1	1	0	0	0	0	0	0	1	0	0	0	0	0	1	2	4	0	.229	
Feb 23, 2005	at Arizona	*	4	2	2	0	0	0	0	1	0	0	0	0	0	0	1	0	1	3	0	.256	
Feb 25, 2005	Baylor	*	4	0	0	0	0	0	0	0	0	0	0	0	0	0	0	1	2	1	1	.233	
Feb 26, 2005	Baylor	*	3	0	0	0	0	0	0	0	0	0	0	0	0	0	0	1	1	2	0	.217	
Feb 27, 2005	Baylor	*	3	0	1	0	0	0	0	0	0	1	0	0	1	0	0	1	0	5	0	.224	
Mar 04, 2005	vs North Carolina		2	0	0	0	0	0	0	0	0	0	0	0	0	0	0	0	0	0	0	.216	
Mar 05, 2005	at East Carolina	*	3	0	0	0	0	0	0	0	0	0	0	0	0	0	0	1	4	2	0	.204	
Mar 06, 2005	vs Ohio State		0	0	0	0	0	0	0	1	0	0	0	0	0	0	0	0	1	0	0	.204	
Mar 11, 2005	at LSU	*	2	0	1	1	0	0	0	0	0	0	0	0	0	0	0	0	4	2	0	.214	
Mar 12, 2005	vs Western Illinois		1	0	0	0	0	0	0	0	0	0	0	0	0	0	0	0	1	0	0	.211	
Mar 13, 2005	vs Western Illinois		2	2	1	1	1	0	0	0	0	0	0	0	0	0	0	0	1	0	0	.220	
Mar 13, 2005	at LSU		1	0	0	0	0	0	0	0	0	0	0	0	0	0	0	0	1	2	0	.217	
Mar 18, 2005	Oklahoma	*	4	0	2	1	0	1	0	0	0	0	0	0	0	0	0	1	8	4	0	.234	
Mar 19, 2005	Oklahoma		0	0	0	0	0	0	0	0	0	0	0	0	0	0	0	0	2	0	0	.234	
Mar 20, 2005	Oklahoma		2	0	0	0	0	0	0	0	0	0	0	0	0	0	0	1	3	0	0	.227	
Mar 24, 2005	at USC	*	3	1	1	0	0	0	0	1	0	0	0	0	0	0	0	0	8	0	1	.232	
Mar 25, 2005	at USC		0	0	0	0	0	0	0	0	0	0	0	0	0	0	0	0	0	0	0	.232	
Apr 01, 2005	Wright State		0	1	0	0	0	0	0	1	0	0	0	0	0	0	0	0	0	0	0	.232	
Apr 02, 2005	Wright State		1	0	0	0	0	0	0	0	0	0	0	0	0	0	0	1	2	0	0	.229	
Apr 03, 2005	Wright State		1	1	1	1	0	0	1	0	0	0	0	0	0	0	0	0	0	0	0	.239	
Apr 09, 2005	at California-1	*	2	0	0	1	0	0	0	1	0	0	0	1	0	1	0	0	1	7	0	.233	
Apr 09, 2005	at California-2	*	3	0	0	0	0	0	0	0	0	0	0	0	0	0	1	0	4	3	0	.224	
Apr 10, 2005	at California	*	4	1	1	0	1	0	0	0	0	0	0	0	0	0	0	0	1	3	0	.225	
Apr 15, 2005	Stanford	*	3	0	1	2	0	0	0	0	0	0	0	0	0	0	0	1	0	0	0	.229	
Apr 16, 2005	Stanford	*	4	0	1	3	0	1	0	1	0	0	0	0	0	0	0	1	2	2	0	.230	
Apr 17, 2005	Stanford	*	3	1	0	0	0	0	0	1	0	1	0	0	0	0	0	1	2	3	0	.222	
Apr 22, 2005	UCLA		0	0	0	0	0	0	0	0	0	0	0	0	0	0	0	0	1	1	0	.222	
Apr 23, 2005	UCLA		0	0	0	1	0	0	0	0	0	0	0	0	0	1	0	0	0	0	0	.222	
Apr 24, 2005	UCLA	*	4	1	1	0	1	0	0	0	0	0	0	0	0	0	1	1	2	2	0	.223	
Apr 29, 2005	at Oregon State	*	4	1	1	0	0	0	0	0	0	0	0	0	0	0	0	1	1	3	0	.224	
May 04, 2005	Utah Valley State		1	0	0	0	0	0	0	0	0	0	0	0	0	0	0	1	0	0	0	.222	
May 14, 2005	Arizona		1	0	0	0	0	0	0	0	0	0	0	0	0	0	0	0	0	0	0	.220	
May 15, 2005	Arizona		1	0	0	0	0	0	0	0	0	0	0	0	0	0	1	0	0	0	0	.218	
May 21, 2005	at Washington	*	4	0	0	0	0	0	0	0	0	0	0	0	0	0	0	0	3	1	0	.210	
May 28, 2005	Washington State	*	0	0	0	0	0	0	0	0	0	0	0	0	0	0	0	0	0	0	0	.210	
May 29, 2005	Washington State		0	0	0	0	0	0	0	0	0	0	0	0	0	0	0	0	1	1	0	.210	
Totals			27	105	17	22	13	4	2	1	13	0	4	0	2	2	2	4	20	91	71	4	.210

## Career Statistics:

Year	Avg	GP-AB	AB	R	H	2B	3B	HR	RBI	TB	SLG%	BB	HBP	SO	GDP	OB%	SF	SH	SB-ATT	PO	A	E	FLD%
2004....	.320	53-42	150	27	48	7	1	1	24	60	.400	20	5	17	4	.412	2	2	3-4	293	45	5	.985
2005....	.210	49-27	105	17	22	4	2	1	13	33	.314	13	2	20	4	.303	2	2	4-4	91	71	4	.976
TOTAL...	.275	102-69	255	44	70	11	3	2	37	93	.365	33	7	37	8	.368	4	4	7-8	384	116	9	.982

## Single-Game Career Highs:

Category	2005 Best	Career Best (last)
At Bats	4 - 6x (OKLA; 3/18)	5 - 5x (Stanford; 5/30/04)
Runs	2 - 3x (WIU; 3/13)	3 (ECU; 3/7/04)
Hits	2 - 4x (OKLA; 3/18)	4 (WSU; 4/23/04)
RBI	3 (STAN; 4/16)	3 - 2x (STAN; 4/16/05)
BB	3 (NMSU; 2/7)	Same
SB	1- 4x (STAN; 4/17)	1 - 7x (STAN; 4/17/05)
2B	1 - 4x (UCLA; 4/24)	2 (ECU; 3/7/04)
3B	1 - 2x (STAN; 4/16)	1 - 3x (STAN; 4/16/05)
HR	1 (WRST; 4/3)	1 - 2x (WRST; 4/3/05)
Hit Streak	4 games	3 games

## Hitting Misc.:

Category	2005	Career
Multi-Hit Games	4	17
Multi-RBI Games	2	6
Games with a Hit	18 of 41	48 of 91
Games with a RBI	10 of 41	29 of 91
RISP	.182 (6-for-33)	.276 (24-for-87)
Bases Loaded	.250 (1-for-4)	.400 (6-for-15)
Starts at 1B	5	42
Starts at 2B	14	19
Starts at SS	8	8



# #12 • Andrew Romine

SS • B/R • 6-2 • 170 • Freshman - HS • Lake Forest, Calif. (Trabuco Hills)

**\*\*2005 Freshman All-America Candidate\*\***

**SEASON HIGHLIGHTS:** Talented freshman who made 48 starts at shortstop... hit .304 (48-for-158) with five doubles, two triples and 22 RBI... ranks fourth in the ASU freshman record books with 13 stolen bases... hit .345 (20-for-58) in Pac-10 play... had five bunt singles and four sacrifice bunts... recorded 11 multi-hit games and four multi-RBI contests... was a .323 (20-for-62) hitter with runners in scoring position... hit .396 (19-for-48) in over the last 14 games of the season... had a career day going 5-for-5 with four RBI and two runs scored vs. Western Illinois (3/13)... went 3-for-4 vs. Arizona (5/16)... had three hits, scored three runs and stole three bases vs. Washington State (5/29)... entered the season as the No. 3 rated freshman in the nation by Baseball America.

## 2005 Game-by-Game Statistics:

Date	Opponent	GS	AB	R	H	RBI	2B	3B	HR	BB	IBB	SB	CS	HBP	SAC	SF	GDP	K	PO	A	E	Avg	
Jan 28, 2005	Long Beach State	*	2	0	0	0	0	0	0	0	0	0	0	0	0	0	0	0	1	0	0	.000	
Jan 29, 2005	Long Beach State	*	3	1	1	0	0	1	0	0	0	0	0	0	1	0	0	1	0	1	0	.200	
Jan 30, 2005	Long Beach State	*	2	0	1	0	0	0	0	0	0	0	0	0	0	0	0	0	1	2	0	.286	
Feb 04, 2005	New Mexico State	*	3	0	1	0	0	0	0	1	0	1	0	0	0	0	0	0	3	2	0	.300	
Feb 05, 2005	Gonzaga	*	4	1	3	2	1	0	0	0	0	0	0	0	0	0	0	0	0	1	2	.429	
Feb 06, 2005	Oregon State	*	2	0	1	0	0	0	0	0	0	1	0	0	1	0	0	0	1	4	0	.438	
Feb 07, 2005	New Mexico State	*	3	1	0	1	0	0	0	0	0	0	0	0	0	1	0	1	1	6	0	.368	
Feb 12, 2005	vs South Alabama	*	3	0	1	1	0	0	0	0	0	0	0	0	0	0	0	0	0	5	0	.364	
Feb 12, 2005	vs Oklahoma	*	3	1	1	1	1	0	0	1	0	0	0	0	0	0	0	0	1	3	0	.360	
Feb 13, 2005	vs Gonzaga	*	2	0	0	0	0	0	0	1	0	0	0	0	0	0	0	0	0	5	0	.333	
Feb 15, 2005	at Arizona	*	4	1	0	0	0	0	0	2	0	0	0	0	0	0	0	1	5	1	0	.290	
Feb 18, 2005	at Tulane	*	2	0	0	0	0	0	0	0	0	0	0	0	0	0	0	0	2	3	1	.273	
Feb 19, 2005	at Tulane	*	4	0	1	0	0	0	0	0	0	0	0	0	0	0	0	0	3	3	0	.270	
Feb 20, 2005	at Tulane	*	1	0	0	0	0	0	0	0	0	0	0	0	0	0	0	0	0	1	0	.263	
Feb 23, 2005	at Arizona	*	3	0	1	0	0	0	0	1	0	1	0	0	0	0	0	2	3	2	1	.268	
Feb 25, 2005	Baylor	*	3	1	0	0	0	0	0	0	0	0	0	0	0	0	0	1	3	1	0	.250	
Feb 26, 2005	Baylor	*	3	2	2	0	0	0	0	1	0	0	0	0	0	0	0	0	5	2	1	.277	
Feb 27, 2005	Baylor	*	3	1	0	0	0	0	0	0	0	0	0	0	0	0	0	1	2	2	1	.260	
Mar 04, 2005	vs North Carolina	*	5	0	1	0	0	0	0	0	0	0	0	0	0	0	1	2	2	4	0	.255	
Mar 05, 2005	at East Carolina	*	4	0	0	0	0	0	0	0	0	0	0	0	0	0	0	0	3	1	1	.237	
Mar 06, 2005	vs Ohio State	*	3	1	1	0	1	0	0	0	0	0	0	0	1	0	0	1	3	3	2	.242	
Mar 11, 2005	at LSU	*	3	0	2	1	0	0	0	0	0	0	1	0	0	0	0	0	2	3	0	.262	
Mar 12, 2005	vs Western Illinois	*	4	2	1	1	0	0	0	0	0	0	0	0	0	0	0	0	0	1	0	.261	
Mar 13, 2005	vs Western Illinois	*	5	2	5	4	1	0	0	0	0	0	0	0	0	0	0	0	5	1	0	.311	
Mar 13, 2005	at LSU	*	2	0	0	0	0	0	0	0	0	0	0	0	0	0	0	0	2	1	0	.303	
Mar 18, 2005	Oklahoma	*	3	0	0	0	0	0	0	0	0	0	0	1	0	0	0	1	1	1	0	.291	
Mar 19, 2005	Oklahoma	*	4	1	0	0	0	0	0	0	0	1	0	0	0	0	0	0	1	6	1	.277	
Mar 20, 2005	Oklahoma	*	4	0	0	0	0	0	0	0	0	0	0	0	0	0	0	0	1	6	0	.264	
Mar 24, 2005	at USC	*	4	1	1	0	0	0	0	0	0	0	0	0	0	0	0	2	0	1	0	.264	
Mar 25, 2005	at USC	*	4	1	2	0	0	0	0	0	0	0	0	0	0	0	0	0	1	3	1	.274	
Mar 26, 2005	at USC	*	4	0	0	0	0	0	0	0	0	0	0	0	0	0	0	2	4	3	0	.263	
Apr 01, 2005	Wright State	*	2	2	1	1	0	0	0	0	0	2	0	0	0	0	0	0	0	1	0	.267	
Apr 02, 2005	Wright State	*	4	1	1	1	0	0	0	0	0	0	0	0	0	0	0	0	0	1	0	.267	
Apr 03, 2005	Wright State	*	4	1	1	2	0	1	0	0	0	0	0	0	0	0	0	1	6	0	0	.266	
Apr 15, 2005	Stanford	*	1	0	0	0	0	0	0	0	0	0	0	0	0	0	0	0	0	0	0	.264	
Apr 22, 2005	UCLA	*	3	2	2	1	0	0	0	0	0	1	0	0	1	0	0	0	6	3	0	.274	
Apr 23, 2005	UCLA	*	3	0	0	0	0	0	0	0	0	0	0	0	0	0	0	1	2	2	0	.267	
Apr 24, 2005	UCLA	*	0	0	0	0	0	0	0	0	0	1	0	0	0	0	0	0	0	0	0	.267	
Apr 30, 2005	at Oregon State	*	4	1	2	0	0	0	0	0	0	0	0	0	0	0	0	0	1	6	0	.275	
May 01, 2005	at Oregon State	*	4	0	2	0	0	0	0	0	0	0	0	0	0	0	0	0	1	2	0	.282	
May 04, 2005	Utah Valley State	*	3	1	2	1	0	0	0	0	0	1	1	0	0	0	0	1	1	5	0	.291	
May 14, 2005	Arizona	*	4	0	1	0	0	0	0	0	0	0	0	0	0	0	0	1	1	3	0	.290	
May 15, 2005	Arizona	*	3	0	1	2	0	0	0	1	0	1	0	0	0	0	0	0	3	3	2	.291	
May 16, 2005	Arizona	*	4	0	3	1	0	0	0	0	0	0	0	0	0	0	0	0	0	3	0	.304	
May 20, 2005	at Washington	*	4	0	1	0	0	0	0	0	0	0	0	0	0	0	1	0	0	1	0	.303	
May 21, 2005	at Washington	*	3	1	0	0	0	0	0	1	0	1	0	0	0	0	0	0	3	0	0	.297	
May 22, 2005	at Washington	*	3	0	0	0	0	0	0	1	0	0	0	0	0	0	0	1	0	4	0	.291	
May 27, 2005	Washington State	*	4	0	1	1	1	0	0	0	0	0	0	0	0	0	0	0	2	5	0	.289	
May 28, 2005	Washington State	*	3	2	1	1	0	0	0	1	0	0	0	0	0	0	0	0	0	6	0	.290	
May 29, 2005	Washington State	*	3	3	3	0	0	0	0	0	0	3	0	0	0	0	0	0	2	2	0	.304	
Totals			48	158	31	48	22	5	2	0	11	0	14	2	1	4	1	2	20	84	125	13	.304

## Career Statistics:

Year	Avg	GP-GS	AB	R	H	2B	3B	HR	RBI	TB	SLG%	BB	HBP	SO	GDP	OB%	SF	SH	SB-ATT	PO	A	E	FLD%
2005....	.304	50-48	158	31	48	5	2	0	22	57	.361	11	1	20	2	.351	1	4	14-16	84	125	13	.941
TOTAL...	.304	50-48	158	31	48	5	2	0	22	57	.361	11	1	20	2	.351	1	4	14-16	84	125	13	.941

## Single-Game Career Highs:

Category	2005
At Bats	5 - 2x (WIU; 3/13)
Runs	2 - 5x (UCLA; 4/22)
Hits	5 (WIU; 3/13)
RBI	4 (WIU; 3/13)
BB	2 (Arizona; 2/15)
SB	3 (WSU; 5/29)
2B	1 - 5x (WSU; 5/27)
3B	1 - 2x (WRST; 4/3)
HR	None
Hit Streak	7 games

## Hitting Misc.:

Category	2005
Multi-Hit Games	11
Multi-RBI Games	4
Games with a Hit	31 of 49
Games with a RBI	16 of 49
RISP	.323 (20-for-62)
Bases Loaded	.500 (3-for-6)
Starts at SS	48



# #2 • J.J. Sferra

OF • L/L • 5-11 • 150 • Freshman - HS • Phoenix, Ariz. (Mountain Pointe)

**\*\*2005 Freshman All-America Candidate\*\***

**SEASON HIGHLIGHTS:** Speedy freshman center fielder who made 45 starts for the Sun Devils... hit .310 (48-for-155) with four doubles, one triple and 17 RBI... recorded 15 bunt singles and seven sacrifice bunts... hit .349 (22-for-63) in Pac-10 play... over his last 25 games he hit .368 (28-for-76)... recorded 14 multi-hit games, including season-high four against UCLA (4/24)... finished the series sweep of the Bruins hitting .600 (9-for-15)... scored three runs, including the game-winner in the bottom of the ninth, against New Mexico State (2/7).

## 2005 Game-by-Game Statistics:

Date	Opponent	GS	AB	R	H	RBI	2B	3B	HR	BB	IBB	SB	CS	HBP	SAC	SF	GDP	K	PO	A	E	Avg	
Jan 28, 2005	Long Beach State	*	3	0	0	0	0	0	0	0	0	0	0	0	0	0	0	0	2	0	0	.000	
Jan 29, 2005	Long Beach State	*	4	1	2	2	0	0	0	0	0	0	1	0	0	0	0	0	4	0	0	.286	
Jan 30, 2005	Long Beach State	*	2	0	0	0	0	0	0	0	0	0	0	0	0	0	0	0	1	0	0	.222	
Feb 04, 2005	New Mexico State	*	4	1	1	0	0	0	0	0	0	2	0	0	0	0	0	0	0	0	0	.231	
Feb 05, 2005	Gonzaga	*	4	1	2	1	1	0	0	0	0	0	0	0	0	0	0	0	5	0	0	.294	
Feb 06, 2005	Oregon State	*	4	1	1	1	1	0	0	0	0	0	0	0	0	0	0	2	0	0	0	.286	
Feb 07, 2005	New Mexico State	*	5	3	2	1	0	1	0	0	0	1	0	0	0	0	0	1	0	0	0	.308	
Feb 12, 2005	vs South Alabama	*	4	1	1	0	0	0	0	0	0	0	0	0	0	0	0	1	3	0	1	.300	
Feb 12, 2005	vs Oklahoma	*	4	0	2	0	1	0	0	0	0	0	0	0	0	0	0	1	3	0	0	.324	
Feb 13, 2005	vs Gonzaga	*	3	0	0	0	0	0	0	0	0	0	0	0	0	0	0	2	2	0	1	.297	
Feb 15, 2005	at Arizona	*	4	1	1	0	0	0	0	1	0	0	1	0	1	0	1	0	5	0	0	.293	
Feb 18, 2005	at Tulane	*	3	0	1	1	0	0	0	0	0	0	0	0	0	0	0	1	2	0	0	.295	
Feb 19, 2005	at Tulane	*	3	1	1	0	0	0	0	0	0	0	0	0	0	0	0	0	0	0	0	.298	
Feb 23, 2005	at Arizona	*	1	0	0	0	0	0	0	0	0	0	0	0	0	0	0	0	0	0	0	.292	
Feb 25, 2005	Baylor	*	3	1	2	0	0	0	0	0	0	0	0	0	0	0	0	0	1	0	0	.314	
Feb 26, 2005	Baylor	*	3	2	1	0	0	0	0	1	0	0	0	0	1	0	0	0	1	0	0	.315	
Feb 27, 2005	Baylor	*	3	0	0	0	0	0	0	1	0	0	1	0	1	0	0	0	0	0	0	.298	
Mar 04, 2005	vs North Carolina	*	6	1	2	0	0	0	0	0	0	0	1	0	0	0	0	2	4	0	0	.302	
Mar 05, 2005	at East Carolina	*	4	1	0	0	0	0	0	1	0	0	0	0	0	0	0	1	1	0	0	.284	
Mar 06, 2005	vs Ohio State	*	4	0	1	0	0	0	0	0	0	0	1	0	0	0	0	0	2	0	0	.282	
Mar 11, 2005	at LSU	*	5	0	0	0	0	0	0	0	0	0	0	0	0	0	0	1	1	0	0	.263	
Mar 12, 2005	vs Western Illinois	*	1	0	0	0	0	0	0	0	0	0	0	0	0	0	0	1	0	0	0	.260	
Mar 13, 2005	vs Western Illinois	*	1	0	0	0	0	0	0	0	0	0	0	0	0	0	0	0	0	0	0	.256	
Mar 20, 2005	Oklahoma	*	1	0	0	0	0	0	0	0	0	0	0	0	0	0	0	0	0	0	0	.253	
Mar 25, 2005	at USC	*	4	1	2	2	0	0	0	1	0	0	0	1	0	0	0	0	4	0	0	.265	
Mar 26, 2005	at USC	*	3	0	1	0	0	0	0	0	0	0	1	1	0	0	0	1	3	0	0	.267	
Apr 01, 2005	Wright State	*	2	1	2	0	0	0	0	0	0	1	0	0	0	0	0	0	3	0	0	.284	
Apr 02, 2005	Wright State	*	4	1	1	0	0	0	0	0	0	0	0	0	0	0	0	1	0	0	0	.283	
Apr 03, 2005	Wright State	*	4	1	2	1	0	0	0	0	0	0	0	0	0	1	0	0	0	0	0	.292	
Apr 09, 2005	at California-1	*	3	2	2	1	0	0	0	1	0	0	0	0	1	0	0	0	0	0	0	.303	
Apr 09, 2005	at California-2	*	3	1	1	0	0	0	0	0	0	0	0	0	1	0	0	0	1	0	0	.304	
Apr 10, 2005	at California	*	3	0	0	0	0	0	0	0	0	0	0	0	0	0	0	1	0	0	0	.295	
Apr 15, 2005	Stanford	*	4	0	1	1	0	0	0	0	0	0	0	0	0	0	0	0	3	0	0	.294	
Apr 16, 2005	Stanford	*	2	0	0	0	0	0	0	1	0	0	0	0	0	0	0	0	0	0	0	.288	
Apr 22, 2005	UCLA	*	5	1	3	0	0	0	0	0	0	0	0	0	0	0	0	0	1	0	0	.302	
Apr 23, 2005	UCLA	*	5	2	4	2	1	0	0	0	0	0	0	0	0	0	0	0	0	0	0	.322	
Apr 24, 2005	UCLA	*	5	1	2	2	0	0	0	0	0	1	0	0	0	0	0	0	3	0	0	.325	
Apr 29, 2005	at Oregon State	*	3	0	0	1	0	0	0	1	0	0	0	0	0	0	0	0	3	1	0	.318	
Apr 30, 2005	at Oregon State	*	3	0	1	1	0	0	0	1	0	0	1	0	0	0	0	0	2	0	0	.318	
May 01, 2005	at Oregon State	*	2	0	0	0	0	0	0	0	0	0	0	0	0	0	0	1	3	0	0	.313	
May 04, 2005	Utah Valley State	*	3	0	1	0	0	0	0	0	0	0	0	0	0	0	0	0	1	0	0	.314	
May 14, 2005	Arizona	*	0	0	0	0	0	0	0	0	0	0	0	0	0	0	0	0	0	0	0	.314	
May 15, 2005	Arizona	*	0	0	0	0	0	0	0	0	0	0	0	0	0	0	0	0	0	0	0	.314	
May 16, 2005	Arizona	*	5	0	1	0	0	0	0	0	0	0	0	0	0	0	0	1	2	0	0	.310	
May 20, 2005	at Washington	*	2	0	0	0	0	0	0	1	0	0	0	0	1	0	0	1	1	0	1	.306	
May 21, 2005	at Washington	*	3	2	2	0	0	0	0	1	0	1	0	0	0	0	0	1	2	0	0	.313	
May 22, 2005	at Washington	*	3	1	0	0	0	0	0	1	0	0	0	0	0	0	0	0	1	0	0	.307	
May 27, 2005	Washington State	*	3	0	1	0	0	0	0	1	0	0	0	0	0	0	0	0	2	0	0	.307	
May 28, 2005	Washington State	*	2	2	1	0	0	0	0	0	0	0	0	1	1	0	0	0	0	1	0	.310	
Totals			45	155	31	48	17	4	1	0	13	0	6	7	3	7	1	1	20	72	2	3	.310

## Career Statistics:

Year	Avg	GP-GS	AB	R	H	2B	3B	HR	RBI	TB	SLG%	BB	HBP	SO	GDP	OB%	SF	SH	SB-ATT	PO	A	E	FLD%
2005....	.310	49-45	155	31	48	4	1	0	17	54	.348	13	3	20	1	.372	1	7	6-13	72	2	3	.961
TOTAL...	.310	49-45	155	31	48	4	1	0	17	54	.348	13	3	20	1	.372	1	7	6-13	72	2	3	.961

## Single-Game Career Highs:

Category	2005
At Bats .....	6 (UNC; 3/4)
Runs .....	3 (NMSU; 2/7)
Hits .....	4 (UCLA; 4/23)
RBI .....	2 - 4x (UCLA; 4/24)
BB .....	1 - 5x (STAN; 4/16)
SB .....	2 (NMSU; 2/4)
2B .....	1 - 4x (UCLA; 4/23)
3B .....	1 (NMSU; 2/7)
Hit Streak .....	7 games

## Hitting Misc.:

Category	2005
Multi-Hit Games .....	14
Multi-RBI Games .....	4
Games with a Hit .....	31 of 48
Games with a RBI .....	12 of 48
RISP .....	.321 (17-for-53)
Bases Loaded .....	.000 (0-for-5)
Starts in CF .....	42
Starts in LF .....	1
Starts at DH .....	2





# #28 • Eric Sogard

3B • L/R • 5-9 • 170 • Freshman - HS • Phoenix, Ariz. (Thunderbird)

**SEASON HIGHLIGHTS:** Freshman third baseman who saw action in 17 games and made two starts... hit .150 (3-for-20) with two RBI... went 1-for-5 in first career start vs. Baylor (2/27)... also had a hit and one RBI against Western Illinois (3/13)... was expected to sit out the 2005 season as a redshirt... went 1-for-1 with one RBI against UCLA (4/23).

## 2005 Game-by-Game Statistics:

Date	Opponent	GS	AB	R	H	RBI	2B	3B	HR	BB	IBB	SB	CS	HBP	SAC	SF	GDP	K	PO	A	E	Avg
Feb 25, 2005	Baylor		1	0	0	0	0	0	0	0	0	0	0	0	0	0	0	0	0	0	0	.000
Feb 26, 2005	Baylor		2	0	0	0	0	0	0	1	0	0	0	0	0	0	0	0	1	1	0	.000
Feb 27, 2005	Baylor	*	5	0	1	0	0	0	0	0	0	0	0	0	0	0	0	2	2	2	0	.125
Mar 04, 2005	vs North Carolina		0	0	0	0	0	0	0	0	0	0	0	0	0	0	0	0	0	0	0	.125
Mar 05, 2005	at East Carolina	*	1	1	0	0	0	0	0	1	0	0	0	0	0	0	0	0	1	2	0	.111
Mar 12, 2005	vs Western Illinois		1	0	0	0	0	0	0	0	0	0	0	0	0	0	0	0	0	0	0	.100
Mar 13, 2005	vs Western Illinois		1	1	1	1	0	0	0	0	0	0	0	0	0	0	0	0	0	0	0	.182
Mar 19, 2005	Oklahoma		1	0	0	0	0	0	0	0	0	0	0	0	0	0	0	1	0	0	0	.167
Mar 20, 2005	Oklahoma		1	0	0	0	0	0	0	0	0	0	0	0	0	0	0	0	0	0	0	.154
Mar 25, 2005	at USC		1	0	0	0	0	0	0	0	0	0	0	0	0	0	0	0	0	0	0	.143
Apr 01, 2005	Wright State		0	0	0	0	0	0	0	0	0	0	0	0	0	0	0	0	1	0	0	.143
Apr 02, 2005	Wright State		0	0	0	0	0	0	0	1	0	0	0	0	0	0	0	0	0	0	0	.143
Apr 03, 2005	Wright State		1	0	0	0	0	0	0	0	0	0	0	0	0	0	0	0	0	0	0	.133
Apr 23, 2005	UCLA		1	1	1	1	0	0	0	0	0	0	0	0	0	0	0	0	0	0	0	.188
Apr 29, 2005	at Oregon State		2	1	0	0	0	0	0	0	0	0	0	0	0	0	0	0	0	0	0	.167
May 28, 2005	Washington State		1	0	0	0	0	0	0	0	0	0	0	0	0	0	0	0	2	0	0	.158
May 29, 2005	Washington State		1	0	0	0	0	0	0	1	0	0	0	0	0	0	0	1	0	0	0	.150
Totals			2	20	4	3	2	0	0	0	4	0	0	0	0	0	0	4	4	8	2	.150

## Career Statistics:

Year	Avg	GP-GS	AB	R	H	2B	3B	HR	RBI	TB	SLG%	BB	HBP	SO	GDP	OB%	SF	SH	SB-ATT	PO	A	E	FLD%
2005....	.150	17-2	20	4	3	0	0	0	2	3	.150	4	0	4	0	.292	0	0	0-0	4	8	2	.857
TOTAL...	.150	17-2	20	4	3	0	0	0	2	3	.150	4	0	4	0	.292	0	0	0-0	4	8	2	.857

## Single-Game Career Highs:

Category	2005
At Bats .....	5 (Baylor; 2/27)
Runs .....	1 - 4x (OSU; 4/29)
Hits .....	1 - 3x (UCLA; 4/23)
RBI .....	1 - 2x (UCLA; 4/23)
BB .....	1 - 4x (WSU; 5/29)
SB .....	None
2B .....	None
HR .....	None
Hit Streak .....	1 game

## Hitting Misc.:

Category	2005
Multi-Hit Games .....	0
Multi-RBI Games .....	0
Games with a Hit .....	3 of 14
Games with a RBI .....	2 of 14
RISP .....	.250 (2-for-8)
Bases Loaded .....	.500 (1-for-2)
Pinch-Hitting .....	.222 (2-for-9)
Starts at 3B .....	2



# #13 • Austin Stockfisch

C • B/R • 6-1 • 165 • Freshman - HS • Scottsdale, Ariz. (Desert Mountain)

**SEASON HIGHLIGHTS:** Freshman reserve catcher who has seen action in 17 games this season... hitting .563 (9-for-16) with four RBI... at one point recorded a hit in eight consecutive at-bats to rank tied for third in the ASU record books and tied an ASU freshman record, last achieved by Richy Leon in 1995... the school record for consecutive hits is nine set by Mike Pagel in 1982 and Hubie Brooks in 1978... the eight consecutive hits came over a stretch of almost two months, starting with his first career hit against Western Illinois (3/12), and ending with single off Jonah Nickerson at Oregon State (5/1)... went 2-for-2 with a RBI against Western Illinois (3/13)... went 1-for-2 with two RBI vs. Arizona (5/15).

## 2005 Game-by-Game Statistics:

Date	Opponent	GS	AB	R	H	RBI	2B	3B	HR	BB	IBB	SB	CS	HBP	SAC	SF	GDP	K	PO	A	E	Avg
Feb 18, 2005	at Tulane		1	1	0	0	0	0	0	0	0	0	0	0	0	0	0	0	2	0	0	.000
Feb 25, 2005	Baylor		0	0	0	0	0	0	0	0	0	0	0	0	0	0	0	0	2	1	0	.000
Feb 26, 2005	Baylor		0	0	0	0	0	0	0	0	0	0	0	0	0	0	0	0	1	0	0	.000
Mar 12, 2005	vs Western Illinois		2	1	2	0	0	0	0	0	0	0	0	0	0	0	0	0	5	0	0	.667
Mar 13, 2005	vs Western Illinois		2	1	2	1	0	0	0	0	0	0	0	0	0	0	0	0	1	0	0	.800
Mar 13, 2005	at LSU		0	0	0	0	0	0	0	0	0	0	0	0	0	0	0	0	1	0	0	.800
Mar 25, 2005	at USC		1	0	1	0	0	0	0	0	0	0	0	0	0	0	0	0	1	0	0	.833
Apr 01, 2005	Wright State		1	0	1	0	0	0	0	0	0	0	0	0	0	0	0	0	1	0	0	.857
Apr 02, 2005	Wright State		0	0	0	0	0	0	0	0	0	0	0	0	0	0	0	0	3	0	0	.857
Apr 03, 2005	Wright State		0	0	0	0	0	0	0	0	0	0	0	0	0	0	0	0	0	0	0	.857
Apr 23, 2005	UCLA		1	0	1	1	0	0	0	0	0	0	0	0	0	0	0	0	0	0	0	.875
Apr 24, 2005	UCLA		0	0	0	0	0	0	0	0	0	0	0	1	0	0	0	0	0	0	0	.875
May 01, 2005	at Oregon State		2	0	1	0	0	0	0	1	0	0	0	0	0	0	0	0	0	0	0	.800
May 15, 2005	Arizona		2	1	1	2	0	0	0	0	0	0	0	0	0	0	0	0	0	0	0	.750
May 16, 2005	Arizona		0	0	0	0	0	0	0	0	0	0	0	0	0	0	0	0	0	0	0	.750
May 28, 2005	Washington State		1	0	0	0	0	0	0	0	0	0	0	0	0	0	0	1	2	0	0	.692
May 29, 2005	Washington State		3	0	0	0	0	0	0	0	0	0	0	0	0	0	0	1	7	1	1	.562
Totals			0	16	4	9	4	0	0	0	1	0	0	0	1	0	0	2	26	2	1	.562

## Career Statistics:

Year	Avg	GP-GS	AB	R	H	2B	3B	HR	RBI	TB	SLG%	BB	HBP	SO	GDP	OB%	SF	SH	SB-ATT	PO	A	E	FLD%
2005....	.563	17-0	16	4	9	0	0	0	4	9	.563	1	1	2	0	.611	0	0	0-0	26	2	1	.966
TOTAL...	.563	17-0	16	4	9	0	0	0	4	9	.563	1	1	2	0	.611	0	0	0-0	26	2	1	.966

## Single-Game Career Highs:

Category	2005
At Bats	3 (WSU; 5/29)
Runs	1 - 4x (ARIZ; 5/15)
Hits	2 - 2x (WIU; 3/13)
RBI	2 (ARIZ; 5/15)
BB	None
SB	None
2B	None
HR	None
Hit Streak	7 games

## Hitting Misc.:

Category	2005
Multi-Hit Games	2
Multi-RBI Games	1
Games with a Hit	7 of 10
Games with a RBI	3 of 10
RISP	.667 (4-for-6)
Bases Loaded	.000 (0-for-0)
Pinch-Hitting	.750 (3-for-4)
Starts at C	0



# #37 • Zechry Zinicola

DH/1B • R/R • 6-1 • 215 • Sophomore - 1V • San Bernadino, Calif. (Arlington)

**\*\*2004 All-Pac-10 Honorable Mention\*\***

**SEASON HIGHLIGHTS:** Two-way player who has made 19 starts as a position player this season... ended the season starting the last seven games at first base... hit .278 (27-for-97) with four doubles and two home runs... recorded six multi-hit games and five multi-RBI contests... had at least one hit in 21 of 32 games... was 3-for-8 (.375) as a pinch-hitter... went 2-for-3 with two RBI and a home run vs. Western Illinois (3/12)... went 1-for-4 with a two-run home run against Washington (5/20).

## 2005 Game-by-Game Statistics:

Date	Opponent	GS	AB	R	H	RBI	2B	3B	HR	BB	IBB	SB	CS	HBP	SAC	SF	GDP	K	PO	A	E	Avg
Jan 29, 2005	Long Beach State	*	4	1	1	0	1	0	0	0	0	0	0	0	0	0	0	1	0	0	0	.250
Jan 30, 2005	Long Beach State	*	4	0	2	0	0	0	0	0	0	0	0	0	0	0	0	1	0	0	0	.375
Feb 04, 2005	New Mexico State	*	3	1	1	2	0	0	0	0	0	0	0	0	0	1	0	0	0	0	0	.364
Feb 05, 2005	Gonzaga	*	5	2	1	0	0	0	0	0	0	0	0	0	0	0	0	0	0	0	0	.312
Feb 06, 2005	Oregon State	*	3	0	1	1	0	0	0	0	0	0	0	0	0	0	0	0	0	0	0	.316
Feb 12, 2005 vs	Oklahoma		1	1	0	0	0	0	0	1	0	0	0	0	0	0	0	1	0	0	0	.300
Feb 13, 2005 vs	Gonzaga	*	1	0	0	0	0	0	0	0	0	0	0	0	0	0	0	0	0	0	0	.286
Feb 15, 2005 at	Arizona	*	4	0	0	0	0	0	0	0	0	0	0	1	0	0	0	1	0	0	0	.240
Feb 18, 2005 at	Tulane	*	4	0	1	0	0	0	0	0	0	0	0	0	0	0	0	1	0	0	0	.241
Feb 19, 2005 at	Tulane	*	3	0	0	0	0	0	0	0	0	0	0	0	0	0	0	0	0	0	0	.219
Feb 23, 2005 at	Arizona	*	5	0	1	0	0	0	0	0	0	0	0	0	0	0	0	3	0	0	0	.216
Mar 11, 2005 at	LSU	*	2	0	1	0	0	0	0	0	0	0	0	0	0	0	0	1	0	0	0	.231
Mar 12, 2005 vs	Western Illinois		3	1	2	2	0	0	1	0	0	0	0	0	0	0	1	0	4	0	0	.262
Mar 13, 2005 vs	Western Illinois		3	1	1	0	0	0	0	0	0	0	0	0	0	0	0	0	4	0	0	.267
Mar 13, 2005 at	LSU	*	4	0	1	0	0	0	0	0	0	0	0	0	0	0	0	0	5	0	0	.265
Mar 19, 2005	Oklahoma	*	3	0	1	1	1	0	0	1	0	0	0	0	0	0	0	0	13	0	0	.269
Mar 20, 2005	Oklahoma	*	1	0	0	0	0	0	0	1	0	0	0	0	0	0	0	0	8	1	0	.264
Apr 01, 2005	Wright State		2	0	2	2	0	0	0	0	0	0	0	0	0	0	0	0	2	0	0	.291
Apr 02, 2005	Wright State		2	0	0	0	0	0	0	1	0	0	0	0	0	0	0	1	0	0	0	.281
Apr 03, 2005	Wright State		1	0	0	0	0	0	0	0	0	0	0	0	0	0	0	0	0	1	0	.276
Apr 17, 2005	Stanford		4	2	2	0	0	0	0	0	0	0	0	0	0	0	0	0	0	0	0	.290
Apr 23, 2005	UCLA		5	2	2	2	1	0	0	0	0	0	0	0	0	0	0	0	0	0	0	.299
Apr 29, 2005 at	Oregon State		2	0	0	0	0	0	0	0	0	0	0	0	0	0	0	0	0	0	0	.290
May 01, 2005 at	Oregon State		1	0	0	0	0	0	0	0	0	0	0	0	0	0	0	1	0	0	0	.286
May 15, 2005	Arizona		1	0	0	0	0	0	0	0	0	0	0	0	0	0	0	0	1	0	0	.282
May 16, 2005	Arizona	*	4	0	1	0	0	0	0	0	0	0	0	0	0	0	0	1	7	0	0	.280
May 20, 2005 at	Washington	*	4	1	1	2	0	0	1	0	0	0	0	0	0	0	0	3	4	1	0	.278
May 21, 2005 at	Washington	*	4	0	2	0	0	0	0	0	0	0	0	0	0	0	0	0	7	2	1	.289
May 22, 2005 at	Washington	*	5	0	1	0	0	0	0	0	0	0	0	0	0	0	0	1	10	1	0	.284
May 27, 2005	Washington State	*	3	0	0	0	0	0	0	0	0	0	0	0	0	0	0	1	9	0	0	.275
May 28, 2005	Washington State	*	3	1	1	0	1	0	0	1	1	0	0	0	0	0	0	1	11	0	1	.277
May 29, 2005	Washington State	*	3	0	1	0	0	0	0	1	0	0	1	0	0	0	0	1	9	1	0	.278
Totals			21	97	13	27	12	4	0	2	6	1	0	1	1	0	1	19	94	7	2	.278

## Career Statistics:

Year	Avg	GP-GS	AB	R	H	2B	3B	HR	RBI	TB	SLG%	BB	HBP	SO	GDP	OB%	SF	SH	SB-ATT	PO	A	E	FLD%
2004....	.280	46-29	100	20	28	8	0	3	26	45	.450	12	1	22	4	.350	4	0	0-0	20	8	1	.966
2005....	.278	46-26	97	13	27	4	0	2	12	37	.381	6	1	19	1	.324	1	0	0-1	95	17	4	.966
TOTAL...	.279	92-55	197	33	55	12	0	5	38	82	.416	18	2	41	5	.338	5	0	0-1	115	25	5	.966

## Single-Game Career Highs:

Category	2005 Best	Career Best (last)
At Bats	5 (Gonzaga; 2/5)	7 (UNM; 5/18/04)
Runs	2 - 3x (UCLA; 4/23)	4 (NMSU; 5/3/04)
Hits	2 - 6x (WASH; 5/21)	2 - 13x (WASH; 5/21/05)
RBI	2 - 5x (WASH; 5/20)	3 (UConn; 2/29/04)
BB	1 - 6x (WSU; 5/29)	3 (WST; 4/27/04)
SB	None	None
2B	1 - 4x (WSU; 5/28)	2 (NMSU; 5/3/04)
HR	1 - 2x (WASH; 5/20)	1 - 5x (WASH; 5/20/05)
Hit Streak	6 games	6 games

## Hitting Misc.:

Category	2005	Career
Multi-Hit Games	6	13
Multi-RBI Games	5	11
Games with a Hit	21 of 32	42 of 61
Games with a RBI	7 of 32	25 of 61
RISP	.242 (8-for-33)	.306 (22-for-72)
Bases Loaded	.000 (0-for-4)	.000 (0-for-10)
Pinch-Hitting	.375 (3-for-8)	.273 (3-for-11)
Starts at 1B	10	12
Starts at DH	9	32
Starts at P	7	11



# #45 • Erik Averill

LHP • 6-2 • 200 • Junior - 2V • Orange, Calif. (Villa Park HS)

\*\*2005 All-Pac-10 Candidate • District 8 Academic All-American • Clemens Award Watch List\*\*

**CAREER HIGHLIGHTS:** Is 20-10 with two saves and a 4.18 ERA (258.1 IP, 120 ER) in 65 career pitching appearances (35 starts)... opponents are hitting .279 against him with 18 home runs... has lasted five or more innings in 22 of his 35 starts... is 5-5 with a 5.82 ERA in 27 career appearances (14 starts) in Pac-10 play... is 0-3 with a 6.35 ERA in three career appearances in the NCAA Tournament... earned his 20th career win against Arizona (5/14)... his 20 career wins are the most since current Tampa Bay

Devil Ray Jon Switzer had 23 from 1999-2001... tied for the active career team lead with senior teammate Jason Urquidez... earned freshman All-America honors in 2003 after going 8-2 with a 3.66 ERA... tied for seventh in the ASU freshman record books with eight wins, ninth in ERA (3.66) and seventh in strikeouts (61).

**2005 HIGHLIGHTS:** Named to ESPN The Magazine District 8 All-Academic Team... tied for the team lead with eight wins and leads the team with 16 starts... is 8-4 with a 3.84 ERA with 77 strikeouts and 23 walks in a team-high 96.0 innings... averaging 7.22 strikeouts and 2.16 walks per nine innings pitched... has lasted five or more innings in 12 of his 16 starts this season... as a starter is 8-4 with a 3.46 ERA, compared to posting a 10.80 ERA in four appearances out of the bullpen... is 5-1 with a 2.41 ERA in 11 appearances (9 starts) at Packard Stadium... struck out seven and allowed only one unearned run in his third complete game of the year vs. Oklahoma (3/19)... earned Pro-Line/NCBWA and Collegiate Baseball National Pitcher of the Week honors after striking out career-high 14 batters in complete-game shutout over New Mexico State (2/4)... his 14 strikeouts were also the most by a Sun Devil since Mike Esposito had 17 against Washington in 2002... also threw a complete game South Alabama (2/12), giving up only one earned run and five hits... the back-to-back complete games marks a first for the Sun Devils since 2002 (Robbie McClellan).

## 2005 Game-by-Game Statistics:

Date	Opponent	GS	IP	H	R	ER	BB	SO	2B	3B	HR	WP	BK	HBP	IBB	Score	W-L	SV	ERA	P/K
Jan 28, 2005	Long Beach State	*	4.0	9	4	3	0	6	3	0	0	2	0	0	0	3-7	0-1	0	6.75	74/55
Feb 04, 2005	New Mexico State	*	9.0	7	0	0	0	14	1	0	0	0	0	0	0	12-0	1-1	0	2.08	119/81
Feb 12, 2005	vs South Alabama	*	9.0	5	2	1	1	8	1	0	0	0	0	0	0	7-2	2-1	0	1.64	130/91
Feb 19, 2005	at Tulane	*	5.0	8	5	5	1	1	1	0	0	1	0	2	0	2-7	2-2	0	3.00	75/48
Feb 27, 2005	Baylor	*	5.0	6	4	4	1	4	3	0	1	0	0	1	0	7-8	2-2	0	3.66	95/60
Mar 05, 2005	at East Carolina	*	6.1	6	3	2	4	3	2	0	1	0	0	0	0	10-3	3-2	0	3.52	102/59
Mar 12, 2005	vs Western Illinois	*	5.0	7	1	1	1	4	1	0	0	0	0	0	0	19-1	4-2	0	3.32	63/44
Mar 19, 2005	Oklahoma	*	9.0	5	1	0	2	7	0	0	0	0	0	0	0	5-1	5-2	0	2.75	119/86
Mar 24, 2005	at USC	*	2.0	2	4	4	2	0	0	1	0	0	0	1	0	8-9	5-2	0	3.31	36/30
Apr 01, 2005	Wright State	*	5.0	5	0	0	0	5	0	0	0	0	0	2	0	13-1	6-2	0	3.03	82/54
Apr 10, 2005	at California	*	5.2	6	2	2	0	4	1	0	1	0	0	0	0	3-4	6-2	0	3.05	71/50
Apr 15, 2005	Stanford	*	8.0	5	2	2	1	5	2	0	1	0	0	1	0	9-2	7-2	0	2.96	114/78
Apr 17, 2005	Stanford	*	0.1	0	0	0	0	0	0	0	0	0	0	0	0	10-9	7-2	0	2.95	5/4
Apr 22, 2005	UCLA	*	5.0	6	5	1	1	4	1	0	1	0	0	0	0	12-5	7-2	0	2.87	73/46
Apr 29, 2005	at Oregon State	*	4.0	7	5	5	2	2	1	0	1	0	0	0	0	5-6	7-3	0	3.28	75/42
May 01, 2005	at Oregon State	*	1.0	2	2	2	0	0	0	0	0	0	0	0	0	1-5	7-3	0	3.46	9/8
May 04, 2005	Utah Valley State	*	1.2	2	0	0	0	2	1	0	0	0	0	0	0	6-9	7-3	0	3.39	23/18
May 14, 2005	Arizona	*	5.0	4	2	2	4	1	2	0	0	0	0	0	0	6-2	8-3	0	3.40	79/42
May 20, 2005	at Washington	*	2.0	5	4	4	1	2	1	0	0	0	0	0	0	4-6	8-4	0	3.72	46/28
May 28, 2005	Washington State	*	4.0	8	4	3	2	5	0	1	0	0	0	1	1	16-6	8-4	0	3.84	76/50
Totals		16	96.0	105	50	41	23	77	21	2	6	3	0	8	1	158-93	8-4	0	3.84	

## 2005 Pitching Breakdown:

	ERA	W-L	APP	GS	CG	SHO/CBO	SV	IP	H	R	ER	BB	SO	2B	3B	HR	AB	B/Avg	WP	HBP	BK	SFA	SHA
Starter.....	3.46	8-4	16	16	3	1/0	0	91.0	99	44	35	21	75	20	1	6	357	.277	3	7	0	0	7
Reliever.....	10.80	0-0	4	0	0	0/0	0	5.0	6	6	6	2	2	1	1	0	19	.316	0	1	0	1	1
Pac-10.....	6.08	2-2	10	7	0	0/0	0	37.0	45	30	25	13	23	8	2	4	146	.308	0	3	0	1	4
Non-Conf.....	2.44	6-2	10	9	3	1/0	0	59.0	60	20	16	10	54	13	0	2	230	.261	3	5	0	0	4
Home.....	2.41	5-1	11	9	2	1/0	0	56.0	57	22	15	11	53	13	1	3	216	.264	2	5	0	0	6
Away.....	5.85	3-3	9	7	1	0/0	0	40.0	48	28	26	12	24	8	1	3	160	.300	1	3	0	1	2
Day Games....	5.73	1-1	6	4	0	0/0	0	22.0	29	14	14	3	13	6	0	2	89	.326	1	3	0	1	1
Night Games..	3.28	7-3	14	12	3	1/0	0	74.0	76	36	27	20	64	15	2	4	287	.265	2	5	0	0	7

## Career Statistics:

Year	ERA	W-L	App	GS	CG	SHO/CBO	SV	IP	H	R	ER	BB	SO	2B	3B	HR	BF	B/Avg	WP	HBP	SFA	SHA
2003....	3.66	8-2	20	15	0	0/3	0	86.0	87	41	35	19	61	19	6	7	373	.264	2	16	4	4
2004....	5.19	4-4	26	4	0	0/0	2	76.1	83	50	44	23	56	11	2	5	341	.280	6	8	6	8
2005....	3.84	8-4	20	16	3	1/0	0	96.0	105	50	41	23	77	21	2	6	416	.279	3	8	1	8
<b>TOTAL...</b>	<b>4.18</b>	<b>20-10</b>	<b>66</b>	<b>35</b>	<b>3</b>	<b>1/3</b>	<b>2</b>	<b>258.1</b>	<b>275</b>	<b>141</b>	<b>120</b>	<b>65</b>	<b>194</b>	<b>51</b>	<b>10</b>	<b>18</b>	<b>1130</b>	<b>.275</b>	<b>11</b>	<b>32</b>	<b>11</b>	<b>20</b>

## Single-Game Career Highs:

Category	2005 Best	Career Best (last)
Innings	9.0 - 3x (Oklahoma; 3/19)	Same
Runs Allowed	5 - 3x (OSU; 4/29)	7 (Gonzaga; 2/16/04)
ER Allowed	5 - 2x (OSU; 4/29)	6 (WASH; 3/26/04)
K's	14 (NMSU; 2/4)	Same
BB	4 - 2x (ARIZ; 5/14)	Same
Hits Allowed	9 (LBSU; 1/28)	12 (CSF; 6/5/04)
WP	2 (LBSU; 1/28)	2 - 2x (LBSU; 1/28/05)
HBP	2 - 2x (WRST; 4/1)	4 (USC; 3/29/03)
Pitches	130 (USA; 2/12)	Same





# #50 • Tony Barnette

RHP • R/R • 6-2 • 175 • Junior - TR • Federal Way, Wash. (Central Arizona)

**SEASON HIGHLIGHTS:** Junior right-handed pitcher who has been used primarily as a setup man this season... has also started four games this season... junior college transfer from Central Arizona College... ranks among the league leaders with 27 pitching appearances... overall is 4-1 with two saves and a 7.24 ERA... in his four starts he is 1-1 with a 6.17 ERA... out of the bullpen has allowed 10 of 24 inherited runners to cross the plate and has retired 11 of the 23 first batters he has faced out of the bullpen... earned the win in his only Pac-10 start against Washington State (5/29), striking out four and not allowing a run in three innings... struck out two and

allowed one unearned run in his ASU debut against Long Beach State (1/28)... earned his first career win against Oklahoma (2/12) striking out five and allowing only one hit in 3.2 scoreless innings... struck out season-high six batters against nationally ranked LSU (3/13)... struck out four and allowed one hit in three innings against UCLA (4/22) for first career save... also earned a save over the Bruins striking out the only batter he faced on three pitches in a bases loaded jam in the ninth inning to give ASU a sweep.

## 2005 Game-by-Game Statistics:

Date	Opponent	GS	IP	H	R	ER	BB	SO	2B	3B	HR	WP	BK	HBP	IBB	Score	W-L	SV	ERA	P/K
Jan 28, 2005	Long Beach State		2.0	0	1	0	1	2	0	0	0	0	0	0	1	3-7	0-0	0	0.00	40/23
Jan 30, 2005	Long Beach State		2.1	3	2	2	0	3	0	0	0	0	0	0	0	1-11	0-0	0	4.15	28/22
Feb 05, 2005	Gonzaga		1.0	4	3	3	1	0	1	0	0	0	0	0	0	10-8	0-0	0	8.44	26/26
Feb 06, 2005	Oregon State		0.1	5	5	5	0	1	2	0	0	0	0	1	0	6-12	0-0	0	15.88	19/14
Feb 07, 2005	New Mexico State		0.1	0	0	0	0	0	0	0	0	0	0	0	0	11-10	0-0	0	15.00	5/3
Feb 12, 2005 vs	Oklahoma		3.2	1	0	0	1	5	0	0	0	0	0	0	0	7-5	1-0	0	9.31	59/41
Feb 15, 2005 at	Arizona	*	5.1	5	2	1	2	3	0	1	0	0	0	0	0	6-7	1-0	0	6.60	90/53
Feb 20, 2005 at	Tulane		1.0	3	1	1	1	0	1	0	0	0	0	0	0	3-9	1-0	0	6.75	26/15
Feb 23, 2005 at	Arizona	*	1.2	5	5	3	0	1	2	0	1	0	0	1	0	5-11	1-1	0	7.64	52/36
Feb 26, 2005	Baylor		1.2	0	0	0	0	2	0	0	0	0	0	0	0	12-4	1-1	0	6.98	18/14
Feb 27, 2005	Baylor		0.1	2	1	0	1	1	1	0	0	0	0	0	0	7-8	1-1	0	6.86	20/11
Mar 05, 2005 at	East Carolina		2.2	1	0	0	1	1	0	0	0	0	0	0	0	10-3	1-1	0	6.04	43/27
Mar 13, 2005 vs	Western Illinois	*	1.2	7	4	4	1	2	2	0	0	0	0	0	0	30-13	1-1	0	7.12	46/27
Mar 13, 2005 at	LSU		3.0	6	6	5	1	6	1	0	1	0	0	1	0	3-20	1-1	0	8.00	60/42
Mar 18, 2005	Oklahoma		2.2	2	0	0	0	4	0	0	0	0	0	0	0	5-4	1-1	0	7.28	31/22
Mar 20, 2005	Oklahoma		1.0	2	2	2	1	1	0	0	0	0	0	0	0	6-5	2-1	0	7.63	27/17
Mar 24, 2005 at	USC		1.1	3	3	3	3	2	0	0	0	0	0	0	0	8-9	2-1	0	8.16	41/24
Apr 02, 2005	Wright State		2.0	0	0	0	1	2	0	0	0	0	0	0	0	11-3	2-1	0	7.68	23/16
Apr 09, 2005 at	California-1		2.0	3	1	1	0	3	1	0	0	0	0	0	0	11-7	2-1	0	7.50	37/24
Apr 16, 2005	Stanford		0.1	0	0	0	0	0	0	0	0	0	0	1	0	6-5	2-1	0	7.43	4/1
Apr 17, 2005	Stanford		1.0	3	2	2	1	0	0	0	0	0	0	0	0	10-9	3-1	0	7.71	36/20
Apr 22, 2005	UCLA		3.0	1	0	0	0	4	0	0	0	0	0	0	0	12-5	3-1	1	7.14	45/30
Apr 24, 2005	UCLA		0.1	0	0	0	0	1	0	0	0	0	0	0	0	10-8	3-1	2	7.08	3/3
May 01, 2005 at	Oregon State		1.1	2	0	0	0	1	0	0	0	0	0	1	0	1-5	3-1	2	6.86	31/19
May 04, 2005	Utah Valley State		0.1	2	1	1	0	1	2	0	0	0	0	0	0	6-9	3-1	2	7.02	15/9
May 16, 2005	Arizona		0.2	4	4	4	1	1	3	0	0	0	0	0	0	1-18	3-1	2	7.74	27/19
May 29, 2005	Washington State	*	3.0	3	0	0	2	4	0	0	0	0	0	1	0	7-2	4-1	2	7.24	57/31
<b>Totals</b>		<b>4</b>	<b>46.0</b>	<b>67</b>	<b>43</b>	<b>37</b>	<b>19</b>	<b>51</b>	<b>16</b>	<b>1</b>	<b>2</b>	<b>0</b>	<b>0</b>	<b>7</b>	<b>1</b>	<b>208-217</b>	<b>4-1</b>	<b>2</b>	<b>7.24</b>	

## 2005 Pitching Breakdown:

	ERA	W-L	APP	GS	CG	SHO/CBO	SV	IP	H	R	ER	BB	SO	2B	3B	HR	AB	B/Avg	WP	HBP	BK	SFA	SHA
Starter.....	6.17	1-1	4	4	0	0/0	0	11.2	20	11	8	5	10	4	1	1	54	.370	0	2	0	0	1
Reliever.....	7.60	3-0	23	0	0	0/0	2	34.1	47	32	29	14	41	12	0	1	147	.320	0	5	0	1	2
Pac-10.....	6.92	2-0	9	1	0	0/0	2	13.0	19	10	10	7	16	4	0	0	55	.345	0	3	0	0	1
Non-Conf.....	7.36	2-1	18	3	0	0/0	0	33.0	48	33	27	12	35	12	1	2	146	.329	0	4	0	1	2
Home.....	7.66	3-0	17	1	0	0/0	2	22.1	31	21	19	9	27	9	0	0	95	.326	0	4	0	0	2
Away.....	6.85	1-1	10	3	0	0/0	0	23.2	36	22	18	10	24	7	1	2	106	.340	0	3	0	1	1
Day Games....	8.51	4-1	17	4	0	0/0	1	30.2	54	34	29	12	34	11	1	2	144	.375	0	5	0	1	1
Night Games..	4.70	0-0	10	0	0	0/0	1	15.1	13	9	8	7	17	5	0	0	57	.228	0	2	0	0	2

## Career Statistics:

Year	ERA	W-L	App	GS	CG	SHO/CBO	SV	IP	H	R	ER	BB	SO	2B	3B	HR	BF	B/Avg	WP	HBP	SFA	SHA
2005....	7.24	4-1	27	4	0	0/0	2	46.0	67	43	37	19	51	16	1	2	231	.333	0	7	1	3
<b>TOTAL...</b>	<b>7.24</b>	<b>4-1</b>	<b>27</b>	<b>4</b>	<b>0</b>	<b>0/0</b>	<b>2</b>	<b>46.0</b>	<b>67</b>	<b>43</b>	<b>37</b>	<b>19</b>	<b>51</b>	<b>16</b>	<b>1</b>	<b>2</b>	<b>231</b>	<b>.333</b>	<b>0</b>	<b>7</b>	<b>1</b>	<b>3</b>

## Single-Game Career Highs:

Category ..... 2005 Best  
Innings ..... 5.1 (Arizona; 2/15)  
Runs Allowed ..... 6 (LSU; 3/13)  
ER Allowed ..... 5 - 2x (LSU; 3/13)  
K's ..... 6 (LSU; 3/13)  
BB ..... 3 (USC; 3/24)  
Hits Allowed ..... 7 (WIU; 3/13)  
WP ..... None  
HBP ..... 1 - 5x (WSU; 5/29)  
Pitches ..... 90 (Arizona; 2/15)



# #49 • Brett Bordes

LHP • L/L • 5-10 • 165 • Junior - 2V • Mesa, Ariz. (Dobson)

\*\*2005 All-Pac-10 Candidate\*\*

**SEASON/CAREER HIGHLIGHTS:** Is 5-5 with two saves and a 3.86 ERA in a team-high 30 pitching appearances this season... has made 26 relief appearances and four starts this season... heads into the postseason having pitched in each of ASU's last six games and seven of the last nine... ranks ninth in ASU single-season history with 30 appearances... is 4-2 with a 3.75 ERA in 15 appearances in Pac-10 play (24.0 IP)... holding opponents to a .241 batting average... has struck out 40 and walked only 21 in 63.0 IP (1.9 K/BB Ratio)... ranks among the Pac-10 leaders with only 20 walks allowed... entered the season with 59 walks in 61.2 career innings

pitched, but has shown improved control on the mound this season... over his last 22 relief appearances, has allowed only seven runs in 35.1 IP for a 1.78 ERA... in 26 relief appearances he has gone 5-1 with two saves and a 2.87 ERA... has inherited 37 base runners and allowed 15 to score (41%)... has made four starts this season, going 0-4 with a 6.75 ERA... has received poor run support in his four starts (3.0 rpg)... allowed only one hit and struck out four in three scoreless innings against Ohio State (3/6) for his first save of the year... struck out three and allowed only one hit in 3.1 scoreless innings against No. 6 Oregon State (5/1). **Career** -- Owns a 9-7 career pitching record in 70 appearances (12 starts) with a 4.98 ERA... needs three more appearances to crack the top six in ASU career history for pitching appearances... has recorded 105 strikeouts and 80 walks in 124.2 innings... has held opponents to a .247 batting average... has appeared in two NCAA Tournament games in 2003 and 2004, posting a 0.00 ERA in 3.2 innings.

## 2005 Game-by-Game Statistics:

Date	Opponent	GS	IP	H	R	ER	BB	SO	2B	3B	HR	WP	BK	HBP	IBB	Score	W-L	SV	ERA	P/K
Jan 30, 2005	Long Beach State	*	4.0	6	3	0	0	4	0	0	1	0	0	0	0	1-11	0-1	0	0.00	62/45
Feb 06, 2005	Oregon State	*	4.1	6	6	4	2	2	3	0	1	0	0	0	0	6-12	0-2	0	4.32	90/58
Feb 13, 2005	vs Gonzaga		4.2	3	0	0	0	3	0	0	0	0	0	0	0	0-2	0-2	0	2.77	54/39
Feb 15, 2005	at Arizona		2.1	3	3	3	1	2	0	0	1	0	1	0	0	6-7	0-2	0	4.11	45/29
Feb 19, 2005	at Tulane		1.0	3	2	2	1	0	1	0	0	0	0	0	1	2-7	0-2	0	4.96	29/18
Feb 20, 2005	at Tulane		3.2	2	3	3	1	1	0	0	1	0	0	0	0	3-9	0-2	0	5.40	65/38
Feb 23, 2005	at Arizona		1.1	0	0	0	0	0	0	0	0	0	0	0	0	5-11	0-2	0	5.06	13/9
Feb 26, 2005	Baylor		2.0	3	1	1	1	0	1	0	0	0	0	0	0	12-4	1-2	0	5.01	39/23
Feb 27, 2005	Baylor		0.1	0	0	0	0	0	0	0	0	0	0	0	0	7-8	1-2	0	4.94	4/2
Mar 06, 2005	vs Ohio State		3.0	1	0	0	1	4	0	0	0	0	0	0	0	3-0	1-2	1	4.39	44/27
Mar 11, 2005	at LSU		2.1	1	0	0	0	3	0	0	0	0	0	0	0	5-6	1-2	1	4.03	32/19
Mar 13, 2005	vs Western Illinois		1.1	1	0	0	0	0	0	0	0	0	0	0	0	30-13	1-2	1	3.86	16/10
Mar 20, 2005	Oklahoma		3.0	3	0	0	1	2	0	0	0	0	0	0	0	6-5	1-2	1	3.51	43/27
Mar 24, 2005	at USC		0.0	0	2	2	2	0	0	0	0	0	0	1	0	8-9	1-3	1	4.05	13/2
Mar 26, 2005	at USC		1.0	2	0	0	0	0	1	0	0	0	0	0	0	2-1	2-3	1	3.93	21/14
Apr 03, 2005	Wright State		1.0	1	0	0	0	1	0	0	0	0	0	0	0	14-1	2-3	1	3.82	18/9
Apr 09, 2005	at California-1		3.1	3	2	2	1	0	1	0	1	0	0	1	0	11-7	3-3	1	3.96	39/23
Apr 09, 2005	at California-2		0.0	1	0	0	0	0	0	0	0	0	0	0	0	3-7	3-3	1	3.96	3/2
Apr 16, 2005	Stanford		1.0	0	1	1	1	0	0	0	0	0	0	0	0	6-5	3-3	1	4.08	12/6
Apr 17, 2005	Stanford		1.0	1	0	0	0	0	0	0	0	0	0	0	0	10-9	3-3	1	3.98	13/8
Apr 23, 2005	UCLA		3.0	1	0	0	0	4	0	0	0	0	0	0	0	16-2	3-3	2	3.71	46/29
Apr 29, 2005	at Oregon State		0.1	0	0	0	0	1	0	0	0	0	0	0	0	5-6	3-3	2	3.68	6/4
May 01, 2005	at Oregon State		3.1	1	0	0	1	3	1	0	0	0	0	0	1	1-5	3-3	2	3.42	39/22
May 04, 2005	Utah Valley State	*	4.2	5	4	4	1	2	2	0	0	0	0	0	0	6-9	3-4	2	3.81	66/44
May 16, 2005	Arizona	*	3.0	4	5	4	1	1	3	0	0	1	0	0	0	1-18	3-5	2	4.25	53/30
May 20, 2005	at Washington		2.2	0	0	0	3	4	0	0	0	1	0	0	1	4-6	3-5	2	4.06	49/26
May 21, 2005	at Washington		0.0	1	1	1	0	0	0	0	1	0	0	0	0	3-5	3-5	2	4.21	4/2
May 22, 2005	at Washington		2.0	0	0	0	2	1	0	0	0	0	0	0	0	2-1	4-5	2	4.07	27/13
May 27, 2005	Washington State		2.0	2	0	0	0	1	0	0	0	0	0	0	0	8-2	4-5	2	3.94	22/16
May 28, 2005	Washington State		1.1	2	0	0	1	1	0	0	0	0	0	0	0	16-6	5-5	2	3.86	27/16
<b>Totals</b>		<b>4</b>	<b>63.0</b>	<b>56</b>	<b>33</b>	<b>27</b>	<b>21</b>	<b>40</b>	<b>13</b>	<b>0</b>	<b>6</b>	<b>2</b>	<b>1</b>	<b>2</b>	<b>3</b>	<b>202-194</b>	<b>5-5</b>	<b>2</b>	<b>3.86</b>	

## 2005 Pitching Breakdown:

	ERA	W-L	APP	GS	CG	SHO/CBO	SV	IP	H	R	ER	BB	SO	2B	3B	HR	AB	B/Avg	WP	HBP	BK	SFA	SHA
Starter.....	6.75	0-4	4	4	0	0/0	0	16.0	21	18	12	4	9	8	0	2	67	.313	1	0	0	1	3
Reliever.....	2.87	5-1	26	0	0	0/1	2	47.0	35	15	15	17	31	5	0	4	165	.212	1	2	1	1	3
Pac-10.....	3.75	4-2	15	1	0	0/0	1	24.0	18	11	10	12	16	6	0	2	84	.214	2	2	0	1	3
Non-Conf.....	3.92	1-3	15	3	0	0/1	1	39.0	38	22	17	9	24	7	0	4	148	.257	0	0	1	1	3
Home.....	4.11	2-4	13	4	0	0/0	1	30.2	34	20	14	8	18	9	0	2	122	.279	1	0	0	1	4
Away.....	3.62	3-1	17	0	0	0/1	1	32.1	22	13	13	13	22	4	0	4	110	.200	1	2	1	1	2
Day Games....	3.38	4-2	20	2	0	0/1	1	42.2	41	21	16	12	23	8	0	6	159	.258	0	1	1	1	3
Night Games..	4.87	1-3	10	2	0	0/0	1	20.1	15	12	11	9	17	5	0	0	73	.205	2	1	0	1	3

## Career Statistics:

Year	ERA	W-L	App	GS	CG	SHO/CBO	SV	IP	H	R	ER	BB	SO	2B	3B	HR	BF	B/Avg	WP	HBP	SFA	SHA
2003....	3.21	1-1	27	0	0	0/2	0	28.0	21	12	10	28	27	2	0	2	132	.210	1	2	0	2
2004....	8.55	3-1	13	8	0	0/1	1	33.2	39	33	32	31	38	8	0	3	176	.285	2	5	1	2
2005....	3.86	5-5	30	4	0	0/1	2	63.0	56	33	27	21	40	13	0	6	263	.241	2	2	2	6
<b>TOTAL...</b>	<b>4.98</b>	<b>9-7</b>	<b>70</b>	<b>12</b>	<b>0</b>	<b>0/4</b>	<b>3</b>	<b>124.2</b>	<b>116</b>	<b>78</b>	<b>69</b>	<b>80</b>	<b>105</b>	<b>23</b>	<b>0</b>	<b>11</b>	<b>571</b>	<b>.247</b>	<b>5</b>	<b>9</b>	<b>3</b>	<b>10</b>

## Single-Game Career Highs:

Category .....	2005 Best .....	Career Best (last) .....
Innings .....	4.2 - 2x (UVSC; 5/4) .....	6.0 - 2x (WASH; 3/27/04) .....
Runs Allowed .....	6 (OSU; 2/6) .....	6 - 3x (OSU; 2/6/05) .....
ER Allowed .....	4 - 2x (ARIZ; 5/16) .....	6 - 2x (ARIZ; 5/23/04) .....
K's .....	4 - 4x (WASH; 5/20) .....	10 (Arizona; 2/24/04) .....
BB .....	3 (WASH; 5/20) .....	5 (WASH; 3/27/04) .....
Hits Allowed .....	6 - 2x (OSU; 2/6) .....	6 - 3x (OSU; 2/6/05) .....
WP .....	1 - 2x (WASH; 5/20) .....	1 - 5x (WASH; 5/20/05) .....
HBP .....	1 - 2x (Cal; 4/9) .....	2 (Cal; 3/20/04) .....
Pitches .....	90 (OSU; 2/6) .....	106 (WASH; 3/27/04) .....

## ASU Single-Season Appearances:

1.	Noah Peery, 1994 .....	39
2.	Chuck Crumpton, 1998 .....	36
3.	Ryan Bradley, 1997 .....	35
4.	Ryan Bradley, 1996 .....	34
	Kevin Dukes, 1981 .....	34
6.	Dave Graybill, 1984 .....	33
7.	Rusty Kilgo, 1988 .....	31
	Linty Ingram, 1987 .....	31
9.	<b>Brett Bordes, 2005 .....</b>	<b>30</b>
	Ryan Schroyer, 2003 .....	30



# #40 • Pat Bresnehan

RHP • 6-1 • 200 • Sophomore - 1V • Sherborn, Mass. (Dover-Sherborn)

**\*\*All-Pac-10 Candidate • Pac-10 Pitcher of the Week (3/29)\*\***

**SEASON/CAREER HIGHLIGHTS:** Is 3-4 with one save and a 5.57 ERA in 24 games (11 starts) this season... in 76.0 IP has struck out 70 and walked 28... averaging 8.29 strikeouts per nine innings pitched... all four of his losses have come in night games... as a starter is 3-4 with a 5.81 ERA... as a reliever is 0-0 with a 5.14 ERA in 28.0 innings... earned his first save of the year and sixth of his career by allowing only two hits in five shutout innings against Washington (5/22)... matched his career high with seven strikeouts in his last win against Wright State (4/2)... earned Pac-10 Pitcher of the Week honors after allowing only four hits and one unearned run in a complete-game victory over USC (3/25)... struck out seven in 5.1 shutout innings out of the bullpen in an extra inning loss at Arizona (2/15)... earned his first career win as a starter with six shutout innings against Ohio State (3/6). **Career** -- Is 6-6 with six saves and a 5.29 ERA in 47 career pitching appearances (12 GS)... has held opponents to a .282 batting average in 117.1 career innings pitched... has recorded 115 career strikeouts... named honorable mention All-Pac-10 in 2004 after going 3-2 with five saves and a 4.79 ERA... ranked fourth in the ASU freshman record books with five saves.

## 2005 Game-by-Game Statistics:

Date	Opponent	GS	IP	H	R	ER	BB	SO	2B	3B	HR	WP	BK	HBP	IBB	Score	W-L	SV	ERA	P/K
Jan 28, 2005	Long Beach State		1.2	1	0	0	1	2	0	0	0	0	0	2	1	3-7	0-0	0	0.00	37/19
Jan 30, 2005	Long Beach State		0.2	3	1	1	1	2	1	0	0	1	0	1	0	1-11	0-0	0	3.86	24/15
Feb 06, 2005	Oregon State		4.1	4	1	1	1	7	0	1	0	0	0	0	0	6-12	0-0	0	2.70	77/52
Feb 12, 2005	vs Oklahoma		0.0	1	0	0	0	0	0	0	0	0	1	0	0	7-5	0-0	0	2.70	4/3
Feb 15, 2005	at Arizona		5.1	2	0	0	2	7	0	0	0	0	0	0	0	6-7	0-0	0	1.50	95/61
Feb 20, 2005	at Tulane	*	3.0	4	5	5	2	1	1	0	1	0	0	1	0	3-9	0-1	0	4.20	58/33
Feb 23, 2005	at Arizona		1.0	3	1	1	0	2	0	0	1	0	0	0	0	5-11	0-1	0	4.50	22/14
Feb 26, 2005	Baylor	*	4.0	2	2	1	1	2	1	0	1	0	0	1	0	12-4	0-1	0	4.05	83/45
Mar 06, 2005	vs Ohio State	*	6.0	5	0	0	2	4	1	0	0	0	0	1	0	3-0	1-1	0	3.12	97/61
Mar 13, 2005	at LSU	*	0.1	4	4	4	3	0	0	1	1	0	0	0	0	3-20	1-2	0	4.44	33/14
Mar 20, 2005	Oklahoma	*	3.0	2	3	3	2	3	0	0	0	0	0	2	0	6-5	1-2	0	4.91	56/33
Mar 25, 2005	at USC	*	9.0	4	1	0	2	5	0	0	0	1	0	1	0	17-1	2-2	0	3.76	119/72
Apr 02, 2005	Wright State	*	5.0	5	2	2	0	7	1	0	0	0	0	0	0	11-3	3-2	0	3.74	70/49
Apr 09, 2005	at California-2	*	5.2	10	6	5	3	4	0	0	1	1	0	1	0	3-7	3-3	0	4.22	127/77
Apr 17, 2005	Stanford	*	4.0	7	3	3	2	4	0	0	1	0	0	0	0	10-9	3-3	0	4.42	62/37
Apr 24, 2005	UCLA	*	5.2	10	6	6	1	6	1	1	0	0	0	1	0	10-8	3-3	0	4.91	101/65
May 01, 2005	at Oregon State	*	2.1	4	3	2	0	1	1	0	0	1	0	0	0	1-5	3-4	0	5.02	53/31
May 14, 2005	Arizona		1.0	0	0	0	0	1	0	0	0	0	0	0	0	6-2	3-4	0	4.94	9/6
May 15, 2005	Arizona		0.1	0	0	0	1	0	0	0	0	0	0	0	0	7-16	3-4	0	4.91	10/4
May 16, 2005	Arizona		3.0	6	8	8	2	5	0	1	0	0	0	0	0	1-18	3-4	0	5.79	56/37
May 20, 2005	at Washington		2.0	6	2	2	0	1	1	0	0	0	0	1	0	4-6	3-4	0	5.88	48/30
May 22, 2005	at Washington		5.0	2	0	0	1	3	0	0	0	0	0	0	0	2-1	3-4	1	5.47	71/42
May 28, 2005	Washington State		1.1	2	2	2	1	2	1	0	0	0	0	0	0	16-6	3-4	1	5.62	24/14
May 29, 2005	Washington State		2.1	2	2	1	0	1	1	0	0	1	0	0	0	7-2	3-4	1	5.57	34/23
<b>Totals</b>		<b>11</b>	<b>76.0</b>	<b>89</b>	<b>52</b>	<b>47</b>	<b>28</b>	<b>70</b>	<b>10</b>	<b>4</b>	<b>6</b>	<b>5</b>	<b>1</b>	<b>12</b>	<b>1</b>	<b>150-175</b>	<b>3-4</b>	<b>1</b>	<b>5.57</b>	

## 2005 Pitching Breakdown:

	ERA	W-L	APP	GS	CG	SHO/CBO	SV	IP	H	R	ER	BB	SO	2B	3B	HR	AB	B/Avg	WP	HBP	BK	SFA	SHA
Starter.....	5.81	3-4	11	11	1	0/1	0	48.0	57	35	31	18	37	6	2	5	196	.291	3	8	0	0	3
Reliever.....	5.14	0-0	13	0	0	0/0	1	28.0	32	17	16	10	33	4	2	1	112	.286	2	4	1	2	0
Pac-10.....	6.26	1-2	12	5	1	0/0	1	41.2	53	33	29	13	33	5	2	2	171	.310	4	4	0	2	1
Non-Conf.....	4.72	2-2	12	6	0	0/1	0	34.1	36	19	18	15	37	5	2	4	137	.263	1	8	1	0	2
Home.....	6.94	1-0	13	5	0	0/0	0	36.1	44	30	28	13	42	6	3	2	147	.299	2	7	0	2	1
Away.....	4.31	2-4	11	6	1	0/1	1	39.2	45	22	19	15	28	4	1	4	161	.280	3	5	1	0	2
Day Games....	5.60	1-4	17	9	0	0/1	1	53.0	65	37	33	22	47	7	3	6	220	.295	4	8	1	0	2
Night Games..	5.48	2-0	7	2	1	0/0	0	23.0	24	15	14	6	23	3	1	0	88	.273	1	4	0	2	1

## Career Statistics:

Year	ERA	W-L	App	GS	CG	SHO/CBO	SV	IP	H	R	ER	BB	SO	2B	3B	HR	BF	B/Avg	WP	HBP	SFA	SHA
2004....	4.79	3-2	23	1	0	0/1	5	41.1	41	28	22	27	45	9	0	3	189	.268	4	4	1	3
2005....	5.57	3-4	24	11	1	0/1	1	76.0	89	52	47	28	70	10	4	6	353	.289	5	12	2	3
<b>TOTAL...</b>	<b>5.29</b>	<b>6-6</b>	<b>47</b>	<b>12</b>	<b>1</b>	<b>0/2</b>	<b>6</b>	<b>117.1</b>	<b>130</b>	<b>80</b>	<b>69</b>	<b>55</b>	<b>115</b>	<b>19</b>	<b>4</b>	<b>9</b>	<b>542</b>	<b>.282</b>	<b>9</b>	<b>16</b>	<b>3</b>	<b>6</b>

## Single-Game Career Highs:

Category	2005 Best	Career Best (last)
Innings	9.0 (USC; 3/25)	Same
Runs Allowed	8 (ARIZ; 5/16)	Same
ER Allowed	8 (ARIZ; 5/16)	Same
K's	7 - 3x (WRST; 4/2)	7 - 4x (WRST; 4/2/05)
BB	3 - 2x (Cal; 4/9)	4 - 2x (ORU; 4/8/04)
Hits Allowed	10 - 2x (UCLA; 4/24)	Same
WP	1 - 4x (OSU; 5/1)	1 - 8x (OSU; 5/1/05)
HBP	2 - 2x (OKLA; 3/20)	Same
Pitches	127 (Cal; 4/9)	Same



# #31 • Kevin Dryanski

RHP • R/R • 6-1 • 225 • Junior - TR • Phoenix, Ariz. (Hutchinson CC)

**SEASON HIGHLIGHTS:** Junior right-hander who has appeared in 10 games this season... is 0-0 with a 4.67 ERA... prior to the Arizona series had a 3.07 ERA, but in two games against the Wildcats gave up six hits and four runs in 1.2 innings... in his last outing he posted a scoreless inning with one strikeout against Washington State (5/28)... struck out two and allowed only one run in three innings against top-ranked Tulane (2/18)... struck out two and allowed one run in two innings at nationally ranked LSU (3/13)... registered a 2.92 ERA in seven appearances in non-conference games... in four night games he has posted a 2.57 ERA by giving up

just seven hits and two earned runs in 7.0 innings... junior college transfer from Hutchinson (Kansas) Community College... high school teammates (Mountain Pointe HS) with ASU sophomore Seth Dhaenens.

## 2005 Game-by-Game Statistics:

Date	Opponent	GS	IP	H	R	ER	BB	SO	2B	3B	HR	WP	BK	HBP	IBB	Score	W-L	SV	ERA	P/K
Jan 28, 2005	Long Beach State		1.0	0	2	0	0	0	0	0	0	1	0	2	0	3-7	0-0	0	0.00	12/8
Feb 18, 2005	at Tulane		3.0	4	1	1	1	2	0	0	0	1	0	0	0	2-8	0-0	0	2.25	55/31
Feb 23, 2005	at Arizona		2.1	5	2	2	0	1	1	0	1	0	0	0	0	5-11	0-0	0	4.26	37/24
Mar 11, 2005	at LSU		2.0	1	0	0	0	0	0	0	0	0	0	0	0	5-6	0-0	0	3.24	26/17
Mar 13, 2005	vs Western Illinois		1.0	1	0	0	0	1	0	0	0	0	0	0	0	30-13	0-0	0	2.89	17/11
Mar 13, 2005	at LSU		2.0	3	1	1	1	2	1	1	0	0	0	0	0	3-20	0-0	0	3.18	30/19
Apr 03, 2005	Wright State		1.0	0	0	0	0	0	0	0	0	0	0	0	0	14-1	0-0	0	2.92	15/9
Apr 09, 2005	at California-2		2.1	3	1	1	0	0	0	0	1	0	0	0	0	3-7	0-0	0	3.07	24/15
May 15, 2005	Arizona		1.2	5	3	3	0	1	0	2	1	0	0	0	0	7-16	0-0	0	4.41	26/18
May 16, 2005	Arizona		0.0	1	1	1	0	0	1	0	0	1	0	0	0	1-18	0-0	0	4.96	2/1
May 28, 2005	Washington State		1.0	1	0	0	2	1	0	0	0	0	0	0	0	16-6	0-0	0	4.67	27/13
<b>Totals</b>		<b>0</b>	<b>17.1</b>	<b>24</b>	<b>11</b>	<b>9</b>	<b>4</b>	<b>8</b>	<b>3</b>	<b>3</b>	<b>3</b>	<b>3</b>	<b>0</b>	<b>2</b>	<b>0</b>	<b>89-113</b>	<b>0-0</b>	<b>0</b>	<b>4.67</b>	

## 2005 Pitching Breakdown:

	ERA	W-L	APP	GS	CG	SHO/CBO	SV	IP	H	R	ER	BB	SO	2B	3B	HR	AB	B/Avg	WP	HBP	BK	SFA	SHA
Reliever.....	4.67	0-0	11	0	0	0/0	0	17.1	24	11	9	4	8	3	3	3	66	.364	3	2	0	1	4
Pac-10.....	9.00	0-0	4	0	0	0/0	0	5.0	10	5	5	2	2	1	2	2	21	.476	1	0	0	1	1
Non-Conf.....	2.92	0-0	7	0	0	0/0	0	12.1	14	6	4	2	6	2	1	1	45	.311	2	2	0	0	3
Home.....	7.71	0-0	5	0	0	0/0	0	4.2	7	6	4	2	2	1	2	1	18	.389	2	2	0	1	2
Away.....	3.55	0-0	6	0	0	0/0	0	12.2	17	5	5	2	6	2	1	2	48	.354	1	0	0	0	2
Day Games....	6.10	0-0	6	0	0	0/0	0	10.1	17	7	7	1	5	2	3	3	41	.415	0	0	0	1	1
Night Games..	2.57	0-0	5	0	0	0/0	0	7.0	7	4	2	3	3	1	0	0	25	.280	3	2	0	0	3

## Career Statistics:

Year	ERA	W-L	App	GS	CG	SHO/CBO	SV	IP	H	R	ER	BB	SO	2B	3B	HR	BF	B/Avg	WP	HBP	SFA	SHA
2005....	4.67	0-0	11	0	0	0/0	0	17.1	24	11	9	4	8	3	3	3	77	.364	3	2	1	4
<b>TOTAL...</b>	<b>4.67</b>	<b>0-0</b>	<b>11</b>	<b>0</b>	<b>0</b>	<b>0/0</b>	<b>0</b>	<b>17.1</b>	<b>24</b>	<b>11</b>	<b>9</b>	<b>4</b>	<b>8</b>	<b>3</b>	<b>3</b>	<b>3</b>	<b>77</b>	<b>.364</b>	<b>3</b>	<b>2</b>	<b>1</b>	<b>4</b>

## Single-Game Career Highs:

Category .....	2005 Best
Innings .....	3.0 (Tulane; 2/18)
Runs Allowed .....	3 (ARIZ; 5/15)
ER Allowed .....	3 (ARIZ; 5/15)
K's .....	2 - 2x (LSU; 3/13)
BB .....	2 (WSU; 5/28)
Hits Allowed .....	5 - 2x (ARIZ; 5/15)
WP .....	1 - 3x (ARIZ; 5/16)
HBP .....	2 (LBSU; 1/28)
Pitches .....	55 (Tulane; 2/18)





# #17 • Seth Garrison

RHP • B/R • 6-3 • 195 • Freshman - HS • Coppell, Texas (Coppell HS)

**SEASON HIGHLIGHTS:** Hard-throwing freshman right-hander from Coppell, Texas... was a high school All-American shortstop and is spending his first year dedicated to being a pitcher... has appeared in 13 games, with one start and 12 relief appearances... is 0-0 with one save and a 5.50 ERA... has struck out 21 and walked 10 in 17.2 innings... in six appearances in Pac-10 play has posted a 2.16 ERA... earned his first career save by giving up one hit and striking out five in four scoreless innings against Western Illinois (3/12)... struck out two in a perfect inning of work against top-ranked Tulane (2/19)... in first career start against Washington (5/22)

struck out three and allowed only one run in two innings while recording the no-decision... heads into the postseason having given up only one run in his last six appearances (11.0 IP).

## 2005 Game-by-Game Statistics:

Date	Opponent	GS	IP	H	R	ER	BB	SO	2B	3B	HR	WP	BK	HBP	IBB	Score	W-L	SV	ERA	P/K
Jan 30, 2005	Long Beach State		1.1	4	5	5	2	2	3	0	0	0	0	1	0	1-11	0-0	0	33.75	36/22
Feb 19, 2005 at	Tulane		1.0	0	0	0	0	2	0	0	0	0	0	0	0	2-7	0-0	0	19.29	13/8
Feb 23, 2005 at	Arizona		0.1	2	2	2	1	0	1	1	0	0	0	0	1	5-11	0-0	0	23.62	8/6
Feb 26, 2005	Baylor		0.1	2	1	1	0	1	1	0	0	0	1	0	0	12-4	0-0	0	24.00	12/8
Mar 12, 2005 vs	Western Illinois		4.0	1	0	0	2	5	1	0	0	0	0	0	0	19-1	0-0	1	10.29	73/44
Mar 24, 2005 at	USC		0.0	2	0	0	0	0	0	0	0	0	0	0	0	8-9	0-0	1	10.29	3/3
Apr 02, 2005	Wright State		2.0	2	1	1	0	3	1	0	0	0	0	0	0	11-3	0-0	1	9.00	37/22
Apr 09, 2005 at	California-2		0.0	1	0	0	0	0	0	0	0	0	0	0	0	3-7	0-0	1	9.00	2/1
Apr 29, 2005 at	Oregon State		2.2	2	0	0	1	1	0	0	0	0	0	0	0	5-6	0-0	1	6.94	52/30
May 04, 2005	Utah Valley State		0.2	2	1	0	0	2	0	0	0	0	0	0	0	6-9	0-0	1	6.57	22/14
May 15, 2005	Arizona		2.1	4	3	1	0	1	0	1	0	1	0	0	0	7-16	0-0	1	6.14	50/29
May 22, 2005 at	Washington	*	2.0	2	1	1	4	3	0	0	0	0	0	0	0	2-1	0-0	1	5.94	69/40
May 28, 2005	Washington State		1.1	0	0	0	0	1	0	0	0	0	0	0	0	16-6	0-0	1	5.50	16/9
<b>Totals</b>		<b>1</b>	<b>18.0</b>	<b>24</b>	<b>14</b>	<b>11</b>	<b>10</b>	<b>21</b>	<b>7</b>	<b>2</b>	<b>0</b>	<b>1</b>	<b>1</b>	<b>1</b>	<b>1</b>	<b>97-91</b>	<b>0-0</b>	<b>1</b>	<b>5.50</b>	

## 2005 Pitching Breakdown:

	ERA	W-L	APP	GS	CG	SHO/CBO	SV	IP	H	R	ER	BB	SO	2B	3B	HR	AB	B/Avg	WP	HBP	BK	SFA	SHA
Starter.....	4.50	0-0	1	1	0	0/0	0	2.0	2	1	1	4	3	0	0	0	8	.250	0	0	0	0	0
Reliever.....	5.62	0-0	12	0	0	0/0	1	16.0	22	13	10	6	18	7	2	0	69	.319	1	1	1	0	2
Pac-10.....	2.16	0-0	6	1	0	0/0	0	8.1	11	4	2	5	6	0	1	0	35	.314	1	0	0	0	1
Non-Conf.....	8.38	0-0	7	0	0	0/0	1	9.2	13	10	9	5	15	7	1	0	42	.310	0	1	1	0	1
Home.....	9.00	0-0	6	0	0	0/0	0	8.0	14	11	8	2	10	5	1	0	38	.368	1	1	1	0	2
Away.....	2.70	0-0	7	1	0	0/0	1	10.0	10	3	3	8	11	2	1	0	39	.256	0	0	0	0	0
Day Games....	7.94	0-0	8	1	0	0/0	1	11.1	16	12	10	9	14	6	2	0	49	.327	1	1	1	0	2
Night Games..	1.35	0-0	5	0	0	0/0	0	6.2	8	2	1	1	7	1	0	0	28	.286	0	0	0	0	0

## Career Statistics:

Year	ERA	W-L	App	GS	CG	SHO/CBO	SV	IP	H	R	ER	BB	SO	2B	3B	HR	BF	B/Avg	WP	HBP	SFA	SHA
2005....	5.50	0-0	13	1	0	0/0	1	18.0	24	14	11	10	21	7	2	0	90	.312	1	1	0	2
<b>TOTAL...</b>	<b>5.50</b>	<b>0-0</b>	<b>13</b>	<b>1</b>	<b>0</b>	<b>0/0</b>	<b>1</b>	<b>18.0</b>	<b>24</b>	<b>14</b>	<b>11</b>	<b>10</b>	<b>21</b>	<b>7</b>	<b>2</b>	<b>0</b>	<b>90</b>	<b>.312</b>	<b>1</b>	<b>1</b>	<b>0</b>	<b>2</b>

## Single-Game Career Highs:

Category .....	2005 Best
Innings .....	4.0 (WIU; 3/12)
Runs Allowed .....	5 (LBSU; 1/30)
ER Allowed .....	5 (LBSU; 1/30)
K's .....	5 (WIU; 3/12)
BB .....	2 - 2x (WIU; 3/12)
Hits Allowed .....	4 (LBSU; 1/30)
WP .....	1 (ARIZ; 5/15)
HBP .....	1 (LBSU; 1/30)
Pitches .....	73 (WIU; 3/12)



# #47 • Ty Marotz

RHP • R/R • 6-2 • 200 • Senior - 1V • Crystal Lake, Ill. (Mesa CC)

**SEASON/CAREER HIGHLIGHTS:** Senior right-hander who is 2-1 with a 3.81 ERA... has struck out 25 and walked only five in 26.0 innings (15 appearances)... in 14 games as a reliever is 2-1 with a 3.54 ERA... made one start, giving up six hits and three runs in 5.2 innings against New Mexico State (2/7)... struck out three and allowed two hits in 3.1 scoreless innings in regular season finale against Washington State (5/29)... gave up the game-winning two-run home run to Arizona's Jordan Brown in the bottom of the 14th inning (2/15)... struck out three and allowed one hit in 2.2 shutout innings at USC (3/24)... missed almost a month of the season in late

Feb./early Mar. with a sore shoulder... recorded his first career win as a Sun Devil by striking out two in one inning in a come-from-behind 6-5 win over nationally ranked Stanford (4/16)... also earned a win over UCLA with a scoreless inning of work (4/22). **Career** -- Has appeared in 32 games in two seasons as a Sun Devil... transferred to ASU from Mesa Community College... is 2-1 with a 4.88 ERA with 50 strikeouts and 20 walks.

## 2005 Game-by-Game Statistics:

Date	Opponent	GS	IP	H	R	ER	BB	SO	2B	3B	HR	WP	BK	HBP	IBB	Score	W-L	SV	ERA	P/K
Jan 29, 2005	Long Beach State		2.2	2	1	1	0	4	0	1	0	0	0	0	0	8-6	0-0	0	3.38	31/23
Feb 07, 2005	New Mexico State	*	5.2	6	3	3	0	3	2	0	1	0	0	0	0	11-10	0-0	0	4.32	78/54
Feb 15, 2005	at Arizona		0.2	2	2	2	0	1	0	0	1	0	0	0	0	6-7	0-1	0	6.00	14/9
Feb 19, 2005	at Tulane		1.0	2	0	0	1	1	0	0	0	0	0	0	0	2-7	0-1	0	5.40	24/13
Feb 23, 2005	at Arizona		0.1	1	1	1	0	0	0	0	0	0	0	0	0	5-11	0-1	0	6.10	8/5
Mar 24, 2005	at USC		2.2	1	0	0	1	3	0	0	0	0	0	0	0	8-9	0-1	0	4.85	41/25
Apr 01, 2005	Wright State		2.0	4	1	0	0	1	0	0	0	0	0	0	0	13-1	0-1	0	4.20	37/23
Apr 16, 2005	Stanford		1.0	1	0	0	0	2	1	0	0	0	0	0	0	6-5	1-1	0	3.94	14/10
Apr 22, 2005	UCLA		1.0	0	0	0	0	1	0	0	0	0	0	0	0	12-5	2-1	0	3.71	13/8
Apr 29, 2005	at Oregon State		1.0	3	1	1	0	0	0	0	0	0	0	0	0	5-6	2-1	0	4.00	19/11
May 04, 2005	Utah Valley State		1.0	0	0	0	0	1	0	0	0	0	0	0	0	6-9	2-1	0	3.79	10/6
May 15, 2005	Arizona		1.0	4	3	3	1	1	1	0	1	0	0	0	0	7-16	2-1	0	4.95	30/18
May 16, 2005	Arizona		1.1	1	0	0	0	3	0	0	0	0	0	0	0	1-18	2-1	0	4.64	24/15
May 20, 2005	at Washington		1.1	2	0	0	2	1	0	0	0	0	0	0	0	4-6	2-1	0	4.37	36/17
May 29, 2005	Washington State		3.1	2	0	0	0	3	0	0	0	0	0	0	0	7-2	2-1	0	3.81	34/24
<b>Totals</b>		<b>1</b>	<b>26.0</b>	<b>31</b>	<b>12</b>	<b>11</b>	<b>5</b>	<b>25</b>	<b>4</b>	<b>1</b>	<b>3</b>	<b>0</b>	<b>0</b>	<b>0</b>	<b>0</b>	<b>101-118</b>	<b>2-1</b>	<b>0</b>	<b>3.81</b>	

## 2005 Pitching Breakdown:

	ERA	W-L	APP	GS	CG	SHO/CBO	SV	IP	H	R	ER	BB	SO	2B	3B	HR	AB	B/Avg	WP	HBP	BK	SFA	SHA
Starter.....	4.76	0-0	1	1	0	0/0	0	5.2	6	3	3	0	3	2	0	1	21	.286	0	0	0	1	0
Reliever.....	3.54	2-1	14	0	0	0/0	0	20.1	25	9	8	5	22	2	1	2	80	.313	0	0	0	0	0
Pac-10.....	2.84	2-0	8	0	0	0/0	0	12.2	14	4	4	4	14	2	0	1	49	.286	0	0	0	0	0
Non-Conf.....	4.72	0-1	7	1	0	0/0	0	13.1	17	8	7	1	11	2	1	2	52	.327	0	0	0	1	0
Home.....	3.32	2-0	9	1	0	0/0	0	19.0	20	8	7	1	19	4	1	2	72	.278	0	0	0	1	0
Away.....	5.14	0-1	6	0	0	0/0	0	7.0	11	4	4	4	6	0	0	1	29	.379	0	0	0	0	0
Day Games....	7.00	0-1	6	0	0	0/0	0	9.0	13	7	7	2	10	1	1	2	36	.361	0	0	0	0	0
Night Games..	2.12	2-0	9	1	0	0/0	0	17.0	18	5	4	3	15	3	0	1	65	.277	0	0	0	1	0

## Career Statistics:

Year	ERA	W-L	App	GS	CG	SHO/CBO	SV	IP	H	R	ER	BB	SO	2B	3B	HR	BF	B/Avg	WP	HBP	SFA	SHA
2004....	6.14	0-0	17	3	0	0/1	0	22.0	24	17	15	15	25	2	0	5	104	.276	4	0	2	0
2005....	3.81	2-1	15	1	0	0/0	0	26.0	31	12	11	5	25	4	1	3	107	.307	0	0	1	0
<b>TOTAL...</b>	<b>4.88</b>	<b>2-1</b>	<b>32</b>	<b>4</b>	<b>0</b>	<b>0/1</b>	<b>0</b>	<b>48.0</b>	<b>55</b>	<b>29</b>	<b>26</b>	<b>20</b>	<b>50</b>	<b>6</b>	<b>1</b>	<b>8</b>	<b>211</b>	<b>.293</b>	<b>4</b>	<b>0</b>	<b>3</b>	<b>0</b>

## Single-Game Career Highs:

Category .....	2005 Best .....	Career Best (last)
Innings .....	5.2 (NMSU; 2/7) .....	Same
Runs Allowed .....	3 (NMSU; 2/7) .....	3 - 4x (NMSU; 2/7/05)
ER Allowed .....	3 (NMSU; 2/7) .....	3 - 2x (NMSU; 2/7/05)
K's .....	4 (LBSU; 1/29) .....	5 (NMSU; 5/19/04)
BB .....	1 - 2x (USC; 3/24) .....	2 - 2x (NMSU; 5/19/04)
Hits Allowed .....	6 (NMSU; 2/7) .....	7 (NMSU; 5/19/04)
WP .....	None .....	1 - 3x (STAN; 5/30/04)
HBP .....	None .....	None
Pitches .....	78 (NMSU; 2/7) .....	Same



# #41 • Josh Satow

LHP • 5-9 • 160 • Freshman - HS • Scottsdale, Ariz. (Desert Mountain)

**2005 HIGHLIGHTS:** Freshman southpaw who has seen action in four games this season... earned a victory in his ASU debut giving up nine hits and nine runs (six earned) in five innings against Western Illinois (3/13)... threw two shutout innings against Wright State (4/1) in his home debut... in two Pac-10 games is 0-0 with a 0.00 ERA... worked a scoreless inning and allowed only one hit against nationally ranked Arizona (5/16)... one of three freshman Sun Devils that prepped at Desert Mountain High School.

## 2005 Game-by-Game Statistics:

Date	Opponent	GS	IP	H	R	ER	BB	SO	2B	3B	HR	WP	BK	HBP	IBB	Score	W-L	SV	ERA	P/K
Mar 13, 2005	vs Western Illinois		5.0	9	9	6	3	1	0	0	1	0	0	0	0	30-13	1-0	0	10.80	88/50
Apr 01, 2005	Wright State		2.0	2	0	0	1	0	1	0	0	0	0	0	0	13-1	1-0	0	7.71	28/14
May 15, 2005	Arizona		0.0	1	0	0	1	0	0	0	0	0	0	0	0	7-16	1-0	0	7.71	7/2
May 16, 2005	Arizona		1.0	1	0	0	0	0	0	0	0	0	0	0	0	1-18	1-0	0	6.75	15/8
<b>Totals</b>		<b>0</b>	<b>8.0</b>	<b>13</b>	<b>9</b>	<b>6</b>	<b>5</b>	<b>1</b>	<b>1</b>	<b>0</b>	<b>1</b>	<b>0</b>	<b>0</b>	<b>0</b>	<b>0</b>	<b>51-48</b>	<b>1-0</b>	<b>0</b>	<b>6.75</b>	

## 2005 Pitching Breakdown:


	ERA	W-L	APP	GS	CG	SHO/CBO	SV	IP	H	R	ER	BB	SO	2B	3B	HR	AB	B/Avg	WP	HBP	BK	SFA	SHA
Reliever.....	6.75	1-0	4	0	0	0/0	0	8.0	13	9	6	5	1	1	0	1	36	.361	0	0	0	1	0
Pac-10.....	0.00	0-0	2	0	0	0/0	0	1.0	2	0	0	1	0	0	0	0	5	.400	0	0	0	0	0
Non-Conf.....	7.71	1-0	2	0	0	0/0	0	7.0	11	9	6	4	1	1	0	1	31	.355	0	0	0	1	0
Home.....	0.00	0-0	3	0	0	0/0	0	3.0	4	0	0	2	0	1	0	0	12	.333	0	0	0	0	0
Away.....	10.80	1-0	1	0	0	0/0	0	5.0	9	9	6	3	1	0	0	1	24	.375	0	0	0	1	0
Day Games....	10.80	1-0	2	0	0	0/0	0	5.0	10	9	6	4	1	0	0	1	25	.400	0	0	0	1	0
Night Games..	0.00	0-0	2	0	0	0/0	0	3.0	3	0	0	1	0	1	0	0	11	.273	0	0	0	0	0

## Career Statistics:

Year	ERA	W-L	App	GS	CG	SHO/CBO	SV	IP	H	R	ER	BB	SO	2B	3B	HR	BF	B/Avg	WP	HBP	SFA	SHA
2005....	6.75	1-0	4	0	0	0/0	0	8.0	13	9	6	5	1	1	0	1	42	.361	0	0	1	0
<b>TOTAL...</b>	<b>6.75</b>	<b>1-0</b>	<b>4</b>	<b>0</b>	<b>0</b>	<b>0/0</b>	<b>0</b>	<b>8.0</b>	<b>13</b>	<b>9</b>	<b>6</b>	<b>5</b>	<b>1</b>	<b>1</b>	<b>0</b>	<b>1</b>	<b>42</b>	<b>.361</b>	<b>0</b>	<b>0</b>	<b>1</b>	<b>0</b>

## Single-Game Career Highs:

Category .....	2005 Best
Innings .....	5.0 (WIU; 3/13)
Runs Allowed .....	9 (WIU; 3/13)
ER Allowed .....	6 (WIU; 3/13)
K's .....	1 (WIU; 3/13)
BB .....	3 (WIU; 3/13)
Hits Allowed .....	9 (WIU; 3/13)
WP .....	None
HBP .....	None
Pitches .....	88 (WIU; 3/13)



# #34 • Jason Urquidez

RHP • 6-2 • 170 • Senior - 1V • Simi Valley, Calif. (Central Arizona)

\*\*2005 All-Pac-10 Candidate • Clemens Award Watch List\*\*

**CAREER HIGHLIGHTS:** Is 20-7 with two saves and a 3.80 ERA in 42 games (30 starts) in two seasons as a Sun Devil... ASU is 30-12 when Urquidez appears in a game over the last two years... owns a career 6-5 record with a 3.91 ERA in 17 appearances (15 starts) in Pac-10 play... is 1-0 with a 5.06 ERA in the NCAA Tournament with a win over Minnesota... named first-team All-Pac-10 and honorable mention All-America by CollegeBaseballInsider.com after going 12-3 with a 3.41 ERA in 2004... part of an elite class of eight returning pitchers in the NCAA to have recorded 12 or more wins last season... drafted in the 11th round (318th overall) by the Cincinnati Reds in the 2004 MLB Draft... earned Pac-10 and National Pitcher of the Week honors with a complete-game, three-hitter over No. 1 and defending national champion Rice (2/22/04).

**2005 HIGHLIGHTS:** Senior right-hander who is 8-4 with two saves and a 4.21 ERA in 23 games (12 starts) this season... leads the team with 75 strikeouts in a 94.0 innings... opponents are batting only .257 off him... in his last eight starts is 4-1 and has combined to allow 16 earned runs in 47.1 innings (3.03 ERA)... in 12 starts he is 5-2 with a 4.52 ERA... has lasted five or more innings in 10 of his 12 starts... is 3-2 with a team-leading 3.23 ERA in Pac-10 play... boasts a 3-2 record with two saves and a 3.33 ERA in 11 games out of the bullpen... scattered seven hits and two runs in seven innings in his last start of the regular season against Washington State to pick up his 20th career victory... threw 6.1 shutout innings against Washington and left with a 3-0 lead, but did not factor into the decision as UW won 5-3 with a ninth-inning rally... allowed only one run in 6.1 innings against No. 6 Oregon State (4/30)... earned the save over Stanford (4/17) to clinch the series sweep over the Cardinal with 1.1 scoreless innings just a day after starting and throwing 96 pitches in 6.0 innings... allowed only one run in eight innings while recording no-decision at USC (3/26)... recorded season-high nine strikeouts in 5.1 hitless innings out of the bullpen against No. 4 North Carolina (3/4).

## 2005 Game-by-Game Statistics:

Date	Opponent	GS	IP	H	R	ER	BB	SO	2B	3B	HR	WP	BK	HBP	IBB	Score	W-L	SV	ERA	P/K	
Jan 29, 2005	Long Beach State	*	5.0	10	5	5	1	4	4	0	0	0	0	0	0	8-6	0-0	0	9.00	74/49	
Feb 05, 2005	Gonzaga	*	7.0	6	5	4	1	4	3	0	1	0	1	1	0	10-8	1-0	0	6.75	107/73	
Feb 12, 2005	vs Oklahoma	*	5.1	9	5	4	1	3	1	0	0	1	0	0	0	7-5	1-0	0	6.75	80/53	
Feb 18, 2005	at Tulane	*	5.0	6	7	6	6	7	2	1	1	1	0	0	1	2-8	1-1	0	7.66	115/66	
Feb 20, 2005	at Tulane		0.1	1	0	0	0	1	1	0	0	0	0	1	0	3-9	1-1	0	7.54	15/8	
Feb 23, 2005	at Arizona		1.0	0	0	0	0	0	0	0	0	0	0	0	0	5-11	1-1	0	7.23	12/7	
Feb 25, 2005	Baylor		3.0	1	0	0	2	4	0	0	0	0	0	0	1	5-3	2-1	0	6.41	39/23	
Feb 27, 2005	Baylor		4.1	2	3	0	3	2	0	0	0	1	0	0	1	7-8	2-2	0	5.52	80/47	
Mar 04, 2005	vs North Carolina		5.1	0	0	0	3	9	0	0	0	0	0	0	0	4-3	3-2	0	4.71	84/53	
Mar 13, 2005	at LSU		2.2	7	9	7	2	2	1	0	4	0	0	0	0	3-20	3-2	0	6.00	62/37	
Mar 18, 2005	Oklahoma		1.1	2	0	0	0	1	1	0	0	0	0	0	0	5-4	4-2	0	5.80	22/13	
Mar 20, 2005	Oklahoma		2.0	2	0	0	1	2	1	0	0	0	0	0	0	6-5	4-2	1	5.53	37/20	
Mar 26, 2005	at USC	*	8.0	6	1	1	2	1	1	0	1	0	0	1	0	2-1	4-2	1	4.83	114/65	
Apr 03, 2005	Wright State	*	4.0	3	1	1	2	7	0	0	0	1	0	0	0	14-1	5-2	1	4.64	69/44	
Apr 10, 2005	at California		2.2	3	2	2	4	3	0	0	0	0	0	1	1	3-4	5-3	1	4.74	57/27	
Apr 16, 2005	Stanford	*	6.0	8	4	4	0	8	1	0	0	1	1	1	0	6-5	5-3	1	4.86	96/65	
Apr 17, 2005	Stanford		1.1	1	0	0	0	1	0	0	0	0	0	0	0	10-9	5-3	2	4.76	12/9	
Apr 23, 2005	UCLA	*	6.0	6	2	2	3	5	0	0	1	0	0	0	0	16-2	6-3	2	4.61	113/68	
Apr 30, 2005	at Oregon State	*	6.1	5	1	1	3	3	1	0	0	0	0	0	0	3-1	7-3	2	4.34	103/62	
May 04, 2005	Utah Valley State		0.1	0	0	0	1	0	0	0	0	0	0	0	0	6-9	7-3	2	4.32	9/3	
May 15, 2005	Arizona	*	3.2	4	7	5	2	1	1	0	1	0	0	0	0	7-16	7-4	2	4.69	71/41	
May 21, 2005	at Washington	*	6.1	3	0	0	4	3	0	0	0	0	0	2	0	3-5	7-4	2	4.34	112/60	
May 27, 2005	Washington State	*	7.0	7	2	2	2	4	2	0	0	0	0	0	0	8-2	8-4	2	4.21	102/68	
Totals			12	94.0	92	54	44	43	75	20	1	9	5	2	7	4	143-145	8-4	2	4.21	

## 2005 Pitching Breakdown:

	ERA	W-L	APP	GS	CG	SHO/CBO	SV	IP	H	R	ER	BB	SO	2B	3B	HR	AB	B/Avg	WP	HBP	BK	SFA	SHA
Starter.....	4.52	5-2	12	12	0	0/0	0	69.2	73	40	35	27	50	16	1	5	271	.269	4	5	2	3	3
Reliever.....	3.33	3-2	11	0	0	0/0	2	24.1	19	14	9	16	25	4	0	4	87	.218	1	2	0	0	4
Pac-10.....	3.23	3-2	9	7	0	0/0	1	47.1	43	19	17	20	29	6	0	3	172	.250	1	5	1	1	4
Non-Conf.....	5.21	5-2	14	5	0	0/0	1	46.2	49	35	27	23	46	14	1	6	186	.263	4	2	1	2	3
Home.....	4.06	6-2	13	7	0	0/0	2	51.0	52	29	23	18	43	13	0	3	194	.268	3	2	2	2	6
Away.....	4.40	2-2	10	5	0	0/0	0	43.0	40	25	21	25	32	7	1	6	164	.244	2	5	0	1	1
Day Games....	4.50	3-3	15	8	0	0/0	2	60.0	62	39	30	26	37	14	0	7	236	.263	3	6	1	2	4
Night Games..	3.71	5-1	8	4	0	0/0	0	34.0	30	15	14	17	38	6	1	2	122	.246	2	1	1	1	3

## Career Statistics:

Year	ERA	W-L	App	GS	CG	SHO/CBO	SV	IP	H	R	ER	BB	SO	2B	3B	HR	BF	B/Avg	WP	HBP	SFA	SHA
2004.....	3.41	12-3	19	17	1	0/1	0	97.2	90	40	37	47	94	11	3	11	419	.251	2	6	4	4
2005.....	4.21	8-4	23	12	0	0/0	2	94.0	92	54	44	43	75	20	1	9	418	.257	5	7	3	7
TOTAL...	3.80	20-7	42	29	1	0/1	2	191.2	182	94	81	90	169	31	4	20	837	.254	7	13	7	11

## Single-Game Career Highs:

Category	2005 Best	Career Best (last)
Innings	8.0 (USC; 3/26)	9.0 (Rice; 2/22/04)
Runs Allowed	9 (LSU; 3/13)	Same
ER Allowed	7 (LSU; 3/13)	Same
K's	9 (UNC; 3/4)	12 (OSU; 5/15/04)
BB	6 (Tulane; 2/18)	6 - 2x (Tulane; 2/18/05)
Hits Allowed	10 (LBSU; 1/29)	10 (LBSU; 1/29/05)
WP	1 - 5x (STAN; 4/16)	1 - 7x (STAN; 4/16/05)
HBP	2 (WASH; 5/21)	2 - 2x (WASH; 5/21/05)
Pitches	115 (Tulane; 2/18)	141 (USC; 4/2/04)





# #37 • Zechry Zinicola

RHP • 6-1 • 215 • Sophomore - 1V • San Bernadino, Calif. (Arlington)

**\*\*NCBWA Stopper of the Year Watch List\*\***

**CAREER HIGHLIGHTS:** In 47 career pitching appearances (11 starts) is 7-5 with 12 saves and a 4.55 ERA... in 36 career relief appearances is 6-3 with a 4.18 ERA and 65 strikeouts in 64.2 innings... is 1-2 with a 4.89 ERA in 11 career starts... voted by Pac-10 coaches as having the best fastball in the league (Baseball America)... ranks seventh in ASU history with 12 career saves... tied the ASU freshman record with eight saves in 2004... went 4-2 with eight saves and a 3.36 ERA in 56.1 IP as a freshman in 2004 (57 K).

**2005 HIGHLIGHTS:** Hard-throwing sophomore right-hander who is 3-3 with four saves and a 5.80 ERA in 22 games (7 starts) this season... has struck out 46 and walked 33 in 54.1 innings... opponents are batting .251 off him... in seven starts this season he is 0-2 with a 6.00 ERA... is 3-1 with a 5.55 ERA as a reliever... is 1-1 with a 6.00 ERA and three saves in 11 appearances in Pac-10 play... suffered the loss surrendering a 3-0 lead by giving up four runs in the bottom of the ninth inning at Washington (5/21)... earned his third save of the year with 2.2 scoreless innings in a 3-1 win over nationally ranked Oregon State (4/30)... picked up his fourth save with three scoreless innings against No. 7 Arizona (5/14)... recorded three shutout innings against Wright State (4/3)... lasted five or more innings in three of his seven starts... averaging 7.62 strikeouts and 5.47 walks per nine innings pitched.

## 2005 Game-by-Game Statistics:

Date	Opponent	GS	IP	H	R	ER	BB	SO	2B	3B	HR	WP	BK	HBP	IBB	Score	W-L	SV	ERA	P/K
Jan 28, 2005	Long Beach State		0.1	0	0	0	1	1	0	0	0	0	0	0	0	3-7	0-0	0	0.00	13/7
Jan 29, 2005	Long Beach State		1.1	1	0	0	0	1	0	0	0	1	0	0	0	8-6	1-0	0	0.00	16/11
Feb 05, 2005	Gonzaga		1.0	1	0	0	0	0	0	0	0	0	0	0	0	10-8	1-0	1	0.00	20/11
Feb 07, 2005	New Mexico State		3.0	3	7	4	4	3	0	1	1	2	0	2	0	11-10	2-0	1	6.35	71/33
Feb 13, 2005	vs Gonzaga	*	4.1	4	2	1	1	4	0	0	0	0	0	0	0	0-2	2-1	1	4.50	70/42
Feb 25, 2005	Baylor	*	6.0	9	3	2	0	6	3	0	0	0	0	0	0	5-3	2-1	1	3.94	82/60
Mar 04, 2005	vs North Carolina	*	5.2	3	3	3	4	5	0	0	2	0	0	1	0	4-3	2-1	1	4.15	103/56
Mar 11, 2005	at LSU	*	3.1	7	6	6	3	1	2	0	1	0	0	0	0	5-6	2-2	1	5.76	67/33
Mar 18, 2005	Oklahoma	*	5.0	2	4	4	4	5	0	0	0	2	0	3	0	5-4	2-2	1	6.00	95/48
Mar 24, 2005	at USC	*	2.0	2	0	0	1	1	0	0	0	0	0	1	0	8-9	2-2	1	5.62	47/25
Mar 26, 2005	at USC		1.0	0	0	0	1	1	0	0	0	0	0	0	1	2-1	2-2	2	5.45	11/6
Apr 03, 2005	Wright State		3.0	1	0	0	0	3	1	0	0	0	0	0	0	14-1	2-2	2	5.00	40/26
Apr 09, 2005	at California-1	*	3.2	6	4	4	3	3	3	0	1	0	0	2	0	11-7	2-2	2	5.45	75/41
Apr 15, 2005	Stanford		1.0	0	0	0	1	2	0	0	0	0	0	0	0	9-2	2-2	2	5.31	20/12
Apr 16, 2005	Stanford		0.2	0	0	0	0	0	0	0	0	0	0	0	0	6-5	2-2	2	5.23	4/3
Apr 17, 2005	Stanford		1.1	5	4	4	0	1	2	0	0	1	0	0	0	10-9	2-2	2	5.91	41/24
Apr 24, 2005	UCLA		3.0	1	2	2	5	3	0	0	0	0	0	1	0	10-8	3-2	2	5.91	76/39
Apr 30, 2005	at Oregon State		2.2	0	0	0	2	1	0	0	0	0	0	0	0	3-1	3-2	3	5.59	42/26
May 04, 2005	Utah Valley State		0.1	1	3	1	1	0	1	0	0	0	0	0	0	6-9	3-2	3	5.73	12/7
May 14, 2005	Arizona		3.0	2	0	0	1	3	1	0	0	0	0	1	1	6-2	3-2	4	5.40	49/28
May 21, 2005	at Washington		2.1	3	4	4	1	2	0	0	1	0	0	0	0	3-5	3-3	4	5.83	37/20
May 29, 2005	Washington State		0.1	0	0	0	0	0	0	0	0	0	0	0	0	7-2	3-3	4	5.80	1/1
<b>Totals</b>		<b>7</b>	<b>54.1</b>	<b>51</b>	<b>42</b>	<b>35</b>	<b>33</b>	<b>46</b>	<b>13</b>	<b>1</b>	<b>6</b>	<b>6</b>	<b>0</b>	<b>11</b>	<b>2</b>	<b>146-110</b>	<b>3-3</b>	<b>4</b>	<b>5.80</b>	

## 2005 Pitching Breakdown:

	ERA	W-L	APP	GS	CG	SHO/CBO	SV	IP	H	R	ER	BB	SO	2B	3B	HR	AB	B/Avg	WP	HBP	BK	SFA	SHA
Starter.....	6.00	0-2	7	7	0	0/0	0	30.0	33	22	20	16	25	8	0	4	116	.284	2	7	0	0	3
Reliever.....	5.55	3-1	15	0	0	0/0	4	24.1	18	20	15	17	21	5	1	2	87	.207	4	4	0	1	4
Pac-10.....	6.00	1-1	11	2	0	0/0	3	21.0	19	14	14	15	17	6	0	2	74	.257	1	5	0	0	4
Non-Conf.....	5.67	2-2	11	5	0	0/0	1	33.1	32	28	21	18	29	7	1	4	129	.248	5	6	0	1	3
Home.....	5.22	3-0	14	2	0	0/0	2	29.1	26	23	17	17	28	8	1	1	110	.236	6	7	0	1	4
Away.....	6.48	0-3	8	5	0	0/0	2	25.0	25	19	18	16	18	5	0	5	93	.269	0	4	0	0	3
Day Games...	5.62	2-2	11	2	0	0/0	3	24.0	22	16	15	13	19	6	0	2	90	.244	2	3	0	0	3
Night Games..	5.93	1-1	11	5	0	0/0	1	30.1	29	26	20	20	27	7	1	4	113	.257	4	8	0	1	4

## Career Statistics:

Year	ERA	W-L	App	GS	CG	SHO/CBO	SV	IP	H	R	ER	BB	SO	2B	3B	HR	BF	B/Avg	WP	HBP	SFA	SHA
2004....	3.36	4-2	25	4	0	0/0	8	56.1	52	24	21	20	57	8	1	3	241	.246	5	6	1	3
2005....	5.80	3-3	22	7	0	0/0	4	54.1	51	42	35	33	46	13	1	6	255	.251	6	11	1	7
<b>TOTAL...</b>	<b>4.55</b>	<b>7-5</b>	<b>47</b>	<b>11</b>	<b>0</b>	<b>0/0</b>	<b>12</b>	<b>110.2</b>	<b>103</b>	<b>66</b>	<b>56</b>	<b>53</b>	<b>103</b>	<b>21</b>	<b>2</b>	<b>9</b>	<b>496</b>	<b>.249</b>	<b>11</b>	<b>17</b>	<b>2</b>	<b>10</b>

## Single-Game Career Highs:

Category .....	2005 Best .....	Career Best (last)
Innings .....	6.0 (Baylor; 2/25)	7.0 (Cal; 3/21/04)
Runs Allowed .....	7 (NMSU; 2/7)	Same
ER Allowed .....	6 (LSU; 3/11)	Same
K's .....	6 (Baylor; 2/25)	Same
BB .....	5 (UCLA; 4/24)	Same
Hits Allowed .....	9 (Baylor; 2/25)	Same
WP .....	2 - 2x (OKLA; 3/18)	Same
HBP .....	3 (OKLA; 3/18)	Same
Pitches .....	103 (UNC; 3/4)	103 - 2x (UNC; 3/4/05)

## ASU's All-Time Career Saves Leaders:

1.	Doug Nurnberg (1965-67)	25
2.	Kevin Dukes (1978-81)	20
3.	Noah Peery (1993-94)	17
	Ryan Schroyer (2001-03)	17
5.	Ryan Bradley (1995-97)	16
6.	Dave Graybill (1982-84)	13
7.	Zechry Zinicola (2004-P)	12
8.	Mitch Dean (1976-80)	11
9.	Eric Doble (1999-2001)	10

# Arizona State Career Stats

## Erik Averill

Year	ERA	W-L	App	GS	CG	SHO/CBO	SV	IP	H	R	ER	BB	SO	2B	3B	HR	BF	B/Avg	WP	HBP	SFA	SHA
2003....	3.66	8-2	20	15	0	0/3	0	86.0	87	41	35	19	61	19	6	7	373	.264	2	16	4	4
2004....	5.19	4-4	26	4	0	0/0	2	76.1	83	50	44	23	56	11	2	5	341	.280	6	8	6	8
2005....	3.84	8-4	20	16	3	1/0	0	96.0	105	50	41	23	77	21	2	6	416	.279	3	8	1	8
TOTAL...	4.18	20-10	66	35	3	1/3	2	258.1	275	141	120	65	194	51	10	18	1130	.275	11	32	11	20

## Tony Barnette

Year	ERA	W-L	App	GS	CG	SHO/CBO	SV	IP	H	R	ER	BB	SO	2B	3B	HR	BF	B/Avg	WP	HBP	SFA	SHA
2005....	7.24	4-1	27	4	0	0/0	2	46.0	67	43	37	19	51	16	1	2	231	.333	0	7	1	3
TOTAL...	7.24	4-1	27	4	0	0/0	2	46.0	67	43	37	19	51	16	1	2	231	.333	0	7	1	3

## Vinny Biancamano

Year	Avg	GP-GS	AB	R	H	2B	3B	HR	RBI	TB	SLG%	BB	HBP	SO	GDP	OB%	SF	SH	SB-ATT	PO	A	E	FLD%
2005....	.233	27-11	43	8	10	2	0	0	3	12	.279	5	1	12	2	.327	0	0	0-1	11	18	7	.806
TOTAL...	.233	27-11	43	8	10	2	0	0	3	12	.279	5	1	12	2	.327	0	0	0-1	11	18	7	.806

## Brett Bordes

Year	ERA	W-L	App	GS	CG	SHO/CBO	SV	IP	H	R	ER	BB	SO	2B	3B	HR	BF	B/Avg	WP	HBP	SFA	SHA
2003....	3.21	1-1	27	0	0	0/2	0	28.0	21	12	10	28	27	2	0	2	132	.210	1	2	0	2
2004....	8.55	3-1	13	8	0	0/1	1	33.2	39	33	32	31	38	8	0	3	176	.285	2	5	1	2
2005....	3.86	5-5	30	4	0	0/1	2	63.0	56	33	27	21	40	13	0	6	263	.241	2	2	2	6
TOTAL...	4.98	9-7	70	12	0	0/4	3	124.2	116	78	69	80	105	23	0	11	571	.247	5	9	3	10

## Greg Bordes

Year	Avg	GP-GS	AB	R	H	2B	3B	HR	RBI	TB	SLG%	BB	HBP	SO	GDP	OB%	SF	SH	SB-ATT	PO	A	E	FLD%
2005....	.200	12-2	5	1	1	1	0	0	0	2	.400	1	0	1	1	.333	0	0	0-1	5	9	2	.875
TOTAL...	.200	12-2	5	1	1	1	0	0	0	2	.400	1	0	1	1	.333	0	0	0-1	5	9	2	.875

## Pat Bresnehan

Year	ERA	W-L	App	GS	CG	SHO/CBO	SV	IP	H	R	ER	BB	SO	2B	3B	HR	BF	B/Avg	WP	HBP	SFA	SHA
2004....	4.79	3-2	23	1	0	0/1	5	41.1	41	28	22	27	45	9	0	3	189	.268	4	4	1	3
2005....	5.57	3-4	24	11	1	0/1	1	76.0	89	52	47	28	70	10	4	6	353	.289	5	12	2	3
TOTAL...	5.29	6-6	47	12	1	0/2	6	117.1	130	80	69	55	115	19	4	9	542	.282	9	16	3	6

## Travis Buck

Year	Avg	GP-GS	AB	R	H	2B	3B	HR	RBI	TB	SLG%	BB	HBP	SO	GDP	OB%	SF	SH	SB-ATT	PO	A	E	FLD%
2003....	.326	66-65	239	59	78	13	3	4	46	109	.456	35	11	28	9	.432	2	5	12-14	94	4	4	.961
2004....	.373	59-59	225	64	84	16	1	9	58	129	.573	41	11	34	6	.486	3	6	13-16	118	5	1	.992
2005....	.388	56-56	242	67	94	22	3	4	38	134	.554	25	5	32	5	.454	1	5	23-31	76	38	5	.958
TOTAL...	.363	181-180	706	190	256	51	7	17	142	372	.527	101	27	94	20	.457	6	16	48-61	288	47	10	.971

## DJ Butler

Year	Avg	GP-GS	AB	R	H	2B	3B	HR	RBI	TB	SLG%	BB	HBP	SO	GDP	OB%	SF	SH	SB-ATT	PO	A	E	FLD%
2005....	.167	17-3	18	1	3	0	0	0	1	3	.167	2	1	10	0	.273	1	0	1-1	3	0	0	1.000
TOTAL...	.167	17-3	18	1	3	0	0	0	1	3	.167	2	1	10	0	.273	1	0	1-1	3	0	0	1.000

## Colin Curtis

Year	Avg	GP-GS	AB	R	H	2B	3B	HR	RBI	TB	SLG%	BB	HBP	SO	GDP	OB%	SF	SH	SB-ATT	PO	A	E	FLD%
2004....	.300	57-57	190	37	57	11	0	5	36	83	.437	38	6	39	7	.428	2	0	12-14	123	0	1	.992
2005....	.332	56-56	220	44	73	12	1	1	39	90	.409	36	4	31	6	.430	3	3	17-23	86	1	2	.978
TOTAL...	.317	113-113	410	81	130	23	1	6	75	173	.422	74	10	70	13	.429	5	3	29-37	209	1	3	.986

## Seth Dhaenens

Year	Avg	GP-GS	AB	R	H	2B	3B	HR	RBI	TB	SLG%	BB	HBP	SO	GDP	OB%	SF	SH	SB-ATT	PO	A	E	FLD%
2004....	.250	45-27	96	27	24	3	0	0	8	27	.281	24	0	24	5	.400	0	4	3-7	29	52	5	.942
2005....	.345	43-28	119	24	41	4	0	2	28	51	.429	17	3	28	1	.436	1	4	8-10	59	93	9	.944
TOTAL...	.302	88-55	215	51	65	7	0	2	36	78	.363	41	3	52	6	.419	1	8	11-17	88	145	14	.943

## Kevin Dryanski

Year	ERA	W-L	App	GS	CG	SHO/CBO	SV	IP	H	R	ER	BB	SO	2B	3B	HR	BF	B/Avg	WP	HBP	SFA	SHA
2005....	4.67	0-0	11	0	0	0/0	0	17.1	24	11	9	4	8	3	3	3	77	.364	3	2	1	4
TOTAL...	4.67	0-0	11	0	0	0/0	0	17.1	24	11	9	4	8	3	3	3	77	.364	3	2	1	4

# Arizona State Career Stats

## Willy Fox

Year	Avg	GP-GS	AB	R	H	2B	3B	HR	RBI	TB	SLG%	BB	HBP	SO	GDP	OB%	SF	SH	SB-ATT	PO	A	E	FLD%
2005....	.318	37-17	88	23	28	4	1	4	24	46	.523	10	5	25	1	.417	0	0	7-9	3	0	0	1.000
TOTAL...	.318	37-17	88	23	28	4	1	4	24	46	.523	10	5	25	1	.417	0	0	7-9	3	0	0	1.000

## Seth Garrison

Year	ERA	W-L	App	GS	CG	SHO/CBO	SV	IP	H	R	ER	BB	SO	2B	3B	HR	BF	B/Avg	WP	HBP	SFA	SHA
2005....	5.50	0-0	13	1	0	0/0	1	18.0	24	14	11	10	21	7	2	0	90	.312	1	1	0	2
TOTAL...	5.50	0-0	13	1	0	0/0	1	18.0	24	14	11	10	21	7	2	0	90	.312	1	1	0	2

## Tuffy Gosewisch

Year	Avg	GP-GS	AB	R	H	2B	3B	HR	RBI	TB	SLG%	BB	HBP	SO	GDP	OB%	SF	SH	SB-ATT	PO	A	E	FLD%
2002....	.128	30-12	39	6	5	0	0	0	2	5	.128	4	0	12	4	.209	0	0	0-0	117	11	1	.992
2003....	.340	59-45	144	41	49	9	0	2	41	64	.444	22	9	19	3	.442	6	4	2-2	346	31	0	1.000
2004....	.342	59-58	199	36	68	14	1	2	49	90	.452	31	6	37	2	.439	3	8	0-2	413	42	7	.985
2005....	.313	56-56	208	40	65	11	2	6	57	98	.471	25	13	32	2	.410	5	2	5-8	392	51	2	.996
TOTAL...	.317	204-171	590	123	187	34	3	10	149	257	.436	82	28	100	11	.416	14	14	7-12	1268	135	10	.993

## Joey Hoofst

Year	Avg	GP-GS	AB	R	H	2B	3B	HR	RBI	TB	SLG%	BB	HBP	SO	GDP	OB%	SF	SH	SB-ATT	PO	A	E	FLD%
2005....	.294	44-40	153	25	45	7	1	1	26	57	.373	12	4	20	3	.357	2	0	10-16	29	68	7	.933
TOTAL...	.294	44-40	153	25	45	7	1	1	26	57	.373	12	4	20	3	.357	2	0	10-16	29	68	7	.933

## Rocky Laguna

Year	Avg	GP-GS	AB	R	H	2B	3B	HR	RBI	TB	SLG%	BB	HBP	SO	GDP	OB%	SF	SH	SB-ATT	PO	A	E	FLD%
2005....	.301	47-28	113	23	34	10	2	1	26	51	.451	19	6	30	2	.424	1	1	10-11	36	4	2	.952
TOTAL...	.301	47-28	113	23	34	10	2	1	26	51	.451	19	6	30	2	.424	1	1	10-11	36	4	2	.952

## Jeff Landry

Year	Avg	GP-GS	AB	R	H	2B	3B	HR	RBI	TB	SLG%	BB	HBP	SO	GDP	OB%	SF	SH	SB-ATT	PO	A	E	FLD%
2005....	.143	16-4	14	2	2	0	0	0	0	2	.143	3	0	5	0	.294	0	0	1-1	4	12	3	.842
TOTAL...	.143	16-4	14	2	2	0	0	0	0	2	.143	3	0	5	0	.294	0	0	1-1	4	12	3	.842

## Jeff Larish

Year	Avg	GP-GS	AB	R	H	2B	3B	HR	RBI	TB	SLG%	BB	HBP	SO	GDP	OB%	SF	SH	SB-ATT	PO	A	E	FLD%
2002....	.328	34-33	128	31	42	4	3	3	24	61	.477	29	0	19	3	.447	2	0	0-1	30	45	5	.938
2003....	.372	65-64	234	80	87	18	2	18	95	163	.697	78	6	42	5	.528	6	1	3-5	507	29	6	.989
2004....	.308	57-57	237	46	73	17	0	7	49	111	.468	35	1	50	4	.396	2	0	3-7	93	2	0	1.000
2005....	.308	56-56	211	52	65	15	1	17	56	133	.630	49	3	53	3	.442	2	3	10-13	406	24	7	.984
TOTAL...	.330	212-210	810	209	267	54	6	45	224	468	.578	191	10	164	15	.457	12	4	16-26	1036	100	18	.984

## Ty Marotz

Year	ERA	W-L	App	GS	CG	SHO/CBO	SV	IP	H	R	ER	BB	SO	2B	3B	HR	BF	B/Avg	WP	HBP	SFA	SHA
2004....	6.14	0-0	17	3	0	0/1	0	22.0	24	17	15	15	25	2	0	5	104	.276	4	0	2	0
2005....	3.81	2-1	15	1	0	0/0	0	26.0	31	12	11	5	25	4	1	3	107	.307	0	0	1	0
TOTAL...	4.88	2-1	32	4	0	0/1	0	48.0	55	29	26	20	50	6	1	8	211	.293	4	0	3	0

## Joe Persichina

Year	Avg	GP-GS	AB	R	H	2B	3B	HR	RBI	TB	SLG%	BB	HBP	SO	GDP	OB%	SF	SH	SB-ATT	PO	A	E	FLD%
2004....	.320	53-42	150	27	48	7	1	1	24	60	.400	20	5	17	4	.412	2	2	3-4	293	45	5	.985
2005....	.210	49-27	105	17	22	4	2	1	13	33	.314	13	2	20	4	.303	2	2	4-4	91	71	4	.976
TOTAL...	.275	102-69	255	44	70	11	3	2	37	93	.365	33	7	37	8	.368	4	4	7-8	384	116	9	.982

## Andrew Romine

Year	Avg	GP-GS	AB	R	H	2B	3B	HR	RBI	TB	SLG%	BB	HBP	SO	GDP	OB%	SF	SH	SB-ATT	PO	A	E	FLD%
2005....	.304	50-48	158	31	48	5	2	0	22	57	.361	11	1	20	2	.351	1	4	14-16	84	125	13	.941
TOTAL...	.304	50-48	158	31	48	5	2	0	22	57	.361	11	1	20	2	.351	1	4	14-16	84	125	13	.941

## Josh Satow

Year	ERA	W-L	App	GS	CG	SHO/CBO	SV	IP	H	R	ER	BB	SO	2B	3B	HR	BF	B/Avg	WP	HBP	SFA	SHA
2005....	6.75	1-0	4	0	0	0/0	0	8.0	13	9	6	5	1	1	0	1	42	.361	0	0	1	0
TOTAL...	6.75	1-0	4	0	0	0/0	0	8.0	13	9	6	5	1	1	0	1	42	.361	0	0	1	0

# Arizona State Career Stats

## J.J. Sfera

Year	Avg	GP-GS	AB	R	H	2B	3B	HR	RBI	TB	SLG%	BB	HBP	SO	GDP	OB%	SF	SH	SB-ATT	PO	A	E	FLD%
2005....	.310	49-45	155	31	48	4	1	0	17	54	.348	13	3	20	1	.372	1	7	6-13	72	2	3	.961
TOTAL...	.310	49-45	155	31	48	4	1	0	17	54	.348	13	3	20	1	.372	1	7	6-13	72	2	3	.961

## Eric Sogard

Year	Avg	GP-GS	AB	R	H	2B	3B	HR	RBI	TB	SLG%	BB	HBP	SO	GDP	OB%	SF	SH	SB-ATT	PO	A	E	FLD%
2005....	.150	17-2	20	4	3	0	0	0	2	3	.150	4	0	4	0	.292	0	0	0-0	4	8	2	.857
TOTAL...	.150	17-2	20	4	3	0	0	0	2	3	.150	4	0	4	0	.292	0	0	0-0	4	8	2	.857

## Austin Stockfish

Year	Avg	GP-GS	AB	R	H	2B	3B	HR	RBI	TB	SLG%	BB	HBP	SO	GDP	OB%	SF	SH	SB-ATT	PO	A	E	FLD%
2005....	.563	17-0	16	4	9	0	0	0	4	9	.563	1	1	2	0	.611	0	0	0-0	26	2	1	.966
TOTAL...	.563	17-0	16	4	9	0	0	0	4	9	.563	1	1	2	0	.611	0	0	0-0	26	2	1	.966

## Jason Urquidez

Year	ERA	W-L	App	GS	CG	SHO/CBO	SV	IP	H	R	ER	BB	SO	2B	3B	HR	BF	B/Avg	WP	HBP	SFA	SHA
2004....	3.41	12-3	19	17	1	0/1	0	97.2	90	40	37	47	94	11	3	11	419	.251	2	6	4	4
2005....	4.21	8-4	23	12	0	0/0	2	94.0	92	54	44	43	75	20	1	9	418	.257	5	7	3	7
TOTAL...	3.80	20-7	42	29	1	0/1	2	191.2	182	94	81	90	169	31	4	20	837	.254	7	13	7	11

## Eric Williams

Year	Avg	GP-GS	AB	R	H	2B	3B	HR	RBI	TB	SLG%	BB	HBP	SO	GDP	OB%	SF	SH	SB-ATT	PO	A	E	FLD%
2005....	.500	7-0	2	1	1	0	0	0	1	1	.500	1	0	1	0	.667	0	0	0-0	1	0	0	1.000
TOTAL...	.500	7-0	2	1	1	0	0	0	1	1	.500	1	0	1	0	.667	0	0	0-0	1	0	0	1.000

## Zechry Zinicola

Year	Avg	GP-GS	AB	R	H	2B	3B	HR	RBI	TB	SLG%	BB	HBP	SO	GDP	OB%	SF	SH	SB-ATT	PO	A	E	FLD%
2004....	.280	46-29	100	20	28	8	0	3	26	45	.450	12	1	22	4	.350	4	0	0-0	20	8	1	.966
2005....	.278	46-26	97	13	27	4	0	2	12	37	.381	6	1	19	1	.324	1	0	0-1	95	17	4	.966
TOTAL...	.279	92-55	197	33	55	12	0	5	38	82	.416	18	2	41	5	.338	5	0	0-1	115	25	5	.966

Year	ERA	W-L	App	GS	CG	SHO/CBO	SV	IP	H	R	ER	BB	SO	2B	3B	HR	BF	B/Avg	WP	HBP	SFA	SHA
2004....	3.36	4-2	25	4	0	0/0	8	56.1	52	24	21	20	57	8	1	3	241	.246	5	6	1	3
2005....	5.80	3-3	22	7	0	0/0	4	54.1	51	42	35	33	46	13	1	6	255	.251	6	11	1	7
TOTAL...	4.55	7-5	47	11	0	0/0	12	110.2	103	66	56	53	103	21	2	9	496	.249	11	17	2	10